

RESOLUTION NO. 1437

A RESOLUTION OF THE CITY COUNCIL OF THE CITY OF DES MOINES, WASHINGTON, approving the Parks, Recreation and Senior Services Master Plan for the City of Des Moines for the years 2022 through 2027.

WHEREAS, the Growth Management Act (chapter 36.70A RCW) requires that agencies prepare a Parks and Recreation Element to the Des Moines' Comprehensive Plan that shall include estimates of park and recreation demand for a ten-year period, an evaluation of facilities and service needs, and an evaluation of intergovernmental coordination opportunities to provide regional approaches for meeting park and recreational demand, and

WHEREAS, to qualify for funding from the State Department of Community, Trade and Economic Development and the Recreation and Conservation Funding Board the City must update and approve its Parks and Recreation Master Plan every six years, and

WHEREAS, the last update to the City's Parks, Recreation and Senior Services Master Plan was adopted by Ordinance No. 1468 in December 2015, for years 2016-2021, and

WHEREAS, the 2016 Parks, Recreation and Senior Services Master Plan Section 5 adopted by City Council in December 2015, as amended by Ordinance No. 1664 as amended by Ordinance No. 1712 as amended by Ordinance No. 1731 is the current Chapter 6 - Parks, Recreation and Open Space Element of the Des Moines Comprehensive Plan, and

WHEREAS, in 2021 the City hired Consultant group AHBL, Inc. to assess the City's parks and facilities and prepared graphics and cost estimates to be used as a guide for future acquisition, new development, renovation and repair, and maintenance capital projects, and

WHEREAS, AHBL, along with Parks and Recreation City Staff has held bi-monthly meetings since May, 2021 to review data; evaluate public feedback regarding community recreation needs; assess conditions at City parks and facilities and make recommendations for the prioritization of future acquisition, renovations and repairs, new development and maintenance needs, and

WHEREAS, the City conducted extensive public engagement and outreach, including information booths at the Des Moines

Farmers Market, open houses at Midway Park and the Des Moines Senior Activity Center, a statistically valid survey, school classroom visit, and interviews/conversations with stakeholders, and

WHEREAS, the Council Municipal Facilities and Economic Development Committees have received regular updates and have provided guidance for the Draft 2022 Parks, Recreation and Senior Services Master Plan update, and

WHEREAS, on September 16, 2021 and November 4, 2021 the Draft 2022 Parks, Recreation and Senior Services Master Plan was presented to City Council for review and comment, and

WHEREAS, pursuant to WAC 197-11-630 the SEPA Official issued a Determination of Nonsignificance for the 2022 Des Moines Parks, Recreation and Senior Services Master Plan, fulfilling the requirements of the State Environmental Policy Act (SEPA), and

WHEREAS, on November 5, 2021, through November 23, 2021, City Council and public were provided the opportunity to review the full draft plan and provide comments for inclusion in the Draft 2022 Parks, Recreation and Senior Services Master Plan, and

WHEREAS, based on the City Council comments and information presented at such public meetings the City Council finds it to be in the public interest to approve the Parks, Recreation and Senior Services Master Plan attached to this Resolution; now therefore,

THE CITY COUNCIL OF THE CITY OF DES MOINES RESOLVES AS FOLLOWS:

Sec. 1. Approved.

(1) The December 2021 Draft Parks, Recreation and Senior Services Master Plan as presently constituted or as may be subsequently amended entitled "2022 Parks, Recreation and Senior Services Master Plan" attached to this Resolution is hereby approved as the official Parks, Recreation and Senior Services Master Plan for the City of Des Moines.

(2) Not less than one (1) copy of the Des Moines Parks, Recreation and Senior Services Master Plan is filed in the office

of the City Clerk and is available for use and examination by the public.

Sec. 2. The capital improvement projects and program priorities included in the plan, shall be reviewed annually in order to aid in the preparation of the City's six-year municipal capital improvement and capital improvement program, at which time such program priorities may be amended, revised, or extended for an additional six-year period.

Sec. 3. The plan approved by this Resolution shall be used to update the Parks, Recreation and Open Space Element of the Des Moines Comprehensive Plan.

Sec. 4. The City Clerk is directed to file a certified copy of this Resolution and attachment with the Recreation and Conservation Office (RCO), Olympia, Washington, within thirty (30) days of the date of approval of this Resolution.

ADOPTED BY the City Council of the City of Des Moines, Washington this 2nd day of December, 2021 and signed in authentication thereof this 2nd day of December, 2021.



M A Y O R

APPROVED AS TO FORM:

/s/ Tim George
City Attorney

ATTEST:



City Clerk

CITY OF DES MOINES

Parks, Recreation, and Senior Services Master Plan

2022

Adopted December 2, 2021



Acknowledgements

CITY COUNCIL

Matt Pina, Position #1 (Mayor)
JC Harris, Position #2 (Councilmember)
Luisa Bangs, Position #3 (Councilmember)
Jeremy Nutting, Position #4 (Councilmember)
Traci Buxton, Position #5 (Councilmember)
Anthony Martinelli, Position #6 (Councilmember)
Matt Mahoney, Position #7 (Deputy Mayor)

CITY STAFF

Susan Cezar, Chief Strategic Officer
Nicole Nordholm, Assistant Parks Director
Kyle Ehlers, Recreation Manager
Denise Lathrop, Planning and Development Services Manager
John Blackburn, Public Works Superintendent
Kelsey Cole, Recreation Specialist
Max Mousseau, GIS Analyst

CONSULTANT TEAM

AHBL, Inc – Planning
Seattle, Washington
www.ahbl.com
Wayne Carlson, Principal
Brittany Port, Project Manager
Stefanie Hindmarch, Project Planner

ETC Institute – Community Survey Design and Administration
Olathe, Kansas
www.etcinstitute.com
Jason Morado, Director of Community Research

STAKEHOLDER INTERVIEWS

Des Moines Activity Center
Des Moines Area Food Bank
Highline College - Agriculture Program
Highline Public Schools
Reach Out Des Moines
Wakulima USA

IMAGERY

City of Des Moines
AHBL, Inc.
Unplash.com

Contents

| | |
|--|-----|
| EXECUTIVE SUMMARY | 5 |
| INTRODUCTION | 6 |
| PLAN PURPOSE | 6 |
| ACCOMPLISHMENTS SINCE THE 2016 PLAN | 7 |
| PLAN PROCESS | 8 |
| PUBLIC INVOLVEMENT | 8 |
| PARKS AND OPEN SPACE VISION | 11 |
| COMMUNITY PROFILE | 12 |
| REGIONAL LOCATION | 12 |
| POPULATION CHARACTERISTICS | 12 |
| NATURAL AND PHYSICAL FEATURES | 19 |
| EXISTING PARK AND OPEN SPACE SYSTEM | 20 |
| OVERVIEW | 20 |
| PARKS CLASSIFICATION | 20 |
| PARKS INVENTORY | 24 |
| PARKS AND FACILITIES NOT OWNED BY DES MOINES | 25 |
| RECREATION PROGRAMS | 32 |
| OVERVIEW | 32 |
| VOLUNTEER PROGRAM | 34 |
| FACILITY RENTALS | 35 |
| NON-CITY SERVICE PROVIDERS | 36 |
| SENIOR SERVICES | 38 |
| OVERVIEW | 38 |
| NEEDS ASSESSMENT AND RECOMMENDATIONS | 40 |
| INTRODUCTION | 40 |
| LEVEL-OF-SERVICE ANALYSIS | 40 |
| COMMUNITY SURVEY | 45 |
| COMMUNITY ENGAGEMENT | 46 |
| RECOMMENDATIONS | 48 |
| GOALS AND POLICIES | 52 |
| IMPLEMENTATION | 60 |
| PHASING OF IMPLEMENTATION | 60 |
| CAPITAL IMPROVEMENT PROGRAM (CIP) | 60 |
| DEPARTMENT BUDGET AND STAFFING | 71 |
| FUNDING SOURCES | 72 |
| APPENDIX A: PARK INVENTORY | 76 |
| APPENDIX B: PARKS LEVEL-OF-SERVICE ANALYSIS | 126 |
| APPENDIX C: FACILITIES LEVEL-OF-SERVICE ANALYSIS | 129 |
| APPENDIX D: PUBLIC ENGAGEMENT | 136 |
| APPENDIX E: COMMUNITY SURVEY | 234 |
| APPENDIX F: OPINIONS OF PROBABLE COST | 358 |



Executive Summary

This 2022 *Parks, Recreation, and Senior Services (PRSS) Master Plan* provides an updated analysis of the City of Des Moines' parks, recreation and senior services facilities and programming to inform decision-making for future investments. More than 500 Des Moines residents participated in the planning process to provide input on community needs and priorities. Outreach included multiple public open houses, outreach at the Waterfront Farmers Market, stakeholder interviews, and opportunities for online participation. A community survey was also administered and completed by 410 households.

The Parks, Recreation, and Senior Services department has made strong progress since 2016 towards meeting the goals set forth in the *2016 PRSS Master Plan*. The City has added 3.26 acres of parks at Midway Park, Mary Gay Park, and Sound View Park (Van Gasken) and made numerous facility improvements across the City's parks. The City also continues to offer a range

of programming that is well-attended by Des Moines residents. The City intends to resume programs paused due to COVID-19 when it is safe to do so. Since 2016, staff have also continued operating and maintaining indoor and outdoor facilities, conducting city-wide events, and managing parks grants and funding.

An analysis of the City's parks acreage and facility access found that the City is meeting its established level-of-service standard of 6.5 acres per 1,000 residents. However, there is still a need for additional investment in parks. As the population continues to grow, these needs will become more pressing. Public feedback also described a wide range of priorities for improvements to the City's parks and recreation programming, which are reflected in the recommendations contained within this plan.

This plan update is intended to provide direction for the City to continue working towards a robust and equitable parks, recreation, and senior services system. With input from the community and an updated analysis of the City's parks inventory, the recommendations in this plan strive to fulfill resident needs and create a healthy, active Des Moines.



June 12, 2021 Des Moines Farmer's Market



August 3, 2021 Midway Park Open House



Introduction

PLAN PURPOSE

The *Parks, Recreation, and Senior Services (PRSS) Master Plan* establishes the vision and direction for the acquisition of land, creation of new park and recreational assets, restoration and repair of existing facilities, and the provision of programs and services for Des Moines residents. As the primary provider of community parks, recreation, and senior programs and facilities, the City of Des Moines recognizes the value of these services to the physical, mental, and social health of its residents, the economic and aesthetic vitality of its neighborhoods, and the sustainability of its natural resources.

The *PRSS Master Plan* guides the Parks, Recreation and Senior Services Department in fulfilling its mission to encourage and provide the diverse population of the Greater Des Moines area opportunities to experience life-enhancing activities through developed and well-maintained parkland and facilities, professional programming and services, and the optimum utilization of community resources. The plan establishes a benchmark from which to measure parks and recreation resources, their use, and the level-of-service provided by the City of Des Moines for public recreation.

Des Moines' *Parks, Recreation, and Senior Services Master Plan* was last updated in 2015. It is essential that the City periodically revisit the plan in order to measure progress and identify potential areas for improvement. Proactively engaging with the community, assessing current conditions, and prioritizing projects helps the City to plan for the future of parks, recreation, and senior services in Des Moines. Washington Department of Commerce and Washington State Recreation and Conservation Office (RCO) require the plan to be updated at least every six years to qualify for funding and to meet the intent of the Growth Management Act (GMA). City Council adoption of the *PRSS Master Plan* as Chapter 6, Parks, Recreation, and Open Space Element of the *Des Moines Comprehensive Plan* ensures that the goals and policies outlined in the plan are implemented.



Des Moines Beach Park

The *Master Plan* will address the following elements:

- **Community Profile** – Describes the City of Des Moines, the landscape, and our population
- **Existing Park and Open Space System** – Inventories existing city, school, and community recreation resources, including parks, trails, and other facilities
- **Recreation Programs** – Describes existing recreation programs, events, and facility rentals offered by the City of Des Moines, provides an overview of recreation trends, and summarizes community feedback
- **Senior Services** – Describes existing senior programs offered by the City of Des Moines and community feedback
- **Needs Assessment and Recommendations** – Analyzes existing and future level-of-service for parks and summarizes needs reported by the community
- **Goals and Policies** – Summarizes City goals, as recommended for adoption in the *Des Moines Comprehensive Plan*
- **Implementation** – Describes funding sources, costs, and 2022-2027 *Des Moines Capital Improvement Program* parks projects

ACCOMPLISHMENTS SINCE THE 2016 PLAN

Since 2016, parks, recreation, and senior services in Des Moines have seen several improvements. Capital improvements to facilities include:

| Park | Improvements |
|----------------------------|---|
| Barnes Creek Trail | Trail expansion |
| Des Moines Activity Center | Replaced the floor, painted facility, installed hearing loop system |
| Field House Park | Repaired field drainage, repaired Field 2 backstop fencing, improvements to bleachers, repaired worn concrete skate park edges, renovated for ADA compliance, resurfaced tennis courts and replaced nets, repaired equipment storage shed, painted inside of Field House, replaced Field House roof |
| Havenwood Park | New park established in conjunction with the Havenwood Park Subdivision that includes a parking area, play equipment, landscaping, and trail |
| Kiddie City Park | Replaced play equipment and relocated for ADA accessibility, added signage, added ADA ramp, restored bridge, combined Kiddie Park and City Park |
| Mary Gay Park | Acquisition, removed house, installed gravel parking area, portable toilets, and urban agriculture farm plots |
| Midway Park | Acquisition of additional property, park improvements, design for future improvements |
| Overlook II | ADA furnishings and ADA access, removed dead tree, lawn and irrigation improvements |
| Parkside Park | Remediated contaminated soils, made entryways ADA accessible, connector trail to 26th Place South, created pathways through the park, removed dense vegetation and unhealthy trees, replaced fence, upgraded sports court, new outdoor fitness area and seating, replaced culvert for safety and drainage, relocated large boulders |
| Sonju Park | Added garden beds, restoration, removal of invasive species, removed house, signage, parking area |
| Sound View (Van Gasken) | Acquisition |
| Steven J Underwood Park | Play structure, trail, drinking fountain, security cameras, and memorial plaza area |
| Westwood Park | Replaced play structure, renovated for ADA compliance, replaced picnic tables and benches, drinking fountain |
| Woodmont Park | Landslide repairs |
| Wooton Park | Replaced play equipment, new gazebo |

Recreation programming in the City has seen a significant increase in participation and engagement since 2016 in Department-run programs.

PLAN PROCESS

The process for updating the *Des Moines PRSS Master Plan* included a series of steps:

Understanding Existing Conditions

Demographics, population growth projections, facility information, and programming details were collected in order to understand existing conditions.

Level-of-service Analysis

Current and projected population demographics and the existing park system were analyzed to identify gaps and future needs in level-of-service (LOS).

Community Engagement and Survey

Community input on the plan update was collected using a variety of methods, including three open houses, booths at two Farmer's Markets, a visit to a kindergarten class, stakeholder interviews, the City website and email inquiries, and a mailed survey.

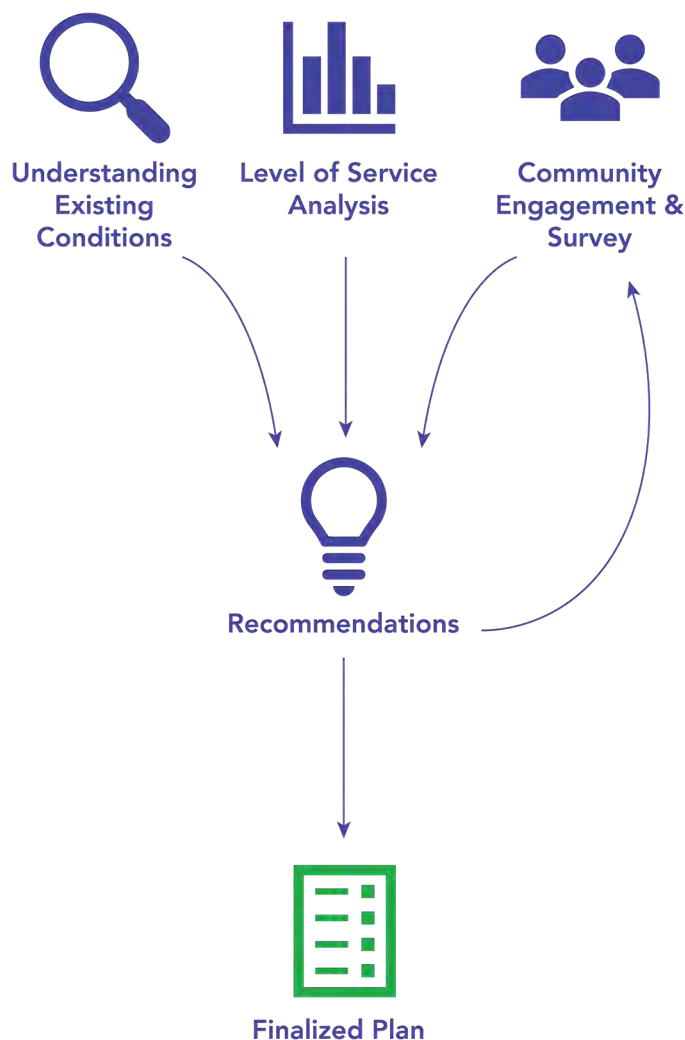
Recommendations

Recommendations and strategies were formed based on community input, existing conditions, and LOS.

Finalized Plan

The *PRSS Master Plan* was presented to the City Council for adoption on December 2, 2021.

Figure 1: Planning Process



PUBLIC INVOLVEMENT

Community engagement was an essential part of the plan development and adoption process. During the summer and fall of 2021, the City engaged over 500 people in a dialogue about the future of Des Moines' parks, recreation, and senior services. Opportunities for participation included two booths at the Des Moines Waterfront Farmer's Market, three open houses held throughout the City, comments sent to the City via email, responses to a mailed community survey, and stakeholder interviews. City staff and the consultant team also virtually visited a kindergarten class at Midway Elementary to hear children's ideas for their parks. Public involvement opportunities were also available throughout the adoption process at City Council meetings. Appendix D contains materials and full input from all community involvement. Chapter

6 includes recommendations for future projects and programming based on community input received throughout the process.

Farmer's Markets

The consultant team hosted booths at two Farmer's Markets at the Des Moines Marina (June 12th and July 24th, 2021). Market visitors stopped by the booth to learn about the plan update, sign up for an interested parties email list, and share their ideas for improved parks, recreation programming, and senior services. Approximately 35 people engaged with the Farmer's Market booths.

Midway Park Open House

On August 3, 2021, the consultant team and City staff hosted an open house at Midway Park. The City partnered with 'Reach Out Des Moines' for National Night Out to hold a charrette to design future improvements at Midway Park. Attendees of all ages from the surrounding neighborhood and beyond participated in a range of activities. Attendees were invited to share their priorities and vision for parks in the next six years, describe the activities they like and want to try, and explore future design ideas for Midway Park. Input from the public, such as an interest in more play space, an off-leash dog area, and bike parking, was used to create a site concept for future projects at Midway Park (Appendix A – Midway Park). Approximately 65 people in total participated in the in-person event and online questionnaire.

Des Moines Activity Center Open Houses

On September 8, 2021, City staff and the consultant team hosted two open houses at the Des Moines Activity Center. The first event was focused on senior services and was scheduled at the same time as senior lunch pickup. Seniors learned about the plan update and shared their feedback on senior services, their priorities, and their vision for parks. The second event was an evening open house for the general public. This event included a brief presentation on the plan update and several interactive boards to receive community input. Both events also provided an opportunity for community members to share feedback on initial concept ideas for Midway Park, based on the August 3rd Open House engagement. Approximately 30 people in total participated in the in-person events and online questionnaire.



July 24, 2021 Des Moines Farmer's Market



August 3, 2021 Midway Park Open House



September 8, 2021 Activity Center Open House

Kindergarten Class Visit

On May 27, 2021, City staff and the consultant team were invited to hear from about a dozen kindergarteners at Midway Elementary. The children shared their favorite activities in Des Moines' parks and their own park concept dioramas. The students were especially interested in play structures and spaces.

Email/Voicemail Comments

City staff received a total of 15 emails and one voicemail from the public regarding the *Parks, Recreation, and Senior Services Master Plan* update. One Des Moines community member and school counselor also independently engaged with over 300 students from Kindergarten to 8th grade to collect their input on parks and recreation in Des Moines. Findings were shared with City staff and are included in Appendix D.

Community Survey

A community survey was mailed to a random sample of Des Moines residents in summer 2021. The sampling method was selected to ensure that the survey results would be statistically valid and reflect the City's population. The survey packet included a cover letter, copy of the survey, and postage-paid return envelope. Households who received the survey also had the option to return the survey online. Email and text reminders were sent approximately ten days after surveys were mailed to encourage participation. The City received 410 responses from the survey. A full report of the results is included in Appendix E.

Stakeholder Interviews

Five stakeholder interviews were conducted over Zoom with representatives from a total of six local community organizations. These conversations helped to frame the needs of different communities in Des Moines, including seniors, youth, low-income communities, and immigrant and refugee communities. The consultant team discussed:

- Senior services and the needs of seniors with staff from the Des Moines Activity Center
- Strategies for safe and healthy parks and programming with Reach Out Des Moines
- Opportunities for gardening, urban farming, and food access with Highline College's Agriculture Program and Wakulima



May 27th, 2021 Midway Elementary Class Visit

- Recreation opportunities and challenges for students and families within Highline School District
- Equitable access to recreation and community resources with the Des Moines Area Food Bank

City Council Meetings

Staff and the consultant team engaged with City Council throughout the plan update process. This included presentations at the September 16, November 4, and December 2, 2021 City Council meetings. All meetings were open to the public for participation and comment.



Des Moines Beach Park

PARKS AND OPEN SPACE VISION

Our vision is for an active, engaged Des Moines community, where our parks, trails, open spaces, and programming are fun and accessible for all ages and abilities. Our parks system is well-connected and serves residents in all neighborhoods. As a community, we take care of our public spaces and keep them clean and safe. We protect the natural amenities that make Des Moines a beautiful place to live. There are a range of recreation options available, including sports facilities, places for gathering and passive recreation, and opportunities to connect with nature. There are exciting and engaging things to do in all seasons and weather. The City provides services that enhance community health, including opportunities to stay active, learn, access healthy food, and connect with others. Our seniors are supported and socially connected through a range of programs and resources. Youth have access to recreation facilities and programs that help them learn and thrive. City programming is low-cost or free and inclusive of all cultures and backgrounds. Finally, our community is actively engaged in future planning for the City's facilities and programs.

Community Profile

REGIONAL LOCATION

Des Moines is situated along the Puget Sound, midway between Seattle and Tacoma, Washington. Geographically, the City is long and narrow (6.3 miles long and 2.1 miles wide) and covers 4,340 acres. Des Moines extends from South 192nd Street to the north, SW 292nd Street to the south, I-5 to the east, and Puget Sound to the west. The City is divided into nine neighborhoods, each providing a mix of population, housing, commercial opportunities, and amenities.

Des Moines is served by several major transportation routes, including Interstate 5, Washington State Routes 509 and 516, and Highway 99. Sound Transit light rail currently serves the Angle Lake Station in nearby SeaTac, with construction underway to extend service south to South 272nd Street and the City of Federal Way by 2024. King County Metro also provides bus service in the city, connecting Des Moines with other cities in the region.

POPULATION CHARACTERISTICS

The City was incorporated on June 17, 1959 and is currently developed as a suburban residential community. Between the time of incorporation and year 2000, the City experienced significant growth that was primarily the result of annexations from King County. Since 2001, The City's population has seen growth of about 11%, substantially slower than King County's growth rate of 30% (according to the Washington State Office of Financial Management). As of 2021, the population of Des Moines is estimated to be 32,820 people, according to the Washington State Office of Financial Management. This *Master Plan* uses a forecasted population of 35,764 for the year 2027. This forecast is based on trends from the last five years, and the City's population growth targets contained within the *Comprehensive Plan*.

Figure 2: City of Des Moines and Neighborhood Planning Areas

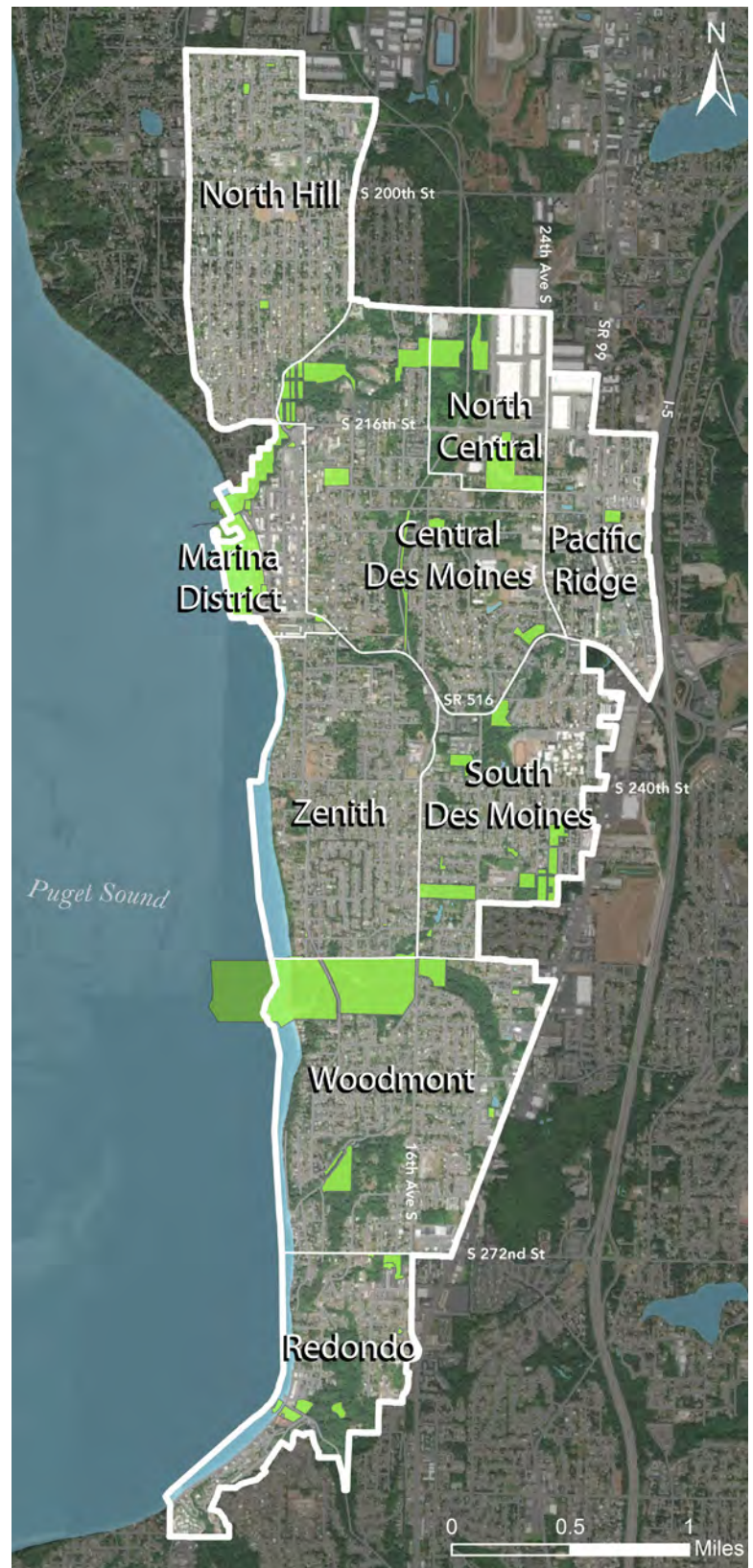


Table 1: Race and Ethnicity (as percentage of total population)

| | |
|---|-------|
| White alone | 49.4% |
| Asian alone | 12.7% |
| Black or African American alone | 12.2% |
| Native Hawaiian or Other Pacific Islander alone | 2.6% |
| American Indian and Alaska Native alone | 1.1% |
| Some other race alone | 10.3% |
| Two or more races | 11.5% |
| Hispanic or Latino | 17.7% |

Census 2020 (DEC Redistricting Data)

The City has a racially and ethnically diverse population, as shown in Table 2. As of 2020, about 51 percent of the population is non-white, according to Census 2020 data. Approximately 18 percent of the population identifies as Hispanic or Latino. As of 2019, an estimated 29 percent of the Des Moines population (5 years and older) speak a language other than English, with 13 percent of the population speaking English less than “very well”.

Table 2: Language
(as percentage of total population 5 years and over)

| | |
|-------------------------------------|-------|
| Speak a language other than English | 29.2% |
| Speak English less than “very well” | 13.4% |

American Community Survey 5-year estimates for 2019

Figure 3: Race

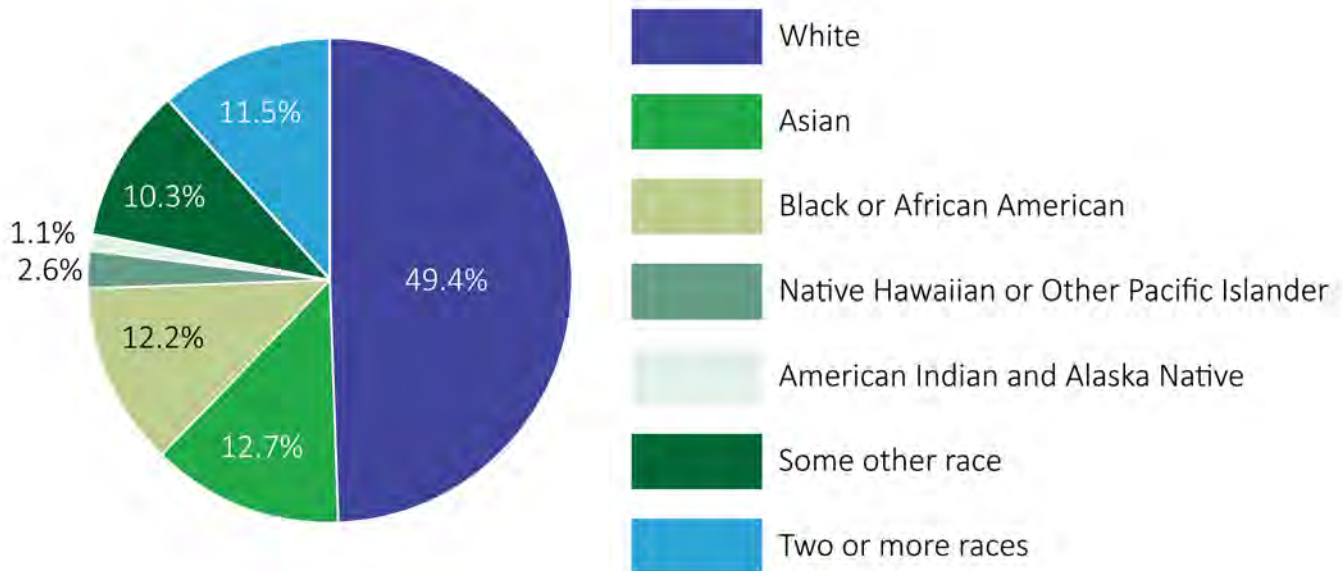


Figure 4: Hispanic and Latino Population

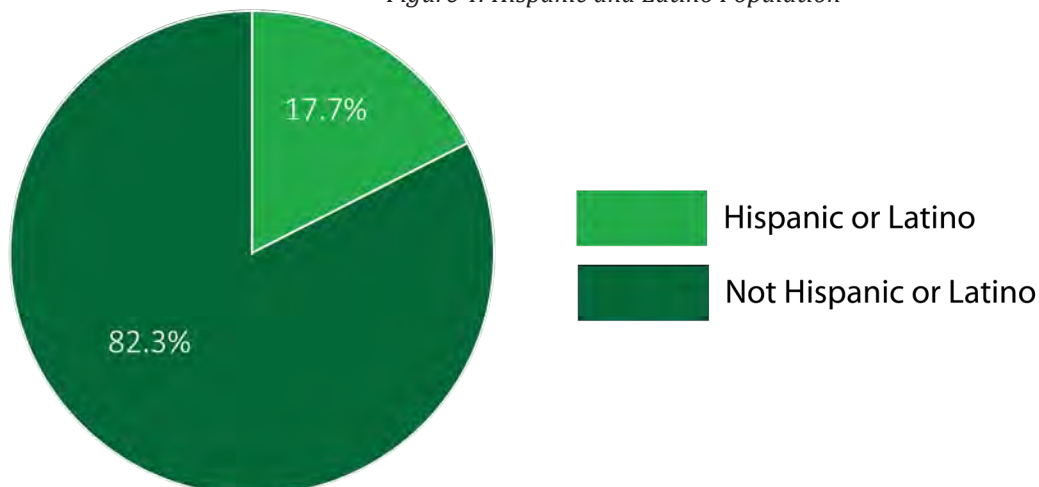


Table 3: Age (as percentage of total population)

| | |
|---------------------|-------|
| 19 and under | 22.8% |
| 20-44 | 34.0% |
| 45-64 | 26.4% |
| 65+ | 16.8% |

American Community Survey 5-year estimates for 2019

The age of our population has also changed over time, with the median age increasing from 38.3 to 40.5 between 2014 and 2019 (Table 3). Children and teens (19 and under) comprise approximately 22.8% of the total population, while seniors over 65 account for approximately 16.8%.

Figure 5: Age

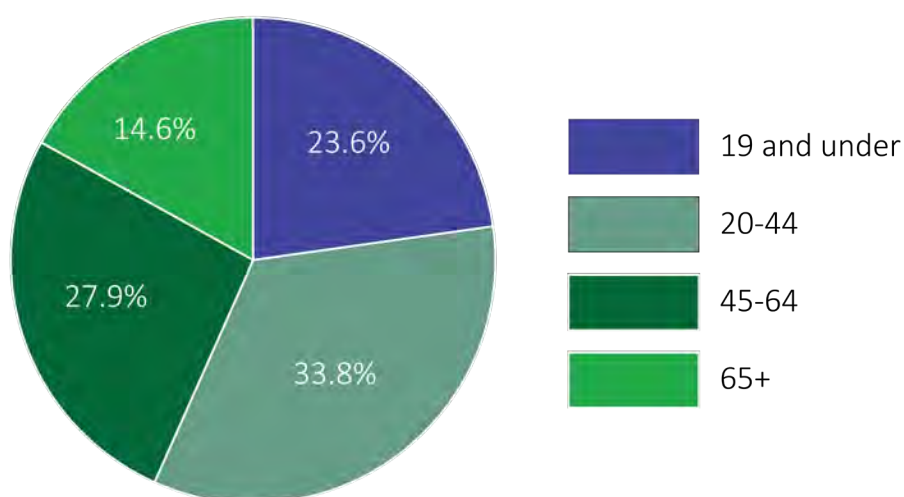


Table 4: Income

| | |
|---|----------|
| Median Income | \$70,222 |
| Percent population below the poverty level | 9.8% |
| Percent households receiving food stamps/ SNAP | 12.1% |

American Community Survey 5-year estimates for 2019

Income is also an important factor in creating an effective and equitable parks, recreation, and senior services system. The median household income in Des Moines, as of 2019, is \$70,222, increasing from \$63,811 in 2014 (2019 CPI adjusted dollars). Though median income has increased, 12 percent of the population is estimated to receive food stamps/SNAP and 10 percent are estimated to be living below the poverty level (Table 4).

Figure 6: Median Age by Census Tract (2015-2019 ACS Data)

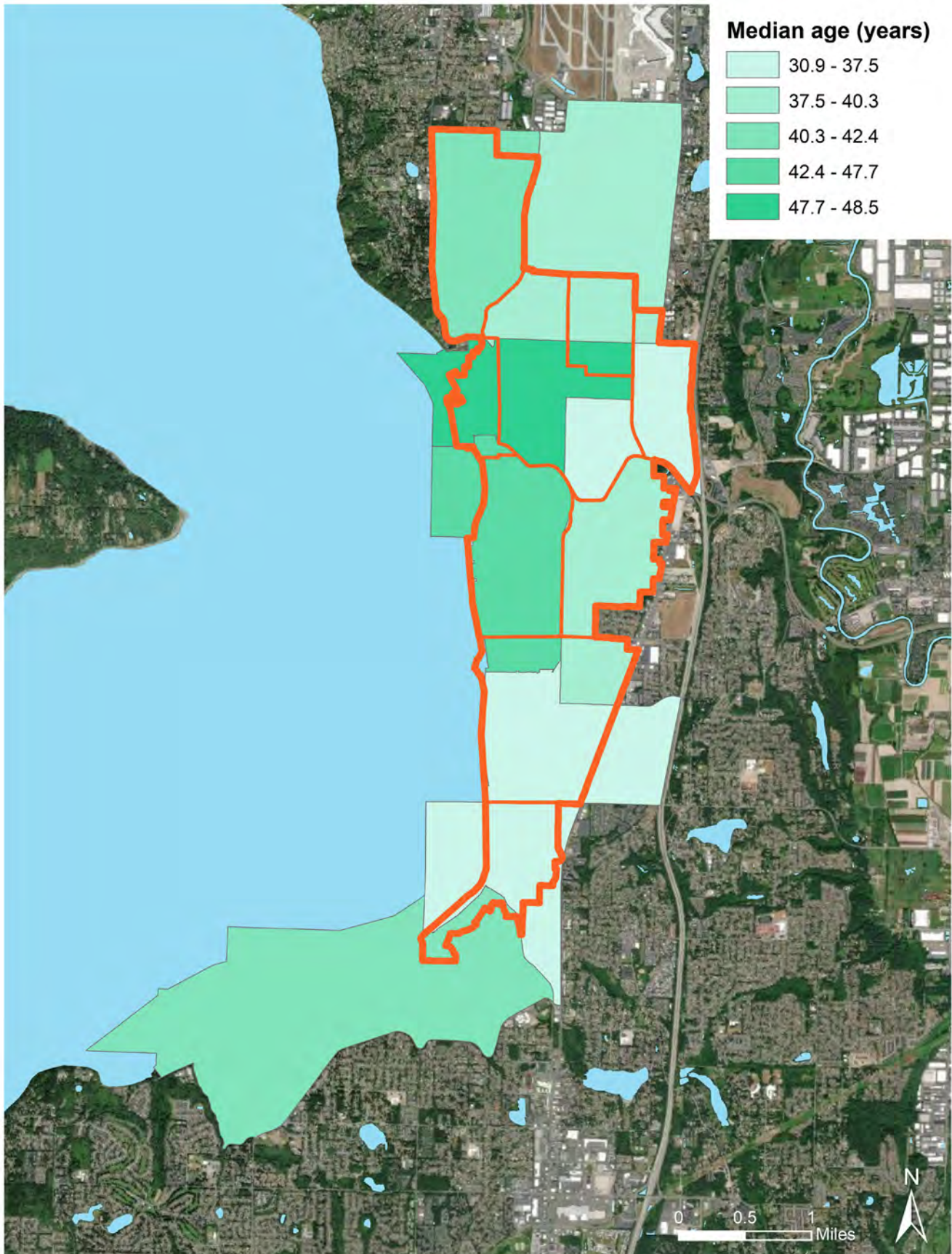


Figure 7: Median Income by Census Tract (2015-2019 ACS Data)

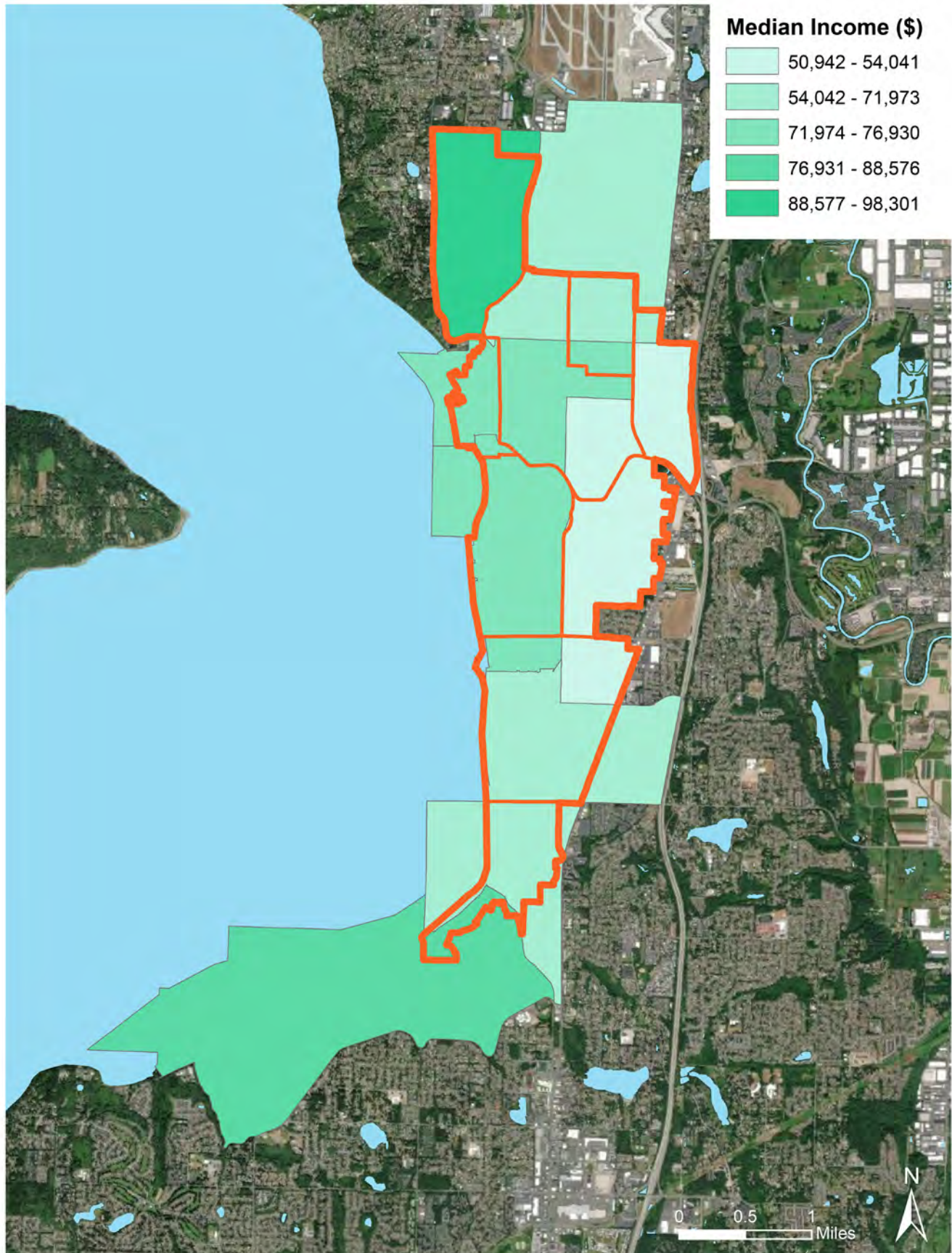


Figure 8: Percent Non-White by Census Tract (2015-2019 ACS Data)

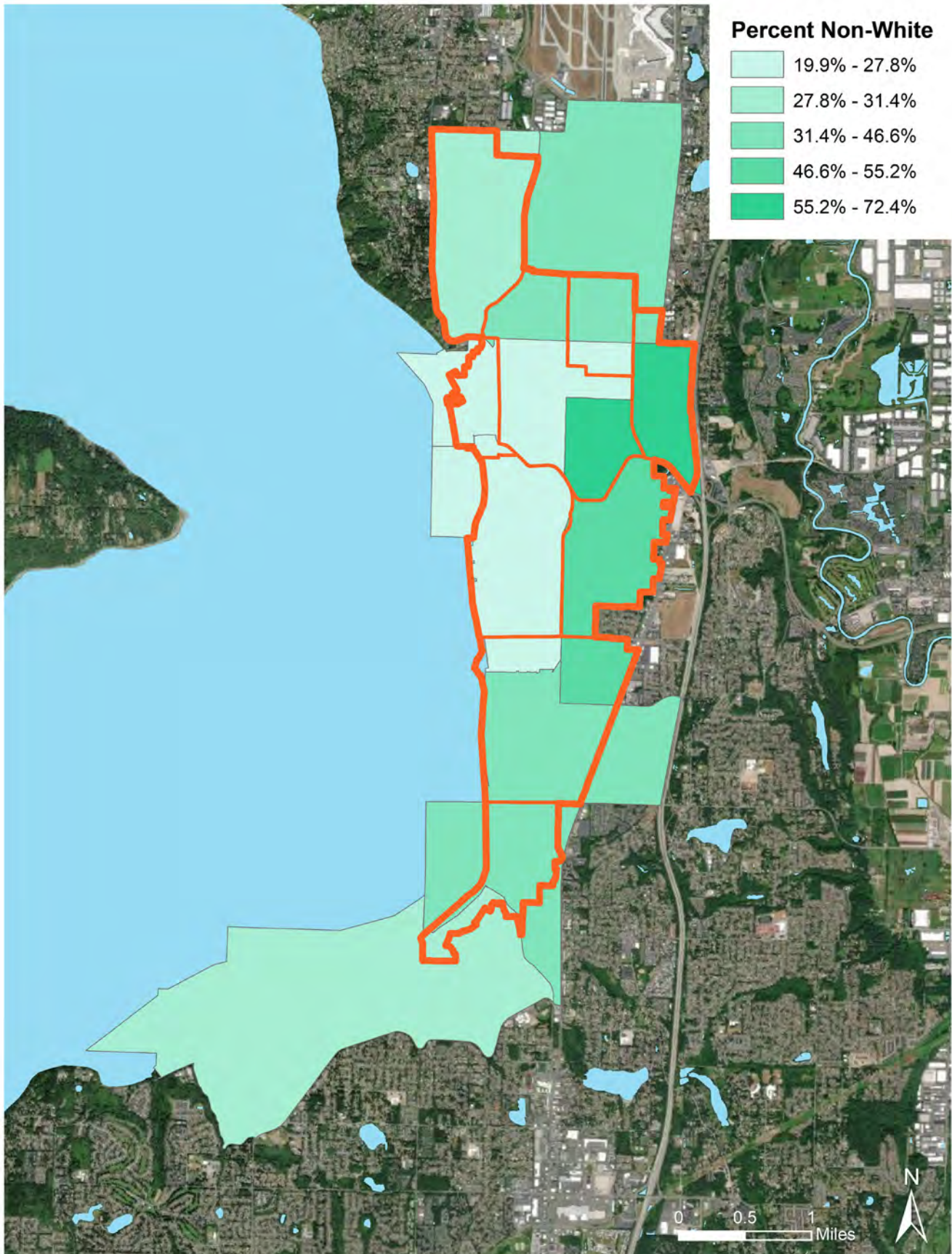
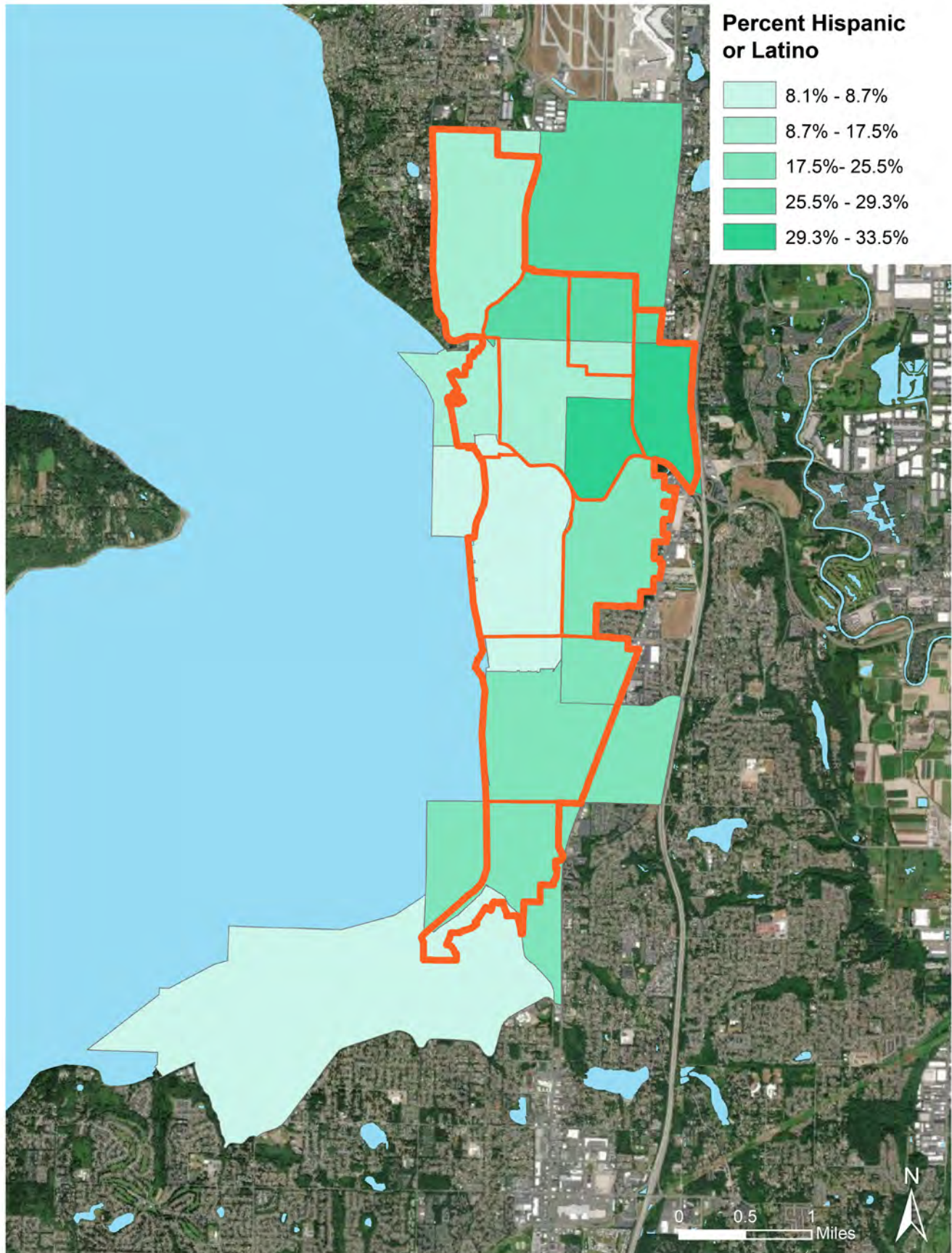


Figure 9: Hispanic and Latino Population by Census Tract (2015-2019 ACS Data)



NATURAL AND PHYSICAL FEATURES

Des Moines is rich in beauty and natural resources that include six miles of Puget Sound shoreline, hillsides and bluffs, urban forests, diverse streams and wetlands, open spaces, and spectacular views of the Olympic Mountains. The City is located within the Lower Puget Sound, Des Moines Creek, and Normandy Park drainage basins.

These natural features provide ecosystem services, animal and plant habitat, and ample opportunities for passive recreation, such as walking, birdwatching, and water-based recreation.



Des Moines Creek



A seal swims in the water by Redondo Fishing Pier



Existing Park and Open Space System

OVERVIEW

The existing parks and open space system in Des Moines includes a total of 43 spaces, serving a range of needs and purposes. From larger community parks, to waterfront parks, to mini-parks and undeveloped natural spaces, Des Moines has a variety of facilities.

As of 2021, City resources include 222 acres of land, including 162 acres of parks and 62 acres of undeveloped conservancy land. Appendix A includes maps and descriptions of each park. Saltwater State Park, a 137-acre state-owned facility, and several King County-owned open spaces are also in Des Moines.



Pickleball players at Field House Park

PARKS CLASSIFICATION

Parks and recreation facilities can be classified into a range of categories. The descriptions below are based on past standards from the National Recreation and Parks Association and have been adapted based on City of Des Moines context.

Mini Park

Mini parks provide space for parental supervised recreation of toddlers and young children within a neighborhood or as part of larger neighborhood or community parks and urban centers. They also serve City business districts and inner-city areas where a mix of commercial and recreation activity is desired.

Size: 0.5 to 1.5 acres

Service Area: ¼-mile radius

Possible Amenities: play areas, seating

Example: Cecil Powell Park



Cecil Powell Park



Water Tower Park

Neighborhood Park

Neighborhood parks provide space and recreation activities for the immediate neighborhood in which they are located. It is considered an extension of a neighborhood resident's "out-of-yard" and outdoor use area.

Size: Up to 10 acres

Service Area: ½-mile radius

Possible Amenities: parking, bike racks, restrooms, play area, benches, tables, sport facilities

Example: Water Tower Park



Field House Park

Community Park

Community parks provide space and recreation activities for the entire City or significant geographic segment of the City's population.

Size: Usually 15-25 acres

Service Area: 3- to 5-mile radius

Possible Amenities: parking, bike racks, restrooms, community/senior recreation building, park maintenance and equipment storage building, play area, picnic shelters, picnic tables, sport facilities

Example: Field House Park



Saltwater State Park

Regional Park

Regional parks are areas of natural or ornamental quality for outdoor recreation, such as picnicking, boating, fishing, swimming, camping, and trail uses.

Size: 90+ acres

Service Area: 1-hour driving time

Possible Amenities: parking, water access/boat launch, fishing piers, restroom, camping, trails, picnic areas

Example: Saltwater State Park



Field House Park

Special Use/Waterfront Park

Special use/waterfront parks are revenue-generating enterprises created to satisfy the demand for a particular sport, recreational, or event activity.

Size: Varies based on market needs

Service Area: 10- to 50-mile radius or greater

Possible Amenities: parking, performance areas, multi-use areas

Example: Des Moines Beach Park



Des Moines Creek Trail

Trails

Trails and pathways vary in purpose, design and use depending on the location of the trail and its linkage to other use areas or destinations. Typical users are pedestrians and bicyclists. Other users of trails or bike lanes and walkways, especially in urban areas, are commuters, in-line skaters, skateboarders, people in wheelchairs, and others who may have specialized trail or pathway needs. Trails may be soft-surface or paved.

Size: 4-foot to 12-foot wide for the trail, acreage of open space around the trail varies

Service Area: Varies

Possible Amenities: parking, benches, restrooms, pet/waste receptacles

Example: Des Moines Creek Trail



Sonju Park

Conservancy Open Space

Open space in a community is provided based on principles of resource preservation. The resource may be visual or interpretive, meaning that such lands preserve scenic sites, view corridors, and provide visual relief from urban development through natural terrain or vegetation. Such lands, or waterways, are or may become fish and wildlife habitat and are sometimes used for nature study and the interpretation of ecosystems.

Size: Varies

Service Area: Varies

Possible Amenities: Soft-surface trail, benches, garden

Example: Sonju Park

PARKS INVENTORY

There are a variety of types of parks in Des Moines, including mini parks, neighborhood parks, waterfront parks, community parks, regional parks, trail parks, and conservancy open spaces, as detailed in Table 5.

Table 5: Parks in Des Moines

| Park | Acreage | Type |
|------------------------------|---------|-------------------|
| Barnes Creek Trail | 4.8 | Trail |
| Bayview Estates | 0.7 | Open Space |
| Big Catch Plaza | 0.4 | Mini Park |
| Bluffs at Redondo | 0.3 | Open Space |
| Cameron's Crossing | 7.4 | Open Space |
| Cecil Powell Park | 0.2 | Mini Park |
| Cedarbrook Open Space | 3.9 | Open Space |
| Des Moines Activity Center | 4.1 | Community Park |
| Des Moines Beach Park | 21.9 | Waterfront |
| Des Moines Creek Trail | 45.1 | Trail |
| Des Moines Fishing Pier | 0.3 | Waterfront |
| Des Moines Marina | 40.9 | Regional Park |
| Des Moines Memorial Park | 0.2 | Mini Park |
| Des Moines Trace Open Space* | 0.7 | Open Space |
| Dr Shirley B Gordon Park | 0.9 | Neighborhood Park |
| Field House Park | 5.2 | Community Park |
| Graceview Park | 4.2 | Open Space |
| Havenwood Park | 0.7 | Neighborhood Park |
| Havenwood Wetlands | 2.9 | Open Space |
| Kiddie City Park | 4.0 | Neighborhood Park |
| Mary Gay Park | 1.8 | Neighborhood Park |
| Massey Creek ROW | 0.8 | Open Space |
| Mediterranean Heights | 0.3 | Open Space |
| Midway Park | 2.4 | Neighborhood Park |
| Overlook I | 0.1 | Mini Park |
| Overlook II | 0.2 | Mini Park |
| Parkdale | 0.4 | Open Space |
| Parkside | 4.0 | Neighborhood Park |
| Parkside Wetlands | 10.5 | Open Space |
| Redondo Beach Park | 3.2 | Waterfront |
| Redondo Hill Climb | 0.1 | Trail |
| S 239th St Beach Access | 0.1 | Waterfront |
| S 251st Park | 0.2 | Open Space |
| Saltwater State Park* | 137.1 | Regional Park |
| Sola Wetlands | 1.7 | Open Space |
| Sonju Park | 9.3 | Open Space |
| Sound View Park (Van Gasken) | 0.8 | Mini Park |
| South Marina Park | 0.7 | Mini Park |

| Park | Acreage | Type |
|---|---------|-------------------|
| Steven J Underwood Memorial Park | 16.8 | Community Park |
| Sunset Gardens | 0.4 | Open Space |
| Unnamed Open Space 1 | 9.5 | Open Space |
| Unnamed Open Space 2* | 0.8 | Open Space |
| Water Tower Park | 1.0 | Neighborhood Park |
| Westwood Park | 0.4 | Neighborhood Park |
| Woodmont Park | 9.7 | Open Space |
| Wooton Park | 2.1 | Neighborhood Park |

*Facilities managed by other agencies

A review of the parks system indicates that many facilities are aging, and some park assets have been removed or are in need of repair for safety and long-term durability. The lack of adequate public transportation and fees associated with recreation and senior services programming may also make program and facility access more difficult for the most vulnerable low-income citizens. An in-depth analysis of issues and needs is provided in Chapter 6.

Walking and cycling are popular recreation activities in the City of Des Moines and the surrounding region. Existing and proposed trail systems will link to surface streets, sidewalks, and bike lanes and connect city neighborhoods, recreational resources, schools, and business districts to sub-regional trails, recreation facilities, and multi-modal transportation. Further detail on the planned bicycle and pedestrian network can be found in the *Des Moines 2035 Comprehensive Plan*, Chapter 3 – Transportation Element.

Table 6: Trails in Des Moines

| Trail | Trail Length (miles) | Type |
|-------------------------------|----------------------|--------------|
| Barnes Creek Trail | 0.90 | Soft Surface |
| Barnes Creek Trail | 0.45 | Paved |
| Des Moines Creek Trail | 0.78 | Paved |
| Des Moines Creek Trail | 1.96 | Soft Surface |
| Redondo Boardwalk | 0.65 | Boardwalk |
| Redondo Hill Climb | 0.07 | Soft Surface |
| Total | 4.81 | |

PARKS AND FACILITIES NOT OWNED BY DES MOINES

Though the City is the primary provider of parks and other recreation facilities, there are also school, state, county, and private resources available to Des Moines residents.

Highline School District, Highline College, and Mount Rainier Pool

Several public schools in the City of Des Moines serve as recreation resources for the residents of the community (Table 7). School tracks, sport courts, and soccer/baseball fields were improved through joint ventures between the City, the District, and the State.

School buildings are used for organized before-school and after-school recreation programs, sports leagues, and various recreation activities primarily identified for youth. School sites with amenities such as tracks and play equipment also provide neighborhood recreation opportunities for Des Moines residents during non-school use hours. The Highline College campus also has a range of sports facilities that are generally open to the public, including tennis courts, a softball diamond, soccer fields, track, and a recreation center.

The Des Moines Pool Metropolitan Park District is funded by a levy of an annual tax on all taxable property within the District's geographical boundaries, which coincide with the city limits of the City of Des Moines. The District, in partnership with Highline School District, provides Des Moines residents low-cost access to the Mount Rainier Pool, located at Mount Rainier High School.

Figure 10: Parks in Des Moines



Figure 11: Parks by Type

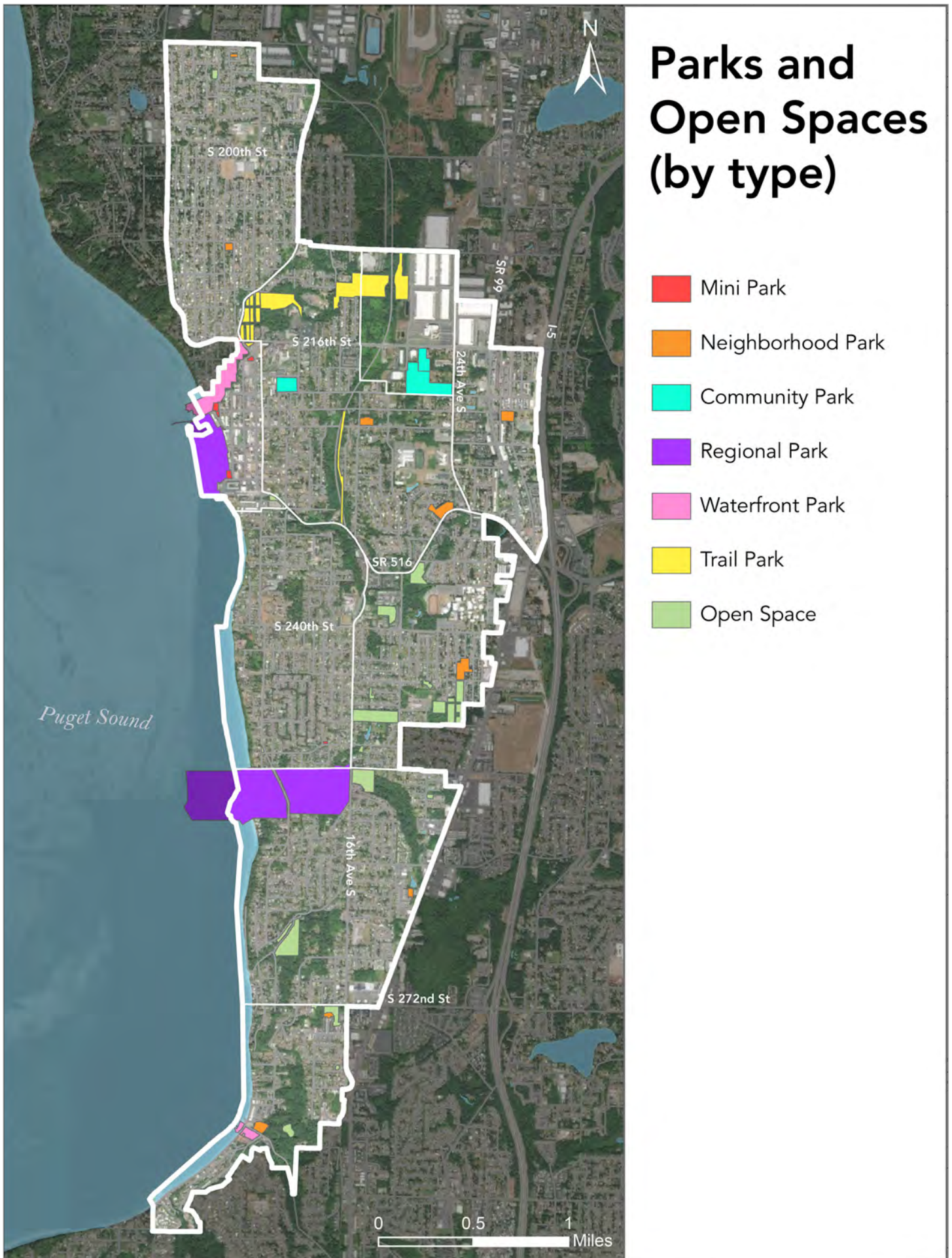


Figure 12: Existing Bicycle and Pedestrian Facilities



Table 7: Public Schools and College Facilities in Des Moines

| | |
|--|--|
| HSD Interim Site | Softball diamond, soccer field, parking, track |
| Des Moines Elementary School | Play structure, basketball court, soccer field, parking, walking paths |
| Highline CC | Tennis courts, softball diamond, soccer field, parking, track, walking paths, recreation center |
| North Hill Elementary School | Play structures, basketball court, parking, multi-purpose fields, community center, walking path |
| Parkside Elementary School | Play structure, basketball court, softball diamond, parking, multi-purpose field, walking paths, community center |
| Woodmont K-8 | Basketball court, parking, multi-purpose fields, track |
| MaST Center Highline College | Nature center |
| Mt Rainier, Pacific Middle, and Midway Elementary | Play structures, basketball court, tennis courts, baseball and softball diamonds, football field, parking, multi-purpose field, track, walking paths, Mt. Rainier Pool, community center |

State and County Facilities

Saltwater State Park is a 137-acre regional park located on Puget Sound. Des Moines does not have management authority over this park. Saltwater State Park is owned and maintained by the State. Although this is a popular regional facility, Saltwater State Park is not easily accessible by public transit.

Parking at Saltwater State Park requires payment in the form of a daily pass or a Discover Pass. While Washington State parks occasionally has “Discover Pass free days,” the requirement for a paid parking pass may make Saltwater State Park inaccessible to many Des Moines residents.

Two undeveloped open space properties in Des Moines are owned by King County.

Private Facilities

In addition to City, school district, and State recreation resources, privately operated recreation facilities are available to Des Moines citizens through membership or ownership. Many of these are fee-based and therefore not accessible to all residents.

Private facilities in Des Moines include:

- Des Moines Yacht Club
- Huntington Park
- Judson Park Retirement Community
- North Hill Community Club
- Oddfellows Hall
- Wesley Retirement Community
- Woodmont Beach Club
- Saint Philomena School
- Holy Trinity Lutheran School

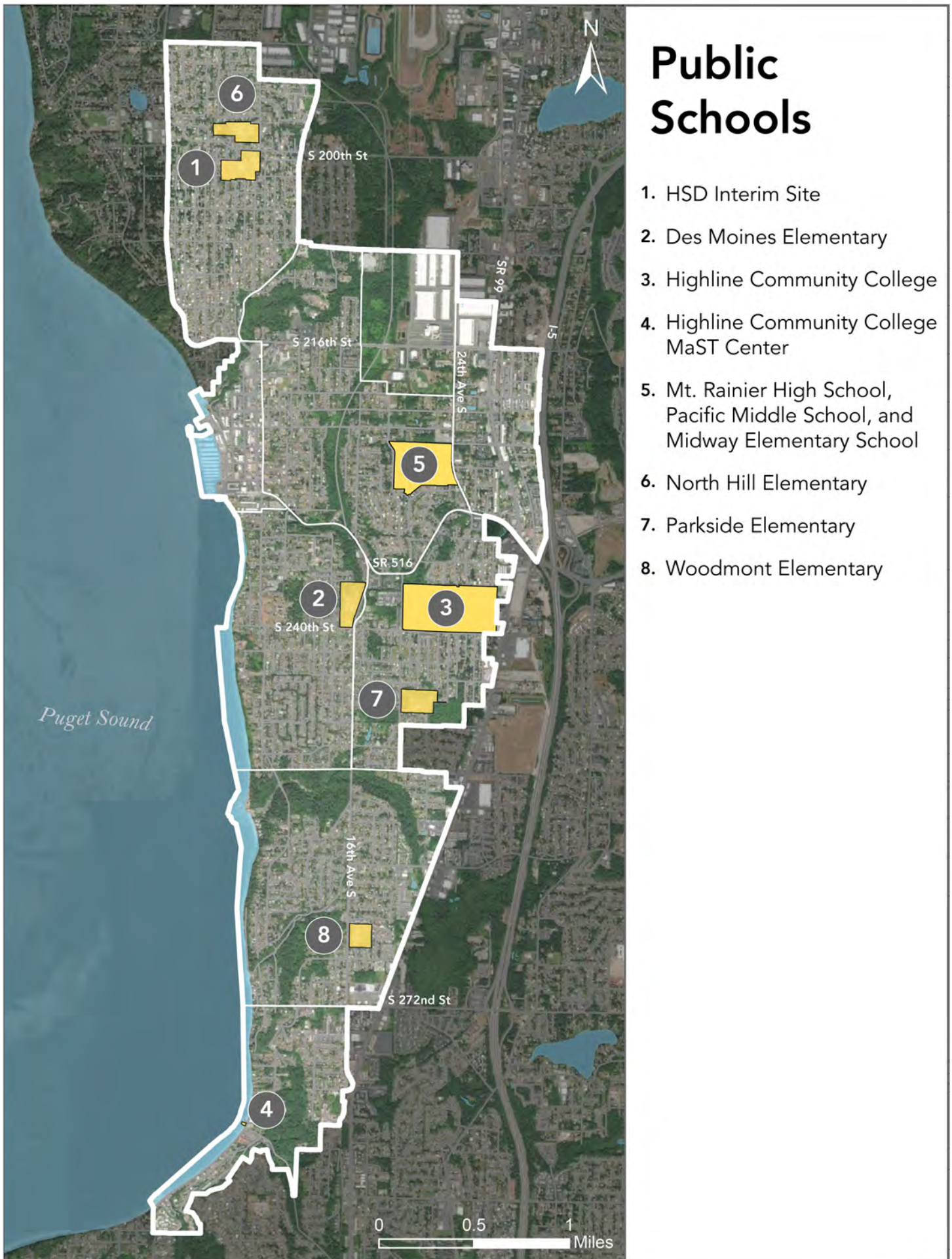
Table 8: State Parks

| | |
|-----------------------------|---|
| Saltwater State Park | Walking trails, water access, restroom, parking |
|-----------------------------|---|

Table 9: County Facilities

| | |
|-----------------------------|------------------------|
| Unnamed Open Space 2 | Undeveloped open space |
| Des Moines Trace | Undeveloped open space |

Figure 13: Public Schools in Des Moines



This page intentionally blank

4

Recreation Programs

OVERVIEW

The Des Moines Parks, Recreation, and Senior Services Department is the primary recreation service provider for the City. The programs, activities, and services are advertised and offered quarterly and administered by Department staff, contracted services, and volunteer organizations. Department of Parks, Recreation, and Senior Services staff collaborate with citizens, advisory committees, other City departments, nearby cities, school districts, and other community and private non-profit organizations to plan and administer the Department's programs and services.

The City offers a broad range of programming for all ages, including youth and adult sports leagues, youth sports camps, summer camps, after-school childcare, senior activities, and a variety of classes and other events (Table 10). Though many of these in-person programs were put on hold in 2020 and 2021 due to the COVID-19 pandemic, the City has begun to resume in-person programming as public health guidelines allow. During the height of the pandemic, parks and recreation offerings included virtual events, such as virtual summer camp and contests, and drive-through events, such as a drive-in movie night and holiday celebrations for Halloween and Easter.



Youth programs at the Field House

The City's after-school programming, summer camp, sports, senior fitness, and dog obedience classes are especially popular, and tend to fill up. In general, City staff have identified the lack of sports facility space as a challenge for programming, though partnerships with the Highline School District help to meet this need.



Youth drawing at a City program

Table 10: Recreation Programming

| Dates | Program Name | Location |
|-------------------------|---|--------------------------------------|
| January | Rams Hardwood Winter Basketball Camp | Mount Rainier High School |
| January-June | South Elite Ninja Flips and Kicks | South Elite Cheer Facility |
| January-June | South Elite Princess Training | South Elite Cheer Facility |
| February-September | ABC Boating | Des Moines Public Works Building |
| March-May | Soccer - Spring | Des Moines Field House Fields |
| April (Easter Sunday) | Eggstravaganza | Des Moines Beach Park |
| April-June | Softball - Coed | Steven J Underwood Memorial Park |
| April-June | Softball - Men's | Steven J Underwood Memorial Park |
| April-November | Basketball Training Clinic | Des Moines Field House |
| May, August | Mini Kickers | Des Moines Field House Fields |
| June-August | Camp KHAOS - K, H, A, O | Des Moines Field House |
| June-August | Camp KHAOS - K2 | Des Moines Field House |
| June-August | Tee-Ball/Coach Pitch | Des Moines Field House Fields |
| June-August | 1-on-1 Baseball Instruction | Steven J Underwood Memorial Park |
| June-August | Baseball Camp | Steven J Underwood Memorial Park |
| June-August | South Elite Cheer | South Elite Cheer Facility |
| June-August | Swim Lessons (with Camp KHAOS) | Mount Rainier Pool |
| July-August | Skyhawks - Cheer | Des Moines Field House Fields |
| July-August | UK Soccer | Des Moines Field House Fields |
| July-August | Youth Sailing | Des Moines Marina |
| August | Skyhawks - Mini Hawk Basketball, Soccer, Baseball | Des Moines Field House Fields |
| August | Skyhawks - Tennis | Des Moines Field House Tennis Courts |
| August-October | Soccer - Fall | Des Moines Field House Fields |
| September-June | Club KHAOS | Des Moines Field House |
| September-June | Teen Dances | Des Moines Field House |
| September-June | Youth Council | Des Moines Field House |
| October | Parent's Night Out | Des Moines Field House |
| October (Halloween Day) | Halloween Carnival | Des Moines Field House |
| November | Preseason Hoop Camp | Des Moines Field House |
| December | Breakfast with Santa | Des Moines Activity Center |
| December | Bonfire for Argosy Christmas Ship Event | Redondo Beach |

| Dates | Program Name | Location |
|----------------|--------------------------|--------------------------------------|
| December | Holiday Drop & Shop | Des Moines Field House |
| December-March | Basketball | Des Moines Field House, area schools |
| Year-round | Enhance Fitness | Des Moines Field House Fields |
| Year-round | Better Babysitting Class | Des Moines Police Station |
| Year-round | Dog Obedience | Des Moines Field House |
| Year-round | Indoor Tot Time | Des Moines Field House |

VOLUNTEER PROGRAM

The Department of Parks, Recreation, and Senior Services also offers multiple opportunities for residents to get engaged in their community and volunteer their time. Prospective volunteers apply online and are provided with opportunities in their area of interest.

Work Parties

Community groups, businesses, scouts, and other volunteers can sign up for work parties to help clean Des Moines parks and remove invasive plants. The City sometimes works with partners to run different events. Des Moines enjoys a partnership with Forterra, who supports a Green Cities initiative, works with the City as part of the Green Des Moines Partnership, and organizes Green Day Des Moines.

Seniors & Des Moines Activity Center

Volunteers can support senior services as field trip drivers or by assisting with events and activities.



Volunteers working at Sonju Park

Youth Sports Coaching

The City's youth sports programs provide opportunities for residents to serve as coaches.

Sonju Community Orchard & Garden

Friends of Sonju Park coordinates volunteers to help with work parties and harvest produce donations for the food bank.

Additional opportunities include:

Des Moines Arts Commission

Volunteers can serve as Arts Commissioners or help with local arts events.

Human Services Advisory Board

Volunteers advise the City Council as to human services needs and funding.

Senior Services Advisory Commission

Volunteers advise the City Council on policy and budgetary subjects related to senior services.

Friends of Des Moines Creek

Volunteers help remove invasive weeds, replant native plants, and maintain the area around Des Moines Creek.

King County Beach Naturalist Program

Volunteer naturalists help community members learn about Puget Sound beaches.

Though COVID-19 has led to reduced interest in volunteering, the City anticipates engagement to grow when youth sports programs resume and the Des Moines Activity Center reopens.

FACILITY RENTALS

The City of Des Moines also owns several facilities that can be rented for events (Table 11). Facilities include:

- **Beach Park Event Center** – Auditorium, Dining Hall, Founders Lodge, Promontory, Picnic Shelter, and Meadow
- **Des Moines Field House and Picnic Shelter**
- **Des Moines Field House sports fields**
- **Des Moines Activity Center**
- **Des Moines Marina north parking lot**
- **Steven J Underwood Memorial Park fields**
- **Wooton Park Gazebo**



Des Moines Field House



Field House Sports Fields

Table 11: Facility Rental Data

| | 2016 | 2017 | 2018 | 2019 | 2020 |
|---|-------|--------|--------|--------|-------|
| Number of recreation participants | 7,069 | 11,011 | 11,841 | 12,705 | 1,258 |
| # of facility rentals - Activity Center | 12 | 31 | 11 | 17 | 3 |
| # of facility rentals - Field House | 16 | 46 | 14 | 38 | - |
| # of facility rentals - Beach Park | 192 | 181 | 180 | 141 | 20 |
| # of facility rentals - Wooton Park | - | 11 | 5 | 14 | - |
| # of rentals - North Marina Lot | - | - | - | 1 | 11 |
| # of rentals - Fields | - | - | - | 51 | - |
| # of rentals - Promontory | - | - | - | 2 | 1 |
| Hours of facility rentals - Activity Center | 75 | 150 | 72 | 175 | 27 |
| Hours of facility rentals - Field House | 117 | 159 | 134 | 303 | - |
| Hours of facility rentals - Beach Park | 1,191 | 1,136 | 965 | 2,298 | 140 |
| Hours of facility rentals - Wooton Park | - | 128 | 42 | 137 | - |
| Hours of parking lot rental - North Marina Lot | - | - | - | 8 | 946 |
| Hours of field rentals | - | - | - | 1,077 | - |
| Hours of Promontory rentals | - | - | - | 35 | 28 |

**Due to the COVID-19 pandemic, rentals decreased substantially in 2020*

NON-CITY SERVICE PROVIDERS

There are other public, private, and non-profit organizations that provide services in South King County. Many of these recreation providers do not provide services within Des Moines and there are a limited number of recreation service providers that have their own recreation facilities in Des Moines. The majority of private organizations depend upon public facilities such as parks, schools, or other publicly owned assets in order to facilitate their recreation programs or services.

Non-City providers include:

- YMCA
- Cultural & Historical Associations
- League Sports Clubs
- Private/Commercial Recreation
- Boys & Girls Clubs
- Special Events/Festivals
- 4-H & FFA
- Yacht Clubs
- Performing & Fine Arts Clubs
- Health Clubs
- Campfire & Scouts
- Waterfront Sports Clubs
- Swim Clubs
- Biking & Hiking Clubs
- Garden Clubs
- Nature Study Groups
- Social Clubs
- Churches
- Tennis Clubs
- Civic Clubs
- Business Associations

This page intentionally blank

Senior Services

OVERVIEW

The Des Moines, Parks, Recreation, and Senior Services Department is the primary service provider for senior programming in Des Moines and Normandy Park. The City offers a range of seasonal and year-round activities specifically for seniors in our community, with an emphasis on affordability and accessibility (Table 12). The Center partners with a number of organizations to offer programming and services. Since the 2016 plan, a partnership with Wesley, a nearby retirement community, has offered additional programming, supplemental staffing, and food services when needed.

Programs include regular game and movie gatherings, educational workshops, fitness and dance classes, Meals on Wheels, and day trips. Des Moines Activity Center also hosts a daily lunch for seniors every Monday – Thursday, in partnership with Catholic Health Services and SeaMar Community Health Centers. New King County grant funding has created the African Diaspora Hub in partnership with the Central Area Senior Center, including cultural outreach, education, and extending African-inspired lunches to some Fridays. The Hub will continue to increase services aimed at increasing the diversity of population served in the coming years. Free legal consultation and social work support are also available on a weekly basis, and a Medical Lending Closet provides seniors with medical equipment, such as wheelchairs, for short term-use. A new partnership provides senior mobile medical outreach at the Center. The Des Moines Activity Center, in partnership with Sound Generations, also provides a transportation shuttle and volunteer transportation

for seniors to get to medical appointments, grocery shopping, and other errands.

Though most in-person senior services were suspended in 2020 and 2021 due to the COVID-19 pandemic, several programs were reformatted to continue meeting the needs of Des Moines seniors, including hot lunch take-out, vouchers, deliveries, and virtual programming. As of September 2021, the Activity Center has reopened to small, appointment-based programs, such as card games, social work consultations, and Medicaid support. The Activity Center will continue to increase programming as pandemic conditions allow.

The most popular programs, pre-COVID-19 pandemic, include the lunch program, bridge and other games, and day trips. Most programs generally have seen good attendance and interest from Des Moines seniors. However, City staff have identified a few key challenges.

As the population has aged, senior programming attendance has started to decline and plans are being made to bring in the next generation of seniors and create programming that appeals to this demographic. The location of the Des Moines Activity Center has also proven to be somewhat of an obstacle; its location is not highly visible or central to the City of Des Moines. Another challenge has been in finding capacity for external community outreach and engagement. Finally, having learned from the impacts of the COVID-19 pandemic, more educational programming around technology is planned, so that seniors can stay socially connected and access the services they need.



2021 Senior Services Event

Table 12: Senior Programming

| Dates | Program Name | Location |
|-----------------|---|---|
| March | Working for Wellness | Activity Center |
| March-April | Tai Chi | Normandy Park City Hall Recreation Center |
| March-August | Day Trips | Various Locations |
| March-August | Yoga | Activity Center |
| March-May | Out to Lunch | Various Locations |
| March-May | Computer Lab | Activity Center |
| March-May | Basic Smart Phone Settings | Activity Center |
| March-May | Dance for Parkinson's | Activity Center |
| March-May | Sunday Dances | Activity Center |
| March-June | Instructor-Led Computer Lab | Activity Center |
| April-May | Horticulture Outings | Various Locations |
| April-May | Basic App Skills | Activity Center |
| April-June | Golf Outings | Various Locations |
| Year-round | Wii Games & Sports | Activity Center |
| Year-round | Foot Care | Activity Center |
| Year-round | Hand & Foot Cards | Activity Center |
| Year-round | Mexican Train Dominoes | Activity Center |
| Year-round | Arts & Crafts | Activity Center |
| Year-round | American Mahjong | Activity Center |
| Year-round | Duplicate Bridge | Activity Center |
| Year-round | Monthly Movie | Activity Center |
| Year-round | Beginner Smart Phone Workshops | Activity Center |
| Year-round | Lunch at Des Moines Activity Center | Activity Center |
| Year-round | Sunday Walks | Various Locations |
| Year-round | Support Group | Activity Center |
| Year-round | Medical Lending Closet | Activity Center |
| Year-round | Enhance Fitness | Des Moines Field House Fields |
| Year-round | Statewide Health Insurance Benefits Advisors Services (SHIBA) | Activity Center |
| Year-round | On-site Social Worker | Activity Center |
| Year-round | Legal Services | Activity Center |
| Year-round | Bingo | Activity Center |
| Year-round | Easy Does It Fitness | Activity Center |
| One Time a Year | Shredding Event | Various Locations |



Needs Assessment and Recommendations

INTRODUCTION

To determine the needs for parks, recreation, and senior services in Des Moines, an in-depth analysis of existing conditions was completed. This analysis included several parts: 1) A Level-of-Service analysis to understand existing resources and gaps, 2) a community survey of Des Moines residents to collect resident input on their parks system, and 3) community engagement via Farmer's Market booths, open houses, email feedback, a kindergarten class visit, and stakeholder interviews. This analysis helps the City understand current conditions and plan for improvements and land acquisitions in the future.

LEVEL-OF-SERVICE ANALYSIS

A parks level-of-service analysis helps to determine if there is adequate parkland for the residents of Des Moines. In this plan, there are several factors included in level-of-service.

First, the plan considers acreage of parks per 1,000 residents. This plan establishes the level-of-service standard of 6.5 acres per 1,000 as the ratio of parkland to population. Within this ratio, some park classifications, such as community parks, also have a standard.

Second, Des Moines' system of parks and facilities was compared to cities of a similar size by using the 2021 NRPA Performance Review prepared by the National Recreation and Parks Association. This document replaces traditional level-of-service metrics with figures that are based on the median, lower quartile, and upper quartile of performance from similar sized communities. For the purposes of our comparison, Des Moines was compared to communities with populations ranging from 20,000 to 49,999.



Midway Park

Traditional Level-of-Service Metrics

The City's 43 parks and open spaces total approximately 222 acres. With a 2021 population estimate of 32,820, the City's level-of-service is 6.8 acres/1,000 people. This level-of-service exceeds the City's established standard of 6.5 acres/1,000 people. However, the City would need to acquire 10.8 more acres of parkland to meet this standard for the projected 2027 population.

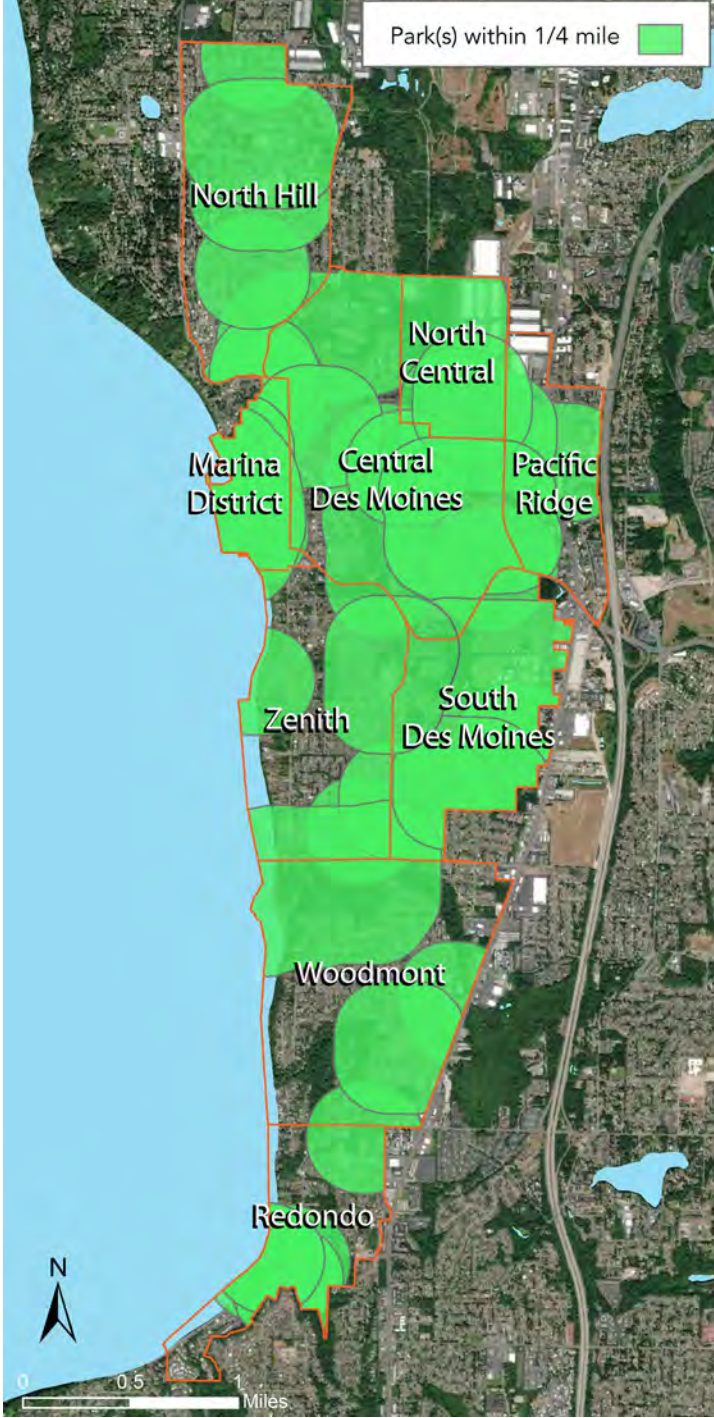
Though the City is meeting its overall level-of-service standard, there is a clear need for more community parks, neighborhood parks, and trails. This plan sets a standard of 3.5 acres of community parks per 1,000 residents, but the City only has 0.8 acres per 1,000 residents. This plan also sets a standard of 2.5 acres of neighborhood parks per 1,000 residents, but currently the City has 0.5 acres per 1,000 residents. Finally, Des Moines aims to provide 0.50 miles of trails for every 1,000 residents and currently has only 0.2 miles per 1,000 residents. Unless the City acquires more park space, these levels of service will decline as the population grows.

In the past six years, the population has grown by an estimated 2,250 people. Acquisitions at Midway Park, Mary Gay Park, and Sound View Park (Van Gasken) add up to 3.26 acres (1.45 new acres per 1,000 new residents). Acreage comparisons to the 2016 plan would suggest a larger increase in park land between 2016 and 2021. However, much of this increase is attributed to mapping changes. Parks acquisition is not keeping pace with the rate of population growth and if growth trends continue, the level-of-service will decrease over time. However, for built-out urban

communities like Des Moines, it is common for parks expenditures to focus on capital improvements as opposed to park acquisition.

Equitable access to parks is an issue in Des Moines. The city-wide acreage is not representative of daily access to parks for all residents. Some residents do not have a park within a ¼-mile walk from home (Figure 14). Total acreage also does not account for park quality, and community outreach has suggested a need for more investment in lower-income areas of the city.

Figure 14: Access to Parks and Public Schools



Note: public schools included, undeveloped open spaces not included

Figure 15: King County 2018 Equity Score

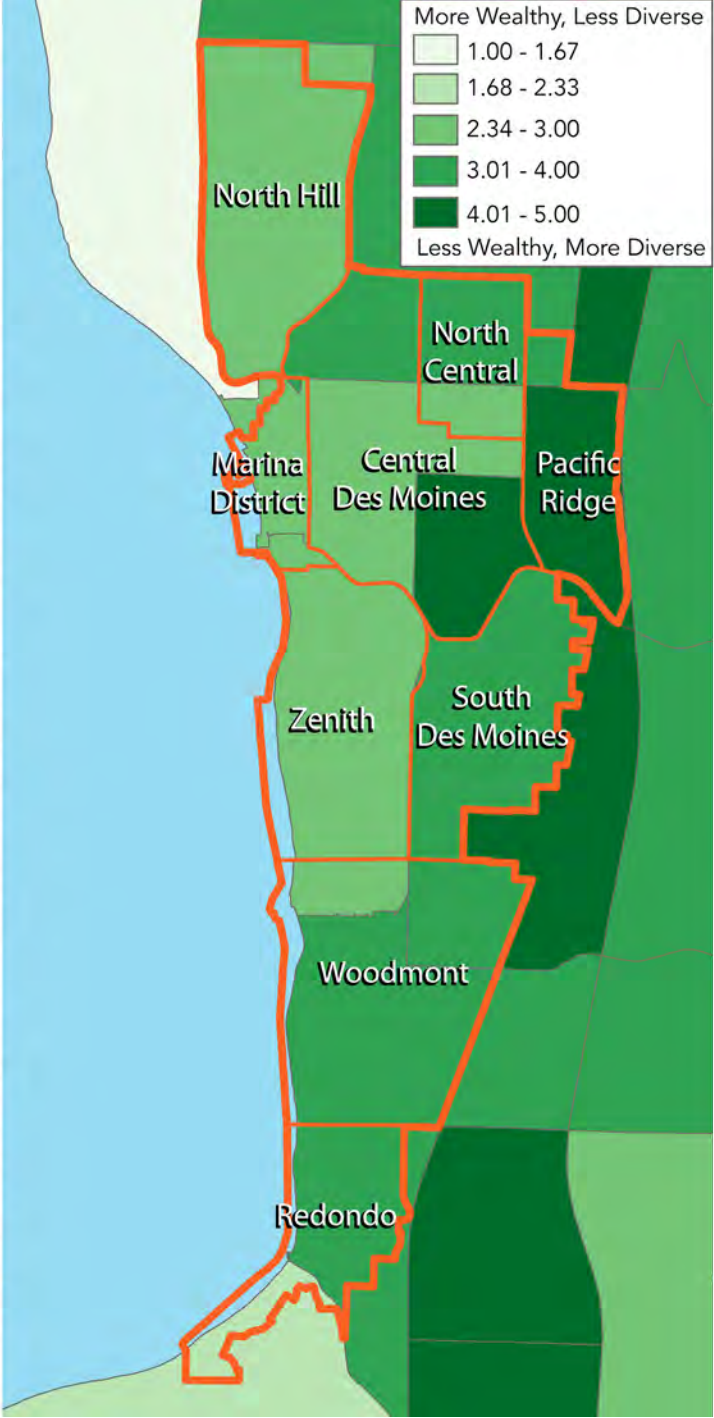


Table 13: Parks Acreage

| Facility Type | Mini Parks (acres) | Regional Parks (acres) | Community Parks (acres) | Special Use/ Waterfront Parks (acres) | Neighborhood Parks (acres) | Passive Open Space (acres) | Linear Parks & Trails (acres) | Total Parkland (acres) | Trails (miles) |
|--|--------------------|------------------------|-------------------------|---------------------------------------|----------------------------|----------------------------|-------------------------------|------------------------|----------------|
| Inventory | | | | | | | | | |
| Current City Park Inventory (City-owned Properties Only) | 2.50 | 40.90 | 26.08 | 25.46 | 17.15 | 62.16 | 49.97 | 221.71 | 4.81 |
| Park Inventory all parks within City (e.g., county or state parks within city limits) | 2.50 | 177.98 | 26.08 | 25.46 | 17.15 | 63.62 | 49.97 | 362.76 | 4.81 |
| Current Level-of-Service | | | | | | | | | |
| Adopted LOS Standard (per 1,000 residents) | N/A | N/A | 3.50 | N/A | 2.50 | N/A | N/A | 6.50 | 0.50 |
| Current City Park Acreage or Trail Distance Provided (per 1,000 residents) | 0.08 | 1.25 | 0.79 | 0.78 | 0.52 | 1.90 | 1.52 | 6.76 | 0.15 |
| Current Abundance or Need (acres/miles) in City | N/A | N/A | -88.79 | N/A | -64.90 | N/A | N/A | 8.38 | -11.60 |
| 2027 Projected Level-of-Service | | | | | | | | | |
| Projected Park and Open Space Acreage Provided (per 1,000 residents) in 2027 | 0.07 | 1.14 | 0.73 | 0.71 | 0.48 | 1.74 | 1.40 | 6.20 | 0.13 |
| Projected Abundance or Need (acres/miles) in 2027 | N/A | N/A | -99.10 | N/A | -72.26 | N/A | N/A | -10.75 | -13.08 |

Comparison to Similar-Size Jurisdictions

As compared to jurisdictions of a similar size (cities and counties in the 20,000-49,999-population range), Des Moines' performance is also mixed. On the positive side, the number of residents per park is much lower than the median. However, acreage of parks per 1,000 residents is also lower than the median. The City also provides less mileage of trail than similarly sized jurisdictions.

Table 14: NRPA Comparison - Parks and Trails

| | City of Des Moines | NRPA 2021 | | |
|---|--------------------|----------------|--------|----------------|
| | | Lower Quartile | Median | Upper Quartile |
| Residents per Park (43 parks) | 763 | 1,207 | 1,900 | 3,083 |
| Acres of Active Parkland per 1,000 Residents | 6.76 | 5.6 | 9.8 | 15.7 |
| Miles of Trail | 4.8 | 4.0 | 8.5 | 15.8 |

Figure 16: Residents per park

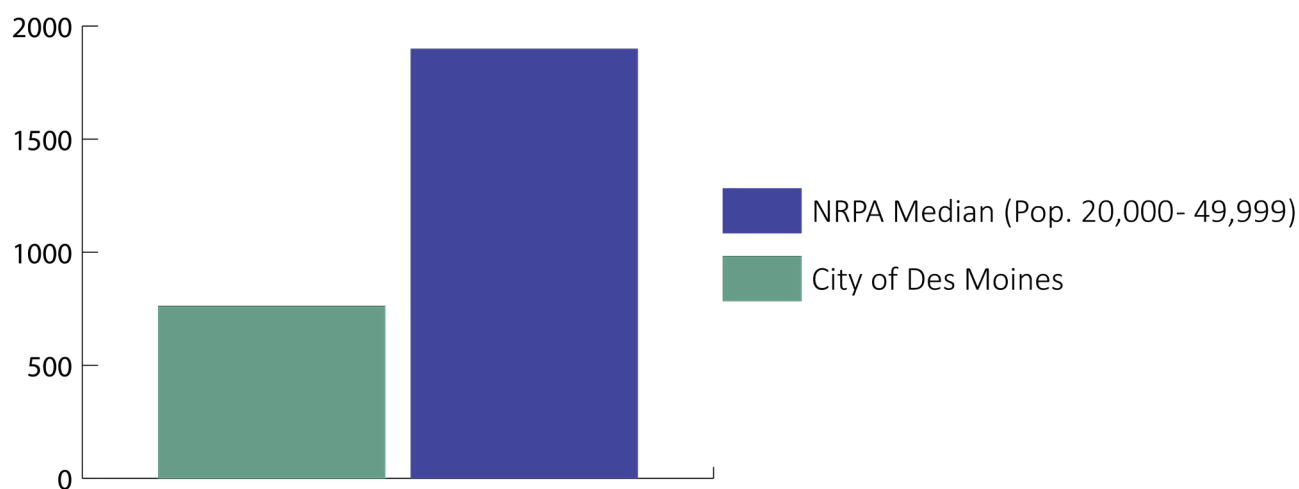
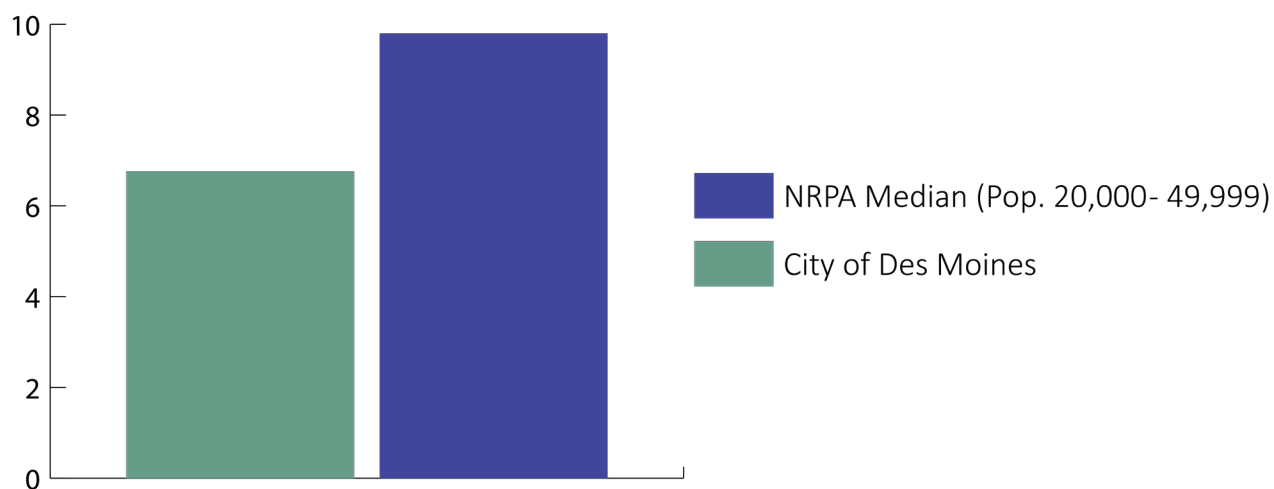


Figure 17: Acres of Parkland



When comparing outdoor facilities access, summarized in Table 15, Des Moines performs above average for some facilities and below average for others. Other cities have comparable access to playgrounds, tennis courts, soccer fields, and skate parks. The City of Des Moines has more community gardens, basketball courts, and softball fields per resident than the average community. However, Des Moines residents have fewer adult-size baseball fields and football fields than similar-size cities. Des Moines also lacks a dog park, which cities of a similar size tend to provide.

Table 15: Outdoor Facilities

| Facility | Percent of Agencies | City of Des Moines | | NRPA 2021 | |
|---|---------------------|--------------------|------------------------|------------------------|------------|
| | | Number | Residents per Facility | Residents per Facility | Difference |
| Playgrounds | 94.4% | 16 | 2,051 | 2,961 | -910 |
| Basketball Courts | 87.4% | 16 | 2,051 | 7,000 | -4,949 |
| Tennis Courts | 81.4% | 10 | 3,282 | 4,819 | -1,537 |
| Baseball Fields (Adult) | 51.3% | 1 | 32,820 | 20,522 | 12,298 |
| Softball Fields (Youth) | 59.3% | 11 | 2,984 | 11,184 | -8,200 |
| Rectangular fields: Soccer Fields (Youth) | 48.9% | 8 | 4,103 | 5,833 | -1,731 |
| Rectangular fields: Football Fields | 36.5% | 1 | 32,820 | 16,584 | 16,236 |
| Swimming Pools (outdoor) | 51.5% | 0 | N/A | 25,402 | N/A |
| Dog Parks | 64.9% | 0 | N/A | 27,528 | N/A |
| Skate Parks | 39.3% | 1 | 32,820 | 31,248 | 1,572 |
| Community Gardens | 48.3% | 3 | 10,940 | 25,480 | -14,540 |

As for indoor facilities, summarized in Table 16, Des Moines has better access to community centers than similar-size cities, in part due to the availability of these resources at several public schools. With the Des Moines Field House, Des Moines Activity Center, Highline College MaST Center, and the Mount Rainier Pool, Des Moines residents have average access to recreation centers, senior centers, nature centers, and indoor pools.

Table 16: Indoor Facilities

| Facility | Percent of Agencies | City of Des Moines | | NRPA 2021 | |
|---|---------------------|--------------------|------------------------|------------------------|------------|
| | | Number | Residents per Facility | Residents per Facility | Difference |
| Community centers | 58.6% | 3 | 10,940 | 26,099 | -15,159 |
| Recreation centers (including gyms and fitness centers) | 63.9% | 1 | 32,820 | 24,545 | 8,275 |
| Senior centers | 39.0% | 1 | 32,820 | 34,674 | -1,854 |
| Nature centers | 31.6% | 1 | 32,820 | 33,164 | -344 |
| Aquatics Centers/ Indoor Pool | 25.0% | 1 | 32,820 | 29,790 | 3,030 |

Parks and recreation departments provide a wide range of services within jurisdictions across the country. Although small, the Des Moines Parks, Recreation, and Senior Services Department staff performs many of the same services as their counterparts in much larger jurisdictions (Table 17).

Table 17: Department Functions

| Services Performed by Des Moines Parks, Recreation, and Senior Services | Compare to |
|--|-----------------------|
| Operates and maintains indoor facilities The City runs programming inside the Field House, Senior Activity, and Beach Park Event Centers. | 89% of parks agencies |
| Has budgetary responsibility for their administrative staff | 80% of parks agencies |
| Operates, maintains, and manages trails, greenways This is done by parks maintenance and public works staff in Des Moines. | 79% of parks agencies |
| Offers fitness classes | 83% of parks agencies |
| Offers performing arts classes | 65% of parks agencies |
| Offers martial arts classes | 62% of parks agencies |
| Offers team sports | 87% of parks agencies |
| Conducts major jurisdiction-wide special events Events include movies in the park, teen dance nights, holiday events, and various other special events and activities. | 80% of parks agencies |
| Operates, maintains, and manages special-purpose parks and open spaces | 73% of parks agencies |
| Administers community gardens Midway, Sonju, and Mary Gay parks all have community gardens that are co-run with community partners. | 43% of parks agencies |

The Department also pursues and manages grant funding for park upgrades and acquisitions and manages tournaments, sports leagues, and summer camps.

COMMUNITY SURVEY

The City hired a consultant team to conduct a community survey (Appendix E). A random sample of households received a survey packet containing a cover letter, a copy of the survey, and a postage-paid return envelope. Households were given the option of returning the survey by mail or completing it online. Households who were not randomly selected were not able to participate in the survey. The use of random sampling allowed the survey to be generalized to the Des Moines population. The race and ethnicity demographics of the households who completed the survey were found to be mostly aligned with demographics of the entire population. However, the proportion of survey respondents who self-identified as Black/African American was lower than the overall population (6.6% of respondents, compared with 12.2% of the population).

City-provided, high quality parks and recreation programs and facilities are clearly important to Des Moines residents; 94.2% of respondents indicated

as such. Survey results also indicated several high priority items based on what households reported as their greatest unmet needs and their most important programs and facilities.

High priority facilities included:

- Walking and biking trails
- Waterfront parks
- Restrooms
- Splash pads
- Off-leash dog parks
- Natural parks and preserves

High priority programs included:

- Community festivals/special events
- Adult fitness and wellness programs
- Concerts/Movies in the park
- Farmer's market

The top three actions that households would be most willing to fund with tax dollars were to develop connectivity of trails throughout the community

(26.4%), develop new walking trails (21.2%), and improve existing park restrooms (20.7%). Households also indicated which parks/facilities they think should receive the most attention from the City over the next two years. The top three responses were Des Moines Creek Trail (44.7%), Marina/Fishing Pier (38.7%), and the Des Moines Beach Park (28.5%).

The survey also found that the top reasons that households are prevented from using parks, trails, recreation facilities, or programs in Des Moines include insufficient security/loitering (30.2%), not knowing what is being offered (29.3%), not knowing locations of parks/facilities (29.0%), desired program/facility not being offered (21.7%), and lack of parking (20.2%). Addressing these obstacles may improve accessibility and help better activate Des Moines parks.

The full survey results are shown in Appendix E.

COMMUNITY ENGAGEMENT

The City conducted a robust community engagement strategy that included speaking with the public at farmer's markets and open houses, conducting stakeholder interviews, and receiving feedback via email (Appendix D).

During the public outreach, several wants and needs emerged:

- **A wider variety of recreation facilities, especially for children** – People expressed an interest in splash parks, climbing play structures, a community center, pickleball courts, more adventurous playgrounds, more variety in skate park features, workout stations, dog parks, and space for roller skating, among other ideas
- **A new, unique facility that attracts people from around the region** – Several parents expressed a desire for an adventure-centered regional playground or splash park that makes kids want to play in Des Moines
- **More programming for kids and teens** – Families want safe opportunities for kids and teens to socialize and get active, including STEM programs, sports programming, environmental education, camps, childcare, and before/after school programming
- **Reduced barriers to accessing youth programs** – The community expressed challenges with transportation, equipment access, cost, and cultural barriers for youth programs; City-sponsored transportation, equipment lending, reduced program costs, and culturally-relevant programs would help to reduce these challenges



August 3, 2021 Midway Park Open House

- **Fixing or replacing play structures that have been removed or need repair** – People mentioned specific play structures that are either in poor condition or have been removed without replacement
- **Restrooms and water fountains at popular parks** – Participants highlighted the lack of existing restroom access and water fountains in active parks
- **Expanded access to community gardening/urban farming** – Gardening access for adults and children was mentioned by several people
- **Better accessibility** – Residents want parks that are designed for users of all abilities
- **Safety** – Better lighting, maintaining vegetation, and public emergency phones were all ideas shared during outreach
- **Connectivity and safe routes to parks** – Sidewalks and crosswalks where there are major roads and trails from schools to nearby parks were highlighted
- **Cleanliness** – Cleanliness was a clear theme, including an interest in more garbage cans and removal of garbage and dog waste
- **Shade** – Several people indicated that more shade was needed at Des Moines parks, especially active parks like Steven J Underwood
- **Free access to recreation facilities** – Some residents expressed a need for free access to recreation, including free parking
- **Public art reflecting the diversity of Des Moines residents** – People want to see their ethnicities and cultures, and those of their neighbors, represented in public art
- **Opportunities to connect with nature** – Environmental education, better-maintained vegetation, and improved trails were popular topics
- **Better information about parks** – This may include an overview map and information for each park on the City website
- **Low-cost event rentals** – Residents from low-income households want to be able to host events and celebrations at parks facilities, but face financial barriers
- **Multi-generational programs** – Some stakeholders see potential for intergeneration programming that brings youth, seniors, and adults together
- **Concerns about homelessness** – Several people expressed concern about the impacts of homelessness on parks

Some specific activities were found to be especially of interest to Des Moines residents, including:

- Pickleball
- Working out
- Skateboarding
- Biking
- Basketball
- Gardening
- Soccer
- Walking/rolling
- Running
- Rollerblading/rollerskating
- Swimming
- Birdwatching
- Tennis
- Kayaking
- Baseball/softball
- Fishing
- Sailing
- Hiking
- Dance



September 8, 2021 Activity Center Open House

RECOMMENDATIONS

This plan recommends that the City explore several improvements to programming, facilities, and operations based on findings from the extensive community engagement process. Though the *2022-2027 Capital Improvement Program (CIP)* has been finalized and adopted, the CIP is updated each year and the below projects may be considered for future investments.

Facilities - City-wide

Explore potential acquisition of parkland for community parks, neighborhood parks, and trails

The level-of-service analysis highlights a clear need for more community parks, neighborhood parks, and trails. The City should explore ways to acquire land for these purposes.

Acquire additional parkland in neighborhoods with the least existing parks access

The neighborhoods of North Hill, Pacific Ridge, South Des Moines, Zenith, Woodmont, and Redondo have the least access to parks. Areas with a high King County Equity Score should also be prioritized for future investment.

Explore opportunities to expand the network of walking and biking trails

Throughout the community engagement process and community survey, residents expressed a clear need for more walking and biking trails in Des Moines. Residents want trails that provide safe spaces for active recreation and connect communities to parks and other destinations.

Evaluate existing parks needs for restrooms, lighting, garbage cans, water fountains, shade, security improvements, accessibility improvements, and additional parking

These topics came up frequently during the community engagement process and are clear priorities for residents. Though some residents identified these needs at specific parks (see Table 19 below), further analysis is needed to determine where they should be prioritized.

Evaluate existing parks for a potential new off-leash dog park, more pickleball courts, more workout stations, and expanded community gardening

There is no off-leash dog park in Des Moines, though many households have pet dogs. There is also a growing interest in pickleball, but not enough facilities to meet community needs. More workout stations and community gardens are also in demand. More analysis is needed for the City to determine where these may best be sited.

Explore opportunities for a new community center

A new community center is also a clear priority for residents. This facility would include programming for all ages and provide a safe, fun place for youth to visit after school and on weekends. Further study is needed to determine the most suitable location to best serve City residents.

Evaluate condition of existing play structures and replace those that have been removed

Several parents shared that there is a growing population of families with children in Des Moines, but not enough quality playgrounds. Many existing playgrounds are designed for younger children, with minimal spaces for older children to play. Some parents identified specific playgrounds that may be in need of replacement. Other parents expressed a strong desire for the City to replace playgrounds that have been removed in the past, especially in south Des Moines.

Explore potential sites for a new, unique playground facility

Parents and other stakeholders would also love to see a new playground facility that would make youth excited about playing in Des Moines. Several parents said that they travel outside of Des Moines for playgrounds and would like to see more investment in destination playgrounds within the city. Des Moines youth also expressed a strong interest in adventure-themed play. A playground with a ropes course, climbing area, splash park, or other exciting features could help to meet this need.

Explore opportunities for increased public art

Throughout the engagement process, residents and stakeholders expressed a desire for more public art. Specifically, residents want to see greater racial and cultural diversity reflected in public art and would like more public artwork located in the south end of the city. Existing public art, such as the new baseball-themed art at Steven J Underwood Park, is well-appreciated, but additional artwork is needed to reflect

the diversity of the community.

Prioritize more frequent vegetation maintenance

Several people pointed out a need for more frequent vegetation maintenance, including the removal of invasive species at parks. When resources become available, the City should consider potential ways to address these issues.

Continued investment in open spaces and waterfront parks

Residents have a clear desire to connect with nature. Continued investment in open spaces and waterfront parks would be well-supported by the community.

Facilities - Specific Parks

Table 18: Recommended Park Improvements

| Park | Recommendations |
|----------------------------|---|
| Barnes Creek Trail | <ul style="list-style-type: none"> Lights at entrances Invasive species removal |
| Big Catch Plaza | <ul style="list-style-type: none"> Repair/replace engraved paver area Refresh landscaping |
| Cecil Powell Park | <ul style="list-style-type: none"> Bring playground equipment back |
| Des Moines Activity Center | <ul style="list-style-type: none"> Front landscape and irrigation Parking lot gate East property line fencing |
| Des Moines Beach Park | <ul style="list-style-type: none"> Enhancements to underwater area Removal or restoration of unused small buildings Invasive species removal |
| Des Moines Creek Trail | <ul style="list-style-type: none"> Invasive species removal Replace old stairways More wayfinding signage |
| Des Moines Marina | <ul style="list-style-type: none"> Install a playground or splash park at Marina/Beach Park Complete Marina Steps access to downtown Look at circulation improvements Build restaurant space |
| Des Moines Memorial Park | <ul style="list-style-type: none"> Drainage irrigation Turf and plants enhancements Repair flagpole |
| Field House Park | <ul style="list-style-type: none"> Replace skate park Replace play equipment Install drinking fountains Irrigation repairs |
| Kiddie City Park | <ul style="list-style-type: none"> Vegetation upkeep, invasive species removal |
| Mary Gay Park | <ul style="list-style-type: none"> Develop Master Plan that could include: <ul style="list-style-type: none"> Greenhouse New picnic area Expand parking New produce washing station Lighting Electricity and a cooler system for crop storage Explore additional opportunities for food production |

| Park | Recommendations |
|-------------------------|---|
| Midway Park | <ul style="list-style-type: none"> • Acquire additional property for expansion • Rain barrel interpretive signage and “no trash” signage • Shingles on storage box • Pedestrian safety improvements • Expanded play area • Edible landscaping • Expanded garden space • Parking • Curb cuts for accessibility • Off-leash dog area • Bike parking • Food truck area • Open play field • Explore opportunities to partner with Puget Sound Energy on improvements to the adjacent PSE parcel |
| Overlook II | <ul style="list-style-type: none"> • Connect Overlook II to Sound View (Van Gasken) |
| S 239th St Beach Access | <ul style="list-style-type: none"> • Repair the stairs • Reopen the park to the public |
| Sonju Park | <ul style="list-style-type: none"> • Playground • Construct and maintain a trail from Sonju Park to Parkside Elementary • Replace or repair and add picnic tables • Replant orchard area • Add irrigation • Invasive species removal • Add food forest area • Add restrooms • Explore partnership opportunity with local Master Gardeners to help with the orchard |
| Steven J Underwood | <ul style="list-style-type: none"> • Parking improvements |
| Watertower Park | <ul style="list-style-type: none"> • Bigger playground • Replace playground surface |

Programming

Continued and expanded event programming

Residents enjoy existing community festivals, special events, concerts, movies in the park, and the Waterfront Farmer’s Market. The City should continue hosting these programs and explore opportunities to provide additional events.

More adult fitness and wellness programs

Through the community survey and engagement process, residents expressed a desire for more adult fitness and wellness programming.

More physical activity programming for seniors

Activity Center staff described challenges with attracting the next generation of seniors to the center. Other stakeholders suggested that the upcoming generation of seniors is more active than past generations, so more sports and physical activity programming may appeal to this demographic.

More teen-centric programming

Parents and stakeholders repeatedly mentioned a need for more activities for teenagers. Without healthy, safe activities to participate in, youth in Des Moines may suffer from mental health issues. Youth without places to recreate may also be more likely to participate in dangerous or illegal activity. More access to educational and fun programming and facilities can help Des Moines youth thrive.

More inclusive programming

Stakeholders noted that existing programming offered by the City, though it does attract participation, could be more accessible to residents with lower incomes and diverse cultural backgrounds. Programming in multiple languages, with culturally relevant activities, at varied locations, and with minimal costs would help improve access for all Des Moines residents. The City may wish to consider more broadly advertising the available City scholarship program and partnering with local organizations that already serve low-income and diverse populations to provide transportation, subsidies, and other assistance to lower income families.

More opportunities for environmental education and outdoor recreation

Des Moines residents have a clear love of nature and would like to see more programming that centers around the City's natural environment. More swimming, sailing, and other water sports programming could help connect residents with nature and the Puget Sound. Free or low-cost swimming programming should also be a priority to ensure the safety of Des Moines youth.

Other

Increased access to information about parks and programming

Residents expressed a need for increased access to information about parks and programming in Des Moines. Most residents learn about programs the City offers through City Currents magazine. There are opportunities for expanded information on the City website about the parks system and program offerings. The City could also consider investing in wayfinding, with maps of park facilities located at parks and other popular locations throughout the City.

Activity Center outreach

As time and funding allows, the City may wish to consider additional proactive outreach in the community to bring in the next generation of younger seniors.

Prioritize diverse hiring

Residents want to see the diversity of the community reflected in their parks staff. As the Parks, Recreation, and Senior Services Department hires staff in the future, residents expressed a desire for the City to prioritize diversity in hiring, especially racial diversity.

Explore ways to collaborate with other departments to address homelessness in parks

Staff and residents have noted issues relating to homelessness in some Des Moines parks. The Parks, Recreation, and Senior Services Department should explore opportunities to collaborate with other City departments to compassionately address the needs of residents experiencing homelessness and ensure that all residents are able to comfortably use City parks.



Goals and Policies

The Parks, Recreation, and Open Space Element (Chapter 6) of the *Comprehensive Plan* contains goals and policies regarding how Des Moines parks, recreational facilities, and open space will be acquired, designed, managed, and programmed. Through a robust public engagement strategy, the community reaffirmed the goals and policies described in the *Des Moines 2035 Comprehensive Plan*. Public engagement also reflected a newfound emphasis regarding youth programming and facility access and enhancement of the urban forest.

The goals and policies in this chapter should be included in the next update of the *Comprehensive Plan* to ensure that it is consistent with this *2022 Parks, Recreation, and Senior Services Master Plan*.



Des Moines Beach Park

Goals

Ensure the Parks, Recreation, and Senior Services Vision is realized through the following goals, policies and implementation strategies:

Goal PR 1

Provide adequate and accessible park and recreation facilities that meet the diverse interests and needs of people of all ages, income levels, cultural or educational backgrounds, or physical abilities. Such recreational facilities should satisfy outdoor, indoor, active, and passive recreational needs and be equitably distributed throughout the community. Ensure the orderly and comprehensive planning of parkland, recreational, and cultural resources through design standards, site planning, and *Master Plan* procedures. Such procedures should respond to public need and service area requirements for park and recreation services.

Goal PR 2

Identify and protect open space, waterfront, park, and recreation areas and consider restoration when feasible of structures of local significance (e.g., cultural, historical, environmental, natural, wildlife, waterfront, tidal, special use, or other).

Goal PR 3

Provide, as required by State law, improvements for pedestrian and bicycle facilities and corridors that address and encourage enhanced community access and promote healthy lifestyles. Pedestrian and bicycle facilities should be consistent with the *Comprehensive Plan* Chapter 3: Transportation Element.

Goal PR 4

Combine new park facilities with adjacent waterfront, recreational, open space, public art and historically significant locations, municipal facilities, pedestrian/ bicycle transportation systems, school and human services, and other appropriate areas or construction projects as feasible. Joint use of such recreation areas should be encouraged. Design and development of such projects should be coordinated with the Parks, Recreation, and Senior Services Department as part of the building permit process.

Goal PR 5

Maintain existing park, waterfront, and recreation facilities in a sustainable, safe, and accessible manner in perpetuity. Encourage the State of Washington to maintain and preserve in a sustainable manner its parkland located within Des Moines in perpetuity.

Goal PR 6

Enhance and maintain a variety of inclusive recreation, senior, wellness, and cultural programs, events, and services. Actively work to provide adequate recreation programs and services for underserved populations.

Goal PR 7

Support economic development through design and placemaking by providing: city gateways, public art, and wayfinding signage to recreational, historical, and waterfront facilities; well-maintained streetscapes; adequate parking at recreational facilities; and improving and maintaining recreational, historical and waterfront facilities.

Goal PR 8

Establish human services policies that make it possible for residents to live with dignity and purpose and prevent homelessness.

Goal PR 9

Establish arts and culture policies that celebrate cultural enrichment, diversity, and accessibility and the visibility of the arts.

Goal PR 10

Promote and enhance Citywide standards for healthy eating and active living.

Goal PR 11

Pursue funding for Parks and Facilities improvements from all potential sources.

Policies And Implementation Strategies

Parks, Land Use, and Facility Improvements

PR 1.1

Develop and maintain procedures and priorities for the selection, classification, and acquisition of parkland and the use of such land for recreation purposes. All lands designated for recreation purposes shall be suitable for

the intended recreation activity.

PR 1.1.1

Work with other entities and public agencies (Highline and Federal Way School Districts, Highline College, State Parks and Utility and Junior Taxing Districts) to maximize opportunities for acquisition of land that qualifies for the City's park system through Interlocal agreements, development agreements, land transfers, lease, property exchange, dedication, and surplus or easement land acquisition procedures.

PR 1.1.2

Utilize the resources of national, regional, and local conservation organizations corporations, non-profit associations, and benevolent entities to identify and acquire environmentally sensitive land, urban wildlife habitat, or preservation areas.

PR 1.1.3

Identify lands that enhance the appearance and character of the City. Such lands may serve as community or neighborhood connectors, create gateway features into Des Moines, enhance the park system, preserve local history, or link existing natural or built amenities.

PR 1.1.4

Ensure that the quantity and quality of parkland increases and is located proportionately with population growth, and that new acquisition reflects the community's recreational, health, and cultural needs. Des Moines should use a variety of means to provide recreational opportunities.

PR 1.1.5

Ensure that proposed land use and transportation facilities that would subject locally significant parks, trails, and conservation resources, historic buildings or districts, recreation and sports facilities to exterior noise exposure levels that exceed limits identified in the DMMC mitigated commensurate with the magnitude of adverse impact anticipated.

PR 1.1.6

Transfer derelict land, easements, tax delinquent land, surplus roadway/highway rights-of-way, and other land not presently in productive use to recreation or open space purposes where such land can be used for land exchange, purchase, or long-term leases to increase City parkland.

PR 1.1.7

Maximize the use of lands associated with surface water management and other public utilities to meet recreation and conservation needs.

PR 1.1.8

Enforce regulations for new residential, business, commercial, or industrial development and redevelopment that require either the dedication of parklands, provision of recreation facilities, and/or payment of impact fees and fees in-lieu of land to a park and recreation trust fund.

PR 1.1.9

Ensure park and facility design meets the DMMC or recognized standards for access, safety, environmental sustainability, health and protection of humans, domestic animals, wildlife, and tidal life. Park development shall be of high quality and aesthetically pleasing, sensitive to the opportunities or constraints of the natural, physical, or architectural environment.

PR 1.1.10

Consider community recreational needs during planning stages of all single family, multifamily, subdivisions, and planned unit residential developments; retail, commercial, and business park development; educational institutions, utilities, and other governmental facilities development.

PR 1.1.11

Provide barrier-free access by modifying existing facilities when designing and/or constructing.

PR 1.1.12

Provide basic amenities at recreation and open space facilities including restrooms, lighting, seating, public art, drinking fountains, trash and recycling receptacles, bicycle racks, shelters, signage, and parking as appropriate and as required by code.

PR 1.1.13

Connect recreational facilities by linear open spaces, pedestrian paths, or bicycle routes.

PR 1.1.14

Actively seek joint- development and programming opportunities with intergovernmental and private partners and the application of reasonable standards and conditions for such use.

PR 1.1.15

Encourage and support development of local neighborhood and community-based programs for park improvements, including participation of civic clubs, non-profit organizations, neighborhoods, schools, churches, businesses, and other organized volunteer groups.

PR 1.1.16

Establish sustainable park and facility design and construction and historic preservation practices that result in facilities that are high-performing, good for the environment, healthy, and culturally enriching for park visitors and building occupants.

PR 1.1.17

Protect existing and planned park, waterfront and recreation resources from adverse impacts associated with incompatible land uses and/or transportation activities through regulatory compliance. Adverse impacts may include traffic congestion, inadequate parking, surface water runoff, vibration, air, water, and noise pollution.

Open Space, Cultural, and Locally Significant and Historic Resources

PR 2.1

Conserve open space, natural, and cultural resources.

PR 2.1.1

Coordinate and maintain procedures for conserving open space through measures such as zoning, land donation, purchase of easements, conservation easements, coordinated planning, taxing, and management actions.

PR 2.1.2

Work with conservation groups and the private sector to acquire, conserve, and manage natural open space areas and other recreational land through donations, sale of land, and recreation or conservation easements.

PR 2.1.3

Preserve significant critical areas as passive open space. The City may construct improvements that enhance the public's awareness of, and appreciation for, natural areas.

PR 2.1.4

Provide and sustain a healthy urban forest, in alignment with the Green Des Moines Partnership Urban Forest Enhancement Plan. Pursue opportunities, either through City-led initiatives or partnering with nonprofit organizations and private entities, to restore native vegetation and plant and maintain trees in City-owned parks and open spaces.

PR 2.2

Provide appropriate and responsive historic preservation of City owned historic or archeological property through specific planning:

PR 2.2.1

The Historic Preservation Commission will represent the interest of the City in matters of historic and archeological preservation and keep the City Council informed on all such related matters.

PR 2.2.2

A building, site, zone, structure, or object may be designated a City historic or archeological property of local significance if:

1. It is listed or eligible for listing in the King County, State, or National Register of Historic Places, or is designated or eligible for designation as a Des Moines Landmark; or
2. It meets any of the following criteria established by City Code:
 - (a) It is associated with events that have made a significant contribution to the broad patterns of national, state, or local history;
 - (b) It is associated with the life of a person that is important in the history of the community, City, state, or nation or who is recognized by local citizens for substantial contribution to the neighborhood or community;
 - (c) It embodies the distinctive characteristics of a type, period, style, or method of construction;
 - (d) It is an outstanding or significant work of an architect, builder, designer, or developer who has made a substantial contribution to the art; and
 - (e) It has yielded, or may be likely to yield, information important in prehistory or history.

3. Because of its location, age or scale, it is an easily identifiable visual feature of a neighborhood, community, or the City and contributes to the distinctive quality or identity of such neighborhood, community, or the City, or because of its association with significant historical events or historic themes, association with important or prominent persons in the community or the City, or recognition by local citizens for substantial contribution to the neighborhood or the City.

Pedestrian and Bicycle Trails

PR 3.1

Encourage the planning, development, and full utilization of trails as recreation facilities.

PR 3.1.1

Plan urban trail systems for maximum pedestrian and bicycle access to parks, schools, transit centers, business districts, and employment areas as an alternative to automobile access. Also, plan trail systems that link to adjoining communities and urban areas leading to rural or natural areas.

PR 3.1.2

Develop specific plans for trails to be used as guides in creating coordinated recreation and transportation systems for pedestrian and all non-motorized vehicles or forms of transportation.

PR 3.1.3

Key pedestrian and bicycle routes should be those identified by the *Des Moines Comprehensive Transportation Plan* – Chapter 5 Pedestrians and Bicyclists.

Joint Use of Facilities

PR 4.1

Encourage joint use for recreation wherever lands and facilities are suitable and committed to other private and public purposes, including City, county/state properties, utilities rights-of-way, and the property of institutions and private corporations.

PR 4.1.1

Establish joint-use recreational facilities where appropriate, while ensuring recreation services to

the entire community. Utilize school sites and public buildings for recreation, cultural, and service programs through establishing joint purchase and/or use agreements.

PR 4.1.2

Develop specific agreements and reciprocal no-fee policies that encourage park use by school groups and school use by recreation user-groups of all ages.

PR 4.1.3

Encourage use of local park and recreation facilities for a wider range of community services delivery (e.g., health information, consumer protection, nutrition, art and cultural activities, seniors, childcare, bookmobiles, playmobiles, etc.).

Park Operations and Maintenance

PR 5.1

Develop and maintain a maintenance management program using best management practices that identify preventative maintenance, remedial maintenance, and deferred maintenance programs for parkland and facilities.

PR 5.1.1

Establish maintenance service programs that protect public property; preserve its value; ensure its intended use, life expectancy, safety, cleanliness, security, and appearance; and promote community pride.

PR 5.1.2

Establish maintenance service programs that encourage sustainability to: protect natural resources, reduce waste and maximize recycle resources, minimize dependence on water and fertilizers, and include integrated pest management.

PR 5.1.3

Develop and maintain the appropriate park rules and regulations that serve the continuing need to ensure access, safety, law enforcement, environmental protection and protection of park, open space, historic districts, public art, and recreational resources as public assets.

Recreation, Senior, Inclusive, Wellness and Cultural Programs and Services

PR 6.1

Provide cultural and recreation programs, wellness and social services that are responsive, inclusive, and aligned to community demographics. Provide programs and services that are both non-fee and user fee based as appropriate to achieve a balance within a variety of recreational programs and services offered throughout the community.

PR 6.1.1

Promote or sponsor inclusive community events, family programs, and other social activities that serve special populations of the community.

PR 6.1.2

Develop and participate in joint cultural, recreation, and wellness programs and social services interdepartmentally and interjurisdictionally with school districts, pool Metropolitan Park District, law enforcement, arts and heritage agencies, human services agencies, tourism agencies, and other community groups and associations, as well as surrounding communities or neighborhoods within the local or sub-regional area.

PR 6.1.3

Pursue joint-use and shared-cost opportunities such as: Interlocal agreements with other governmental agencies, collaborative opportunities with interdepartmental projects, public/private partnerships, and volunteerism to support, develop, and maintain new and existing community programs and services.

PR 6.1.4

Provide additional parks facilities and recreation programming that specifically caters to the needs of children and teenagers and provides safe and productive outlets for Des Moines youth to socialize and recreate.

PR 6.2

Provide appropriate and responsive recreation services through specific planning:

PR 6.2.1

Coordinate Parks, Recreation, and Senior Services Department planning with other service providers

including human services, health, and wellness, cultural, arts and heritage organizations schools, and law enforcement; coordinate park and facility planning with land-use planning in the City and surrounding communities or neighborhoods.

PR 6.2.2

Provide for inclusive recreation opportunities to meet the needs of special populations including those who are economically disadvantaged, physically challenged, and developmentally disabled in park facility planning, design, and program services.

PR 6.2.3

Conduct a demographics analysis and citizen participation and recreation preference surveys every 3 - 6 years to determine and/or adjust recreation needs data.

PR 6.2.4

Encourage ongoing community input into the development and management of park facilities, programs, and services.

PR 6.2.5

Promote environmental education through interpretive signage, beach and critical area naturalist programs, and environmental improvement volunteerism programs sponsored by the City and other educational institutions and non-profit organizations.

PR 6.2.6

Promote historical and cultural education through the preservation of historical sites and promotion of performing, literary, and visual arts, community festivals and special events that extol and promote the cultural and historical heritage of the City.

Economic Development and Tourism

PR 7.1

Enhance the economic health of Des Moines neighborhoods through parks, recreation, and senior services facilities, and program planning and implementation:

PR 7.1.1

Identify and increase opportunities for public access to the public shoreline of Puget Sound and the number and variety of recreational and cultural opportunities provided at waterfront parks and the Marina.

PR 7.1.2

Identify and utilize growth management related impact fees, Lodging Tax, and tourist related revenues and/or voted levy assessments in order to fund projects that are identified by the public as needed. Both public and private revenue sources will be employed to achieve a balance of equity and cost to the taxpayer through increased private and non-profit participation in recreation service activity.

PR 7.1.3

Make pedestrian-friendly improvements to rights-of-way with enhanced public spaces, landscaping, wayfinding directional and historical signs, public art, and pedestrian and bicycle pathways in a manner that encourages pedestrian interaction between neighborhoods, recreation facilities, schools, business areas, waterfront parks, Marina, and transportation links.

PR 7.2

Identify appropriate and responsive use of city lodging tax for tourism purposes through specific planning:

PR 7.2.1

The Lodging Tax Advisory Committee will review and comment to City Council on any proposal for the imposition by the City of a Lodging Tax or any proposal for the increase in the rate of, repeal of, an exemption from, or change in the use of revenue received from Lodging.

PR 7.2.2

The comments shall include an analysis of the extent to which the proposal will accommodate activities for tourists or increase tourism, and the extent to which the proposal will affect the long-term stability of the fund created under RCW 67.28.1815.

PR 7.2.3

Failure of the Advisory Committee to submit comments before final action on or passage of the proposal shall not prevent the city from acting on the proposal. The City is not required to submit an amended proposal to an advisory committee under this section. [Ord. 1319 § 3,2003.]

Human Services

PR 8.1

Provide appropriate and responsive Human Services through Specific Planning:

PR 8.1.1

Human Services Advisory Committee will represent the interest of the City in matters of Human Services and keep the City Council informed on all such related matters.

PR 8.1.2

Evaluate each human services grant application using a standard rating tool.

PR 8.1.3

Allocate Human Services grants funding based on established city priorities:

1. Priority One: Those services that help meet basic and emergency needs (food, safety, shelter, medical, dental, mental health care, and clothing)
2. Priority Two: Programs that are preventative in nature and promote healthy, violence-free families, and self-dependence.
3. Priority Three: Programs that seek to maintain and enhance the quality of life in persons whose basic needs are already met.

PR 8.1.4

Recommend to the City Council a level of funding for each accepted grant application.

PR 8.1.5

Ensure accountability of funded agencies with established service goals, required quarterly reports, and monitoring by the Committee.

Arts and Culture

PR 9.1

Provide appropriate and responsive cultural arts through specific planning:

PR 9.1.1

The Arts Commission will represent the interest of the City in matters of the arts as the spokes group for the arts in the City and keep the City Council informed on all such related matters.

PR 9.1.2

Valuate, prioritize, and make recommendations on funding for cultural arts needs within the City.

PR 9.1.3

Review and recommend works of art for the City. Local artists will be encouraged and given equal consideration for these projects.

PR 9.1.4

Inform, assist, sponsor, or coordinate with arts organizations, artists, or groups interested in cultural opportunities for our diverse community.

PR 9.1.5

Encourage arts programs that celebrate cultural enrichment and the diversity of Des Moines.

PR 9.1.6

Support accessibility and visibility of the arts.

PR 9.1.7

Collaborate with schools, local, regional, state, and national arts organizations.

PR 9.1.8

Obtain private, local, regional, state, or federal funds to sustain the arts within the Des Moines community.

PR 9.1.9

Cultivate interested citizens passionate about the arts for Arts Commission leadership and volunteerism.

Healthy Community

PR 10.1

Champion the Healthy Des Moines Movement through policy, systems, and environmental changes that result in increased access to healthy foods and beverages and opportunities for physical activity, with an emphasis on school-age children:

PR 10.1.1

Provide fresh food and unsweetened beverage options in City-sponsored meetings and promote healthy eating and nutritional education in City recreational programs to promote lifelong healthy eating habits.

PR 10.1.2

Provide K-fit and established active recreation standards and lifelong fitness education in City-sponsored youth recreational programs to promote active living habits.

PR 10.1.3

Identify City parklands as possible locations for community gardens, fruit and/or vegetable stands, farmer's markets, and Community Supported Agricultural (CSA) distribution sites to improve access to fresh food. Community gardens located in City parkland should be considered a non-commercial land use and subject to park land use guidelines.

PR 10.1.4

Support joint-use agreements for the use of publicly owned property and joint-program agreements with public and private agencies to increase opportunities for lifelong active living and healthy eating programming and education.

PR 10.1.5

Support funding of human services agencies that promote healthy communities including nutritional, mental, physical, and social health services.

PR 10.1.6

Provide volunteer opportunities that support building healthy communities.

Funding

PR 11.1

Establish Parks and Recreational Facilities Impact Fees for "park and facilities system improvements" necessary due to growth based on the development's proportionate share of system improvements that are reasonably related to the new development. Public park, waterfront, and recreational facility improvements located at the development site should be encouraged.

PR 11.2

Identify and utilize alternative funding programs administered by Tourism Program Areas, local, state, and federal agencies, or other public or private sources that are in the form of grants, loans, or other funding mechanism.

8 Implementation

PHASING OF IMPLEMENTATION

Recommendations in this plan have been prioritized and are generally listed in three categories: Priority One, Priority Two, and Priority Three. Prioritization is based on needs identified by the community, staff, and elected officials. Priority categories provide a general guideline only. Unforeseen influences, such as funding availability, pace of development, and new community input may alter the order in which recommendations are implemented.

Priority One projects correspond to the *2022-2027 Capital Improvement Program* projects to be completed within the next 6 years. These projects are currently under way through previous planning processes, are of pressing importance, are one-time opportunities or meet multiple identified needs of the community, or Interlocal agreements with other agencies that are under way.

Priority Two projects are to be planned and implemented between 2022 -2032 after Priority One projects or when alternative funding from grants or a citizen-voted initiative is available.

Priority Three projects meet long range needs over the next 20 years and should be planned for implementation as opportunities become available such as: timing fits with other projects to be developed, facility development follows land acquisition, and/or grant funding is available.

Table 19 includes the prioritization of each project. Opinions of probable cost for select projects are included in Appendix F.



Des Moines Beach Park

CAPITAL IMPROVEMENT PROGRAM (CIP)

Parks, Recreation, and Senior Services and other City Departments are engaged in administering the *2022-2027 Capital Improvement Program (CIP)* and will recommend improvements for inclusion in future CIPs. The objectives of the CIP include land acquisition and capital improvements for parks, recreation facilities, trails, and open space/habitat preservation. Table 20 identifies improvements identified in the 2022-2027 CIP.

Table 19: Project Prioritization

| Project | Prioritization |
|--|----------------|
| Barnes Creek Trail | |
| Continue multiuse trail system between Highline College and South 216th Street | 1 |
| Lights at entrances | 3 |
| Invasive species removal | 3 |
| Big Catch Plaza | |
| Recaulk concrete joints | 2 |
| Add pots to provide separation from street | 2 |
| Re-powder coat light poles, benches, and trash receptacles | 2 |
| Repair broken tiles around base of statue steps | 2 |
| Install skate stops | 2 |
| Add electrical and data for readerboard, holiday lights, events | 2 |
| Add readerboard | 2 |
| Clean pavement, annually | 2 |
| Repair/replace engraved paver area | 2 |
| Landscaping | 3 |
| Cecil Powell Park | |
| Replace play equipment that was removed, ADA access, site furnishings | 1 |
| Fence replacement | 2 |
| Improve trail connection to South 250th St | 2 |
| Replace irrigation | 2 |
| Vegetation management | 2 |
| Des Moines Activity Center | |
| Irrigation/landscaping | 1 |
| LED exterior lighting | 1 |
| Parking lot lighting | 2 |
| Walkway to 216th | 2 |
| Exterior paint | 2 |
| Roof replacement | 2 |
| HVAC | 2 |
| Remove/address Holly trees | 2 |
| Parking lot gate | 2 |
| East property line fencing | 2 |
| Expand Activity Center to 20,000 sf | 3 |
| Des Moines Beach Park | |
| Sun Home Lodge rehab | 1 |
| Founders Lodge - repair siding and paint exterior, replace roof, interior improvements | 1 |

| Project | Prioritization |
|---|----------------|
| Beach Park bulkhead, promenade, & play equipment / water feature, potential habitat restoration | 1 |
| Resurface entrance and parking lot | 2 |
| Add parking south of Auditorium | 2 |
| Rebuild/repair wood deck overlook | 2 |
| Provide public art, historical interpretation | 2 |
| Improve quality of large lawn / irrigation system | 2 |
| Paint interior of Auditorium every 7 years | 2 |
| Paint exterior of Auditorium every 7 years | 2 |
| Clean Auditorium roof annually | 2 |
| Trench and add phone and data lines for dining hall | 2 |
| Repair ramp to Founders Lodge | 2 |
| Caretaker Cabin design and renovation | 2 |
| Sports Cabin design and renovation | 2 |
| Roadside Cabin design and renovation | 2 |
| Plaza | 2 |
| Improve beach access | 2 |
| Enhancements to underwater area | 3 |
| Removal or restoration of unused small buildings | 3 |
| Invasive species removal | 3 |
| Des Moines Creek Trail | |
| Install trail signage at Beach Park | 2 |
| Plan for connection to Barnes Creek Trail | 2 |
| Repair trail asphalt as needed due to flooding and erosion | 2 |
| Replace Trex handrail on pedestrian bridge | 2 |
| Improve parking at trail connections | 2 |
| Identify and construct more neighborhood connector trails | 3 |
| Invasive species removal | 3 |
| Replace old stairways | 3 |
| More wayfinding signage | 3 |
| Des Moines Marina and Fishing Pier | |
| Upgrade parking system | 1 |
| Marina redevelopment (includes new 'Marina Steps' public space to connect the waterfront and downtown, water feature, mixed use retail/office space, market space, and hotel) | 1 |
| North bulkhead | 1 |
| Marina dredging | 1 |
| Fuel and electrical replacement | 1 |

| Project | Prioritization |
|---|----------------|
| Tenant restroom replacement | 1 |
| Marina dock replacement | 1 |
| Marina guest moorage power upgrades | 1 |
| All purpose building | 1 |
| Dock electrical replacements | 1 |
| N Lot restrooms, plazas, and promenade | 1 |
| Sheet pile north side parking lot | 2 |
| Look at circulation improvements | 3 |
| Des Moines Memorial Park | |
| Install new turf, plantings, hardscape, irrigation improvements, Welcome to Des Moines sign | 1 |
| Install more lighting for flag pole | 2 |
| Refinish flagpole again (sand, prime, and paint) | 2 |
| Repair flagpole | 2 |
| Dr. Shirley Gordon Park | |
| Repair irrigation | 2 |
| Repair drinking fountain | 2 |
| Adjust basketball hoop | 2 |
| Field House Park | |
| Replace a portion of play structure, ADA compliance | 1 |
| LED exterior lighting | 1 |
| Improve South 219th Street entry and street frontage | 2 |
| Upgrade to a multi-use court | 2 |
| Restoration of picnic shelter | 2 |
| Additional parking | 2 |
| Replace drinking fountain | 2 |
| Irrigation repairs | 2 |
| Interior flooring in Field House | 2 |
| Replace skate park | 3 |
| Kiddie City Park | |
| Convert a portion of maintenance parking to public | 2 |
| Plant meadow species in meadow area and provide open lawn area for play | 2 |
| Restore creek | 2 |
| Provide tree pruning or removal in ravine | 2 |
| Install conifers in ravine | 2 |
| Replant ravine with native understory and riparian vegetation | 2 |
| Invasive species removal | 2 |

| Project | Prioritization |
|--|----------------|
| Mary Gay Park | |
| Master planning (may include greenhouse, picnic area, expanded parking, produce washing station, lighting, electricity/cooler system) | 2 |
| Explore additional opportunities for food production | 3 |
| Midway Park | |
| Acquire additional lot | 2 |
| Clean, edge, and repair asphalt path | 2 |
| Maintain shrub bed at south entrance | 2 |
| Construct park expansion area per prototype | 2 |
| Park renovation (2022 Site Concept) - includes pedestrian improvements, play area, edible landscaping, expanded garden, parking, curb cuts, off-leash dog area, bike parking, food truck area, and open play field | 3 |
| Rain barrel interpretive signage and "no trash" signage | 3 |
| Shingles on storage box | 3 |
| Explore opportunities to partner with Puget Sound Energy on improvements to the adjacent PSE parcel | 3 |
| Overlook I | |
| Vegetation management | 2 |
| Connection to Marina (stairs, elevator, etc.) | 3 |
| Overlook II | |
| Terracing for sidewalk connection to Cliff Ave South | 2 |
| Replace broken paths, widen, and repair erosion | 2 |
| Control invasive species along west edge | 2 |
| Control mole activity | 2 |
| Connect Overlook II to Sound View (Van Gasken) | 2 |
| Parkside Wetlands | |
| Access pathway through park | 2 |
| Develop entrance gateways with signage | 2 |
| Provide connections to other nearby parks | 2 |
| 24th Avenue picnic area at school | 2 |
| Interpretive signage | 2 |
| Provide parallel parking on South 244th Street | 2 |
| Vegetation management | 2 |
| Tree removal and pruning | 2 |
| Debris removal | 2 |

| Project | Prioritization |
|---|----------------|
| Redondo Beach Park | |
| Install paid parking | 1 |
| Replace Redondo Fishing Pier | 1 |
| Replace the south side of the Redondo boarding floats | 1 |
| Replace bulkhead, remove timber piles, replace pedestrian promenade | 1 |
| Demolish and replace restroom | 1 |
| S 251st ROW | |
| Remove invasives, clean up, add bench | 2 |
| Sonju Park | |
| Demolish structures, create interim on-site parking improvements | 1 |
| Picnic shelter | 2 |
| Meadow, boardwalk | 2 |
| Redefine creek | 2 |
| Trailhead and trail connections | 2 |
| Vegetation management | 2 |
| New playground | 2 |
| Replace or repair and add picnic tables | 3 |
| Replant orchard area | 3 |
| Add irrigation | 3 |
| Add food forest area | 3 |
| Add restrooms | 3 |
| Sound View (Van Gasken) | |
| Improvements (to be determined) | 1 |
| South Marina Park | |
| Replace two plums along 227th | 2 |
| ADA picnic table | 2 |
| Upgrade all site furnishings | 2 |
| Parking lot irrigation and landscaping | 2 |
| Seal Coat parking lot | 2 |
| Sculptures | 2 |
| Remove mural | 2 |
| Steven J Underwood Memorial Park | |
| LED exterior lighting | 1 |
| Additional picnic shelter | 2 |
| Expand parking (with drainage) | 2 |
| Furnishings | 2 |
| Landscaping | 2 |
| Add concrete mow strips at ballfield fences | 2 |

| Project | Prioritization |
|--|----------------|
| Add netting at backstops | 2 |
| Fix uneven grades at brick plaza | 2 |
| Replace dead plants | 2 |
| Paint restrooms | 2 |
| Fortify lighting / wiring electrical boxes | 2 |
| Competition soccer field with lighting | 3 |
| Watertower Park | |
| Playground upgrades | 2 |
| Repair lawns, drainage, edges, etc. | 2 |
| Replace wood edging with concrete curb along 5th Avenue | 2 |
| Improve parking on west side | 2 |
| Improve parking, add ADA stall | 2 |
| Provide power and security lighting | 2 |
| Westwood Park | |
| Rehab surface on basketball court | 2 |
| Vegetation maintenance | 2 |
| Woodmont Park | |
| Signage and trailhead improvements | 2 |
| Trail construction | 2 |
| Vegetation management | 2 |
| Wooton Park | |
| Street frontage and parking improvements | 2 |
| Repair/restore ADA path | 2 |
| Repair upland pond area (drainage, planting) | 2 |
| Redesign/reseed brick plaza area | 2 |
| Repair lights | 2 |
| Site furnishings | 2 |
| Relocate basketball hoop and restripe court | 2 |
| Potentially acquire Water District 54 property | 3 |
| Other | |
| New pickleball court (location to be determined) | 2 |
| New restrooms in existing parks (locations to be determined) | 2 |
| Community Center study (location to be determined) | 3 |

Table 20: 2022-2027 Capital Improvements

| Location | Improvement |
|---|---|
| Barnes Creek Trail | <ul style="list-style-type: none"> Complete a 2-mile multi-use trail connecting to the Des Moines Creek Trail in the north and Highline College at the south end |
| Cecil Powell Park | <ul style="list-style-type: none"> Replace the play structure that was removed for safety reasons due to age and deterioration Park renovation will include ADA compliance, picnic table and bench replacement |
| Des Moines Activity Center | <ul style="list-style-type: none"> Irrigate and landscape the front lawn area between the building and South 216th Street LED exterior lighting |
| Des Moines Beach Park | <ul style="list-style-type: none"> Rehabilitation of the Sun Home Lodge for its continued use as a recreation facility Repair siding and paint the outside of the Founders' Lodge, replace roof, and interior improvements Construct play equipment or water feature at the Beach Park |
| Des Moines Marina and Fishing Pier | <ul style="list-style-type: none"> Upgrade parking system to a user-friendly pay and display system Marina redevelopment – see Marina Master Plan for details (includes new 'Marina Steps' public space to connect the waterfront and downtown, water feature, mixed use retail/office space, market space, and hotel) Replace the north marina parking lot bulkhead and revetment Demolish and replace existing restroom in the north parking lot and create 10,000 square foot public plaza in the northwest corner of the parking lot Add vertical extension to the bulkhead in front of the Wasson property and create an additional 1,800 square foot plaza. Includes sidewalk to connect the two new plazas and the Beach Park Replace/repair existing bulkhead from the Marina North bulkhead terminus to the pedestrian bridge, including potential habitat restoration work associated with Des Moines Creek outfall and the associated marine interface |

| Location | Improvement |
|--|--|
| Des Moines Marina and Fishing Pier <i>(continued)</i> | <ul style="list-style-type: none"> • Continue pedestrian promenade improvements from the Marina to the pedestrian bridge, providing connectivity from the Marina to the Beach Park and Des Moines Creek Trail • Dredge the entrance channel of the Des Moines Marina • Replace the fuel dispensers and approximately 150ft of pipe that carries the fuel to the pumps • Demolition of the existing restroom and the installation of a new tenant/public restrooms • Replace docks (as funding becomes available) • Install new power throughout the Marina's guest moorage • Construct an all-purpose building for multiple Marina uses • Install new shore power pedestals and distribution wiring on docks I, J, K and L |
| Des Moines Memorial Park | <ul style="list-style-type: none"> • Install new turf, plantings, and hardscape areas along with improvements to the irrigation system • Potential "Welcome to Des Moines" sign |
| Field House Park | <ul style="list-style-type: none"> • Replace a portion of the aging play structure • Park renovation will include ADA compliance • LED exterior lighting • Paint the inside of the Field House |

| Location | Improvement |
|---|---|
| Redondo Beach Park | <ul style="list-style-type: none"> • Equip the Redondo parking lot with an automated pay parking system including gates, ticket dispensers, a pay station, on street pay and display, and neighborhood parking management • Replace Redondo Fishing Pier and remove existing timber piles • Replace the South side of the Redondo Boarding floats • Replace Redondo bulkhead from MAST facility to boat launch and remove existing timber piles • Replace pedestrian promenade • Demolish existing restroom and replace with smaller prefab structure across the street • Replace restroom foundation with surface similar to rest of plaza and add railings |
| Sonju Park | <ul style="list-style-type: none"> • Demolish the two existing residential structures and create interim on-site parking improvements |
| Sound View Park (Van Gasken) | <ul style="list-style-type: none"> • Make improvements to be determined |
| Steven J Underwood Memorial Park | <ul style="list-style-type: none"> • LED exterior lighting |

The S 239th Street Beach Access stairway is also currently being replaced as part of a stormwater CIP project.

Figure 18: 2022-2027 Capital Improvements



DEPARTMENT BUDGET AND STAFFING

The total budget for Parks, Recreation, and Senior Services in 2021 is \$2,409,630. The Department budget is lower than in the recent past due to disruption in programming because of the COVID-19 pandemic. Personnel salaries and benefits make up the largest cost category for 2021 (Table 21).

The Department currently has 11 total staff. This includes 6 year-round parks and recreation staff (including 1 part-time staff member and 1 senior services staff member contracted through Wesley Homes; an additional contracted position is on hold until resumption of additional programming), 1 seasonal recreation attendant, and 4 parks maintenance staff. However, seasonal staff numbers are typically higher when programs are running – when COVID-19 impacts are minimized, the City anticipates hiring more staff. The City also enjoys regular volunteer support in our parks. We have garden stewards who

help maintain community gardens and other volunteers who assist with cleanup and maintenance efforts in our open spaces.

The Department also manages human services funding, the Arts Commission programming, and Senior Services programs. These areas have dedicated staff as well as volunteer committee members.

The Parks, Recreation, and Senior Services Department collaborates with Public Works to maintain the Des Moines parks system. Operations functions include safety inspection, park cleanup, turf maintenance, landscaping, sport facility and playground maintenance, maintenance of indoor facilities, and equipment management. Public Works and Parks also manage budget planning, maintenance scheduling, performance reporting, records management, and capital planning for parks.

Table 21: 2021 Parks, Recreation, and Senior Services Budget

| Category | 2018 Actual | 2019 Actual | 2020 Estimate | 2020 Budget | 2021 Budget |
|-------------------------------|-------------|-------------|---------------|-------------|-------------|
| Personnel Salaries | 1,071,652 | 1,061,065 | 771,085 | 1,097,999 | 731,216 |
| Personnel Benefits | 373,226 | 312,365 | 277,455 | 304,417 | 236,074 |
| Supplies | 159,753 | 109,076 | 95,663 | 138,936 | 101,811 |
| Services & Charges | 538,543 | 706,965 | 1,397,886 | 937,297 | 832,340 |
| Interfund Charges | 511,993 | 532,008 | 484,249 | 719,811 | 488,189 |
| Capital Outlay | 15,692 | 46,686 | 55,000 | 55,000 | 20,000 |
| Total Expenditures | 2,670,859 | 2,768,165 | 3,081,338 | 3,253,460 | 2,409,630 |

FUNDING SOURCES

The Parks, Recreation, and Senior Services Department is funded through a number of tax-based sources, user fees, and grant programs administered by local, state, and federal agencies. A balanced approach consisting of program user fees, interlocal agreements, sponsorships, concessions, and public/private partnerships will be utilized to provide sustainable financing within the present statutory taxing capability, combined with other appropriate funding alternatives for acquisition, development, operations, and maintenance of park and recreation facilities.

Existing Funding Sources

The following is a brief explanation of funding programs that the City currently utilizes administratively or as established by City ordinance.

General Fund

The City's General Fund funds the Parks, Recreation, and Senior Services Department's administration, the Des Moines Arts Commission, recreation programs, senior services and programs, management of events and facility rentals, and financial contributions to local health and human services non-profits.

Development Fee In-Lieu

According to City Code, new multifamily development shall provide recreation space for residents. However, in certain scenarios, developers may pay an in-lieu fee instead of providing these facilities on-site (see Des Moines Municipal Code 18.155.080). These in-lieu fees can be used by the City for capital improvements in existing parks or development of new parts in the vicinity of the project site. Between 2017 and 2020, in-lieu fees totaled \$443,520.

Concession Contracts

The Department uses concession agreements for selected categories of recreation and senior services programs. Contracts are negotiated on a service level, per participant basis, or a percentage of gross revenues against a guaranteed minimum. Concession contracts may be multi-year, renewed annually, or for a single activity. Audit procedures and strict performance standards have been established as conditions to the agreement. Concession contracts may also provide

concessionaire participation on-site, and/or facilities improvements where long-term relationships are to be established between the City and the contractor.

Sponsorships

Corporate, small business and civic club sponsorships of cash or in-kind products or services are used as a way to increase public recreation opportunities in a mutually beneficial environment for the good of the program or project.

Public/Private Partnerships

Partnerships between a private or other public entity and the Department are used for the public good. For example, the City and school districts work together to develop fields and tracks with an agreement related to usage. Public/private or public/public partnerships are designed to leverage each dollar through the added economics of joint development in areas of acquisition, infrastructure development, maintenance, and operations.

Small Business Sponsors

The Department sells sponsorship space on team uniforms, indoor or outdoor banners, drinking fountains, picnic tables and benches, and street light banners funded by businesses, civic organizations, or citizens in exchange for recognition to cover the costs of providing those activities, services, and amenities.

User Fees

Individual recreation and facility activity fees are charged to defray program and facility operating costs and expenses. Entrance and/or parking fees for "special use" park facilities and at sporting events, water features and pools, and recreation centers may be charged to cover facility operations. Recreation fee schedules are a function of policy and are subject to administrative review. Adoption of user-fee schedules should consider "market values" for community-based recreation services that have a modifying effect on the amount of user-fees charged. User-fees do not off-set all public costs for parks and recreation and should be considered an off-set of some recreation program operations and maintenance expenses.

Joint Use

Partnerships between cities and school districts for the joint use of public recreation facilities and the joint development of public recreation facilities that will reduce the effective cost of the existing and new development as well as a shared cost of operations and maintenance.

Naming Rights

Selling naming rights for public facilities is an option for sponsors wishing for high visibility name recognition. Opportunities include selling the naming rights on high use indoor and outdoor facilities and spaces that recognize a particular sponsor and use the funds to pay for ongoing maintenance or operation of the facility. Sponsors would meet specific criteria following adopted policy with standards and guidelines and have a desirable association with the City and facility.

Foundations and Gifts

Contributions from private foundations, trusts, individuals, and service clubs that support the mission and values of the Department can support the operations and maintenance of activities, services, and facilities.

Easements

Easements for the use of public or private property can provide mutual value and opportunities for both the landowner and users, by providing joint benefits such as recreation spaces, trails, rights-of-way open space and conservation.

Potential Funding Sources

Other potential funding mechanisms are also available through a variety of sources, including local, and state programs and grant funds, voted levy financing measures, public debt financing, and bonds.

Local, County, and State Programs

The public funding grant sources listed below can be highly competitive. Participation in the funding programs, administered by federal and state agencies, is also dependent upon meeting the criteria of the funding program, including time frames and project requirements.

LOCAL FUNDING PROGRAMS

*(*Local funding programs currently in use)*

- Admission Tax
- B & O Tax*
- Retail Sales Tax*
- Utility Tax*
- Interest Earnings*
- Interfund Transfer*
- Lodging Tax*
- Gambling Tax*
- General Obligation Bonds*
- Leasehold Excise Tax*
- Local Option Capital Asset
- Lending Program
- Metropolitan Park District
- Park Impact Fee
- Park and Recreation District
- Property Tax*
- Property Tax Levy Lid Lift
- Real Estate Excise Tax*
- Sale of Land & ROWs
- Surface Water Management - Capital*
- Developer LID
- Transportation Improvement Board

KING COUNTY & REGIONAL FUNDING PROGRAMS

- 4Culture Grants
- King County Community Development Block Grant
- King County Aquatics Capital Grant (new 2020-2025 King County Parks Levy program)
- King County Cities Capital and Open Space Grant (new 2020-2025 King County Parks Levy program)
- King County Community Partnerships and Grant
- King County Conservation Futures (Open Space)
- King County Landmarks and Heritage Funds

- King County Parks Levy (Countywide voted measure)
- King County Waste Reduction & Recycling Grant
- King County Targeted Equity Grant (new 2020-2025 King County Parks Levy program)
- King County Youth and Amateur Sports Grant
- Puget Sound Regional Council
- Port of Seattle
- WRIA 9 - Green Duwamish Forum

STATE FUNDING PROGRAMS

- Public Works Trust Fund
- Washington State Arts Commission- Program Funding
- Washington State Building for the Arts Capital Fund
- Washington State Department of Transportation
- Washington State Heritage Capital Grant Fund
- Washington State Historic Preservation and Archeology Department
- Washington State Department of Natural Resources
- Washington State Recreation and Conservation Office
- Washington State Salmon Recovery Funding Board

Voted Measures

Local tax increases are based on statutory authority and/or voted taxpayer approval requiring either simple or super majority passage. If these increases were approved, they could provide additional funding for parks and recreation services.

METROPOLITAN PARK DISTRICT CHAPTER 35.61 RCW

Legislation passed in 2002 provides for cities to create a Metropolitan Park District to fund parks, recreation, and senior services programs, services, facility maintenance, and projects. The District may levy up to \$0.75 property tax based on Des Moines assessed valuation. It would require 50% + 1 voter passage. A Des Moines Pool Metropolitan Park District was created in 2009. Therefore, this funding option is not currently available to the City.

PARK AND RECREATION DISTRICTS CHAPTER 36.69 RCW

Laws of 1957 authorized class AA counties to establish Park and Recreation Districts. Second, eighth, and ninth-class counties were given similar authority in 1959. Most were formed to provide general recreation services or were formed solely to finance a new swimming pool or finance an existing one. Requires resolution of city or town approving the inclusion of the area with the corporate limits of city or town. (RCW 36.69.030) The District is administered by a board of five commissioners (RCW 36.69.090). It would require 50% + 1 voter passage to form the District and 60 percent to pass a regular property tax levy (maximum of \$0.60 per \$1000 assessed valuation) for a six-year period.

LEVY LID LIFT

Cities may increase property taxes by levy lid lift under RCW 84.55.050. In order to be able to propose a levy lid lift, the jurisdiction's current property tax rate has to be below its maximum amount. A simple majority vote is needed. The proposition put before the voters can limit the period of time for which the additional levy is made but need not do so unless the proceeds will be used for debt service, in which case it can be for no more than nine years. And, the proposition can limit the uses of the funds, but this is not a requirement. This method of park financing has been adopted in cities such as Bellevue, Redmond, Enumclaw, and King County voters in the support of Parks.

Public Debt Financing

Public debt funding programs are provided through Washington State statutes for many of the objectives described in the *PRSS Master Plan*. The issuers of public debt financing or obligations include General Law Cities, Joint Powers Authority, and/or a Public Development Authority, and in some instances a Non-Profit corporation in partnership with a public authority. The legal authority and level of debt (capital) created for each financing technique described in the following text will have to be determined on a case-by-case basis.

GENERAL OBLIGATION BONDS

Used for development of public facilities such as in a special area where there are requirements for infrastructure to allow development to progress for public facilities. Funds may be used for revenue-generating projects that retire the debt on an accelerated basis, however, the public debt remains with the taxpayer. Under a voted general obligation bond, voters would authorize a City-issued bond and simultaneously authorize the city to increase property taxes to pay debt service on the bond. To be approved, the ballot measure must receive a 60% approval, and the total number of “Yes” votes must at least be equal to 40% of the number of voters who voted in the most recent general election. State law limits the amount of voted general obligation bonds that a City can issue to 2.5% of the city’s assessed valuation.

COUNCILMANIC (LIMITED TAX) GENERAL OBLIGATION BONDS

The governing body of a City can authorize the issuance of limited tax general obligation bonds. While these bonds would not have a dedicated source of payment, such as an excess property tax levy, they would be secured by the pledge of the city to pay debt service. State law limits the amount of limited tax general obligation bonds that a city can issue to 1.5% of the City’s assessed valuation.

JOINT POWERS AUTHORITY

Joint Powers Authorities are a public authority formed from two or more governmental or nonprofit entities and based on lease agreements, project revenues, and insurance programs. Most often these projects are public facilities, however, they can be joint public and private.

CERTIFICATES OF PARTICIPATION

Used for the acquisition of real property, facilities development, and equipment in projects designed for revenue generation. The “C.O.P.’s” may be used to finance public/private ventures where lease agreements, project revenues, and project insurance programs become the form of security. The main advantage of using COP’s is lower financing costs for the individual user. COP’s are structured to pool funding needs into larger offerings of securities. Cities will utilize a COP for financing acquisitions that are too small economically to justify a bond issue. COP’s are subject to statutory debt limitations.

LEASE REVENUE BONDS

Lease Revenue Bonds, like certificates of participation, are based on a lease agreement and are not subject to the constitutional debt limitation. However, lease revenue bonds require that the lessor be either a governmental entity approved to issue the bonds or a non-profit corporation that issues the bonds on behalf of a government body. Lease revenue bond proceeds may be combined with tax-based revenues to support the cost of land acquisition, facilities, and operational expenses. Thus, a private discretionary resource of funds and a public resource of funds combine to achieve a financing objective.

SPECIAL ASSESSMENT

Special assessments may be created where the public benefit of the assessment can be clearly defined and there is a public purpose and the total assessment does not exceed the cost of the improvement and related bond financing.

APPENDIX A:

PARK INVENTORY

BARNES CREEK TRAIL

PARK INFORMATION

- Kent Des Moines Road and 15th Avenue South
- 4.8 acres
- Type: Trail

PARCEL NUMBER

- 7272000600

KEY FEATURES

- 0.90 miles of soft surface trail
- 0.45 miles of paved trail



Google Street View

PARK CHARACTER AND CONTEXT

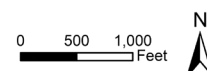
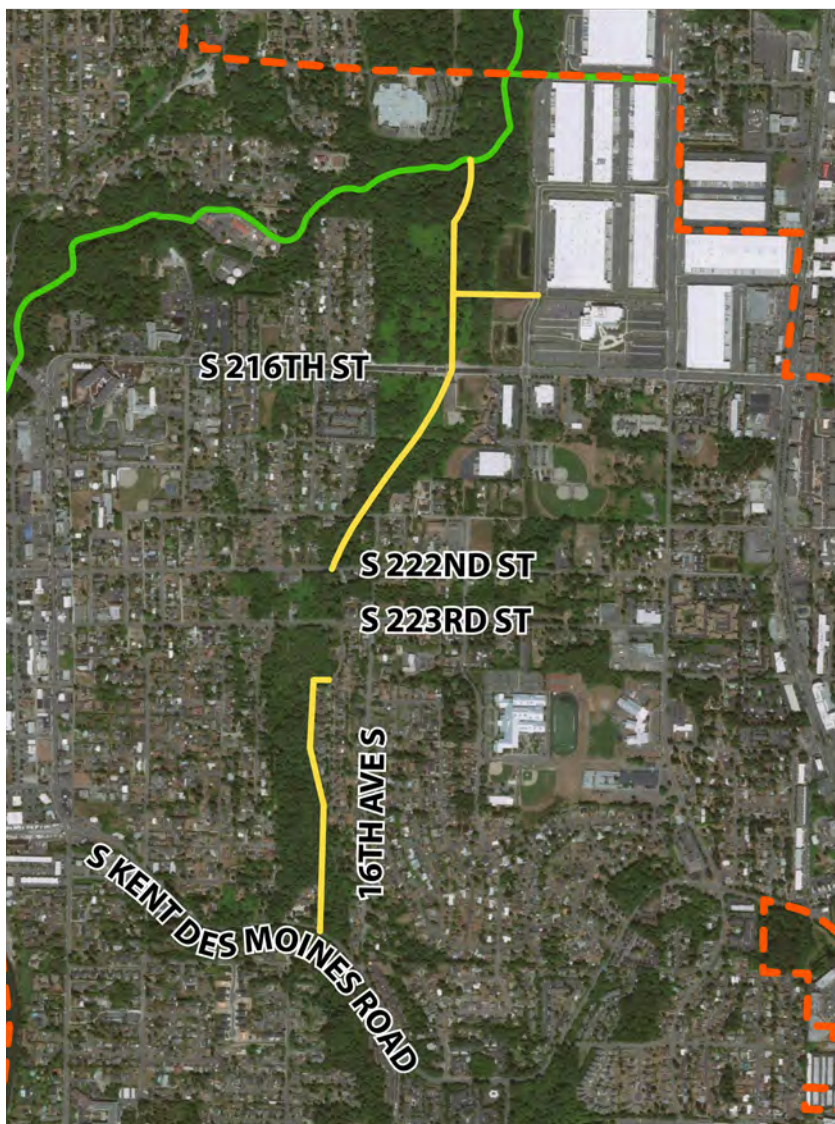
A multi-use trail along Barnes Creek. The trail includes off-road and on-road trail segments.

PARK ISSUES

- Lighting
- Invasive species
- Homelessness

NEEDS

- Complete the 2-mile multi-use trail connecting to the Des Moines Creek Trail in the north and Highline college at the south end (2022-2027 CIP project)
- Lights at entrances
- Invasive species removal



PARK INFORMATION

- South of South 243rd Street and 22nd Place South
- 0.74 acres
- Type: Open Space

PARCEL NUMBER

- 0587800160

PARK CHARACTER AND CONTEXT

Conservation open space.



BIG CATCH PLAZA

PARK INFORMATION

- Marine View Drive South and 7th Avenue South
- 0.38 acres
- Mini Park

PARCEL NUMBER

- N/A - ROW

OTHER FACILITIES

- Benches
- Landscaping
- Lighting
- Planters
- Plaza
- Public art

PARK CHARACTER AND CONTEXT

Big Catch Plaza is a gateway to the Des Moines Marina District. A fine art sculpture is surrounded by a concrete and brick plaza with decorative planters, trees, and flowerbeds.

PARK ISSUES

- Homelessness

NEEDS

- Recaulk concrete joints
- Add pots to provide separation from street
- Re-powder coat light poles, benches, and trash receptacles
- Repair broken tiles around base of statue steps
- Install skate stops
- Add electrical and data for readerboard, holiday lights, and events
- Add readerboard
- Clean pavement, annually
- Repair/replace engraved paver area
- Refresh landscaping



BLUFFS AT REDONDO

PARK INFORMATION

- East of South 277th Place and 13th Avenue South
- 0.27 acres
- Type: Open Space

PARCEL NUMBER

- 087390TR-C

PARK CHARACTER AND CONTEXT

Conservation open space.



CAMERON'S CROSSING

PARK INFORMATION


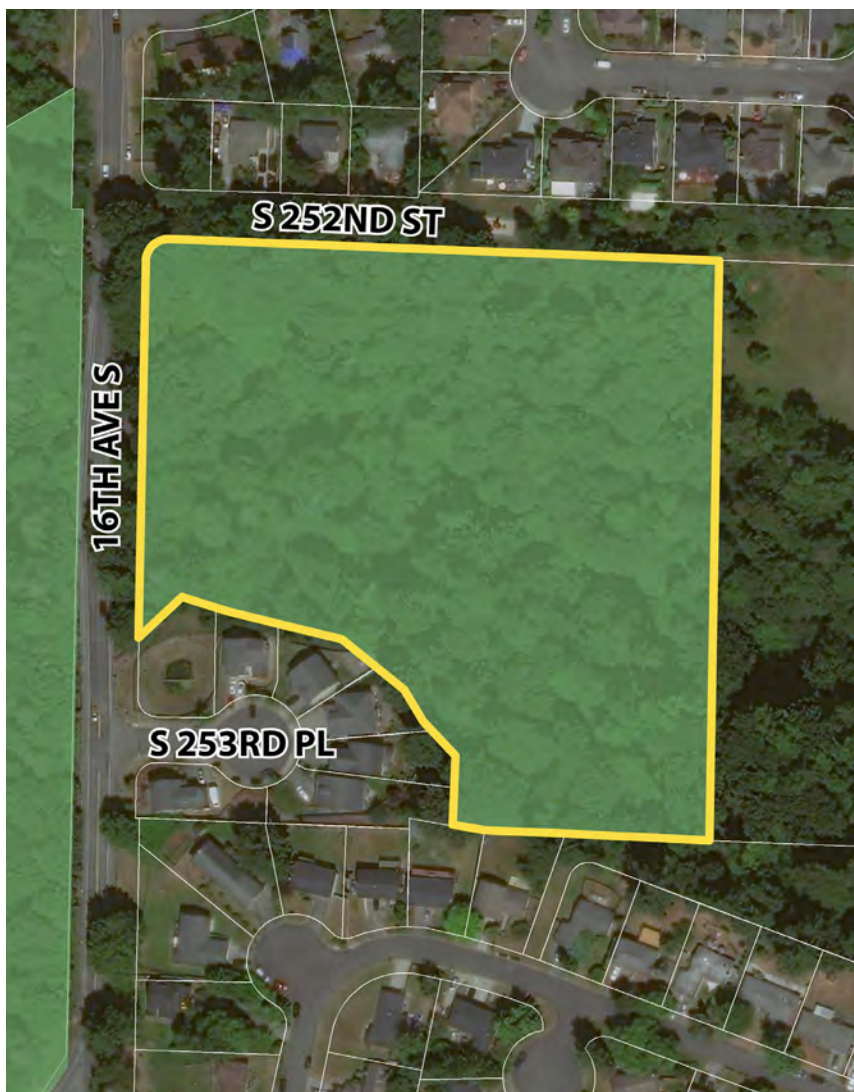

- 16th Avenue South and South 252nd Street
- 7.35 acres
- Type: Open Space

PARCEL NUMBER

- 1313900080

PARK CHARACTER AND CONTEXT

Conservation open space.



CECIL POWELL PARK

PARK INFORMATION

- South 250th Street and 13th Place South
- 0.17 acres
- Type: Mini Park

PARCEL NUMBER

- 7523850200

OTHER FACILITIES

- Benches
- Picnic tables

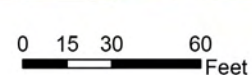


PARK CHARACTER AND CONTEXT

Small neighborhood park for children and families with lawn and benches.

NEEDS

- Replace the play structure that was removed (2022-2027 CIP project)
- Renovation for ADA compliance (2022-2027 CIP project)
- Picnic table and bench replacement (2022-2027 CIP project)
- Fence replacement
- Improve trail connection to South 250th St
- Replace irrigation
- Vegetation management



CEDARBROOK OPEN SPACE

PARK INFORMATION

- South 240th Street and 20th Avenue South
- 3.87 acres
- Open Space

PARCEL NUMBER

- 1446350320

PARK CHARACTER AND CONTEXT

Conservation open space.



DES MOINES ACTIVITY CENTER

PARK INFORMATION

- 2045 South 216th Street
- 4.14 acres
- Type: Community Park

PARCEL NUMBER

- 0922049349

KEY FEATURES

- Senior Center
- Access to community park for walking trails and sports

OTHER FACILITIES

- Restrooms
- Off-street parking

PARK CHARACTER AND CONTEXT

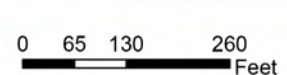
Multi-purpose facility for senior service programs, meetings, art classes, dancing, and other active and passive activities. Secondary use for community recreation.

PARK ISSUES

- After hours parking lot issues

NEEDS

- Front landscape and irrigation (2022-2027 CIP project)
- LED exterior lighting (2022-2027 CIP project)
- Parking lot lighting
- Walkway to 216th
- Exterior paint
- Roof replacement
- HVAC
- Remove/address Holly trees
- Parking lot gate
- East property line fencing
- Expand Activity Center to 20,000 sf



DES MOINES BEACH PARK

PARK INFORMATION

- 22030 Cliff Avenue South
- 21.86 acres
- Type: Waterfront

PARCEL NUMBERS

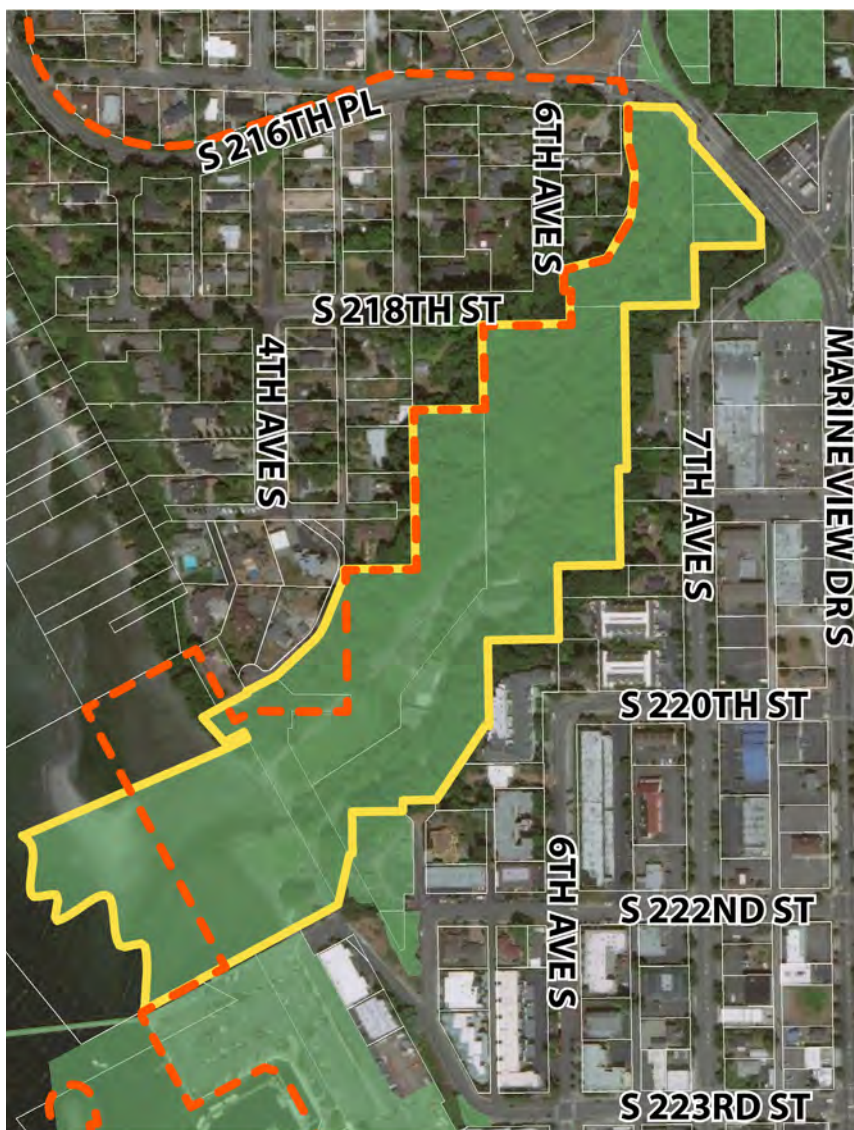
- 2009000162
- 2009000185
- 2009000300
- 2009002860
- 2009003245
- 2009003390

KEY FEATURES

- Des Moines Creek Trailhead
- Puget Sound tidal flats
- Auditorium
- Dining Hall
- Sun Home Lodge
- Founders Lodge
- Caretakers Cabin
- Non-motorized boat launch area

OTHER FACILITIES

- Off-street parking
- Picnic shelter
- Restrooms



DES MOINES BEACH PARK

PARK CHARACTER AND CONTEXT


Des Moines Beach Park is a special purpose park providing public access to Puget Sound tidal flats and Des Moines Creek. The park is the trail head of the Des Moines Creek Trail. Des Moines Beach Park also has several facilities for event rentals. The park is located at the north end of Cliff Drive and the Marina.

PARK ISSUES

- Vandalism
- Homelessness
- Invasive plant species

NEEDS

- Rehabilitation of the Sun Home Lodge (2022-2027 CIP project)
- Repair siding and paint the outside of the Founder's Lodge, replace roof, and interior improvements (2022-2027 CIP project)
- Replace bulkhead, promenade improvements, and add a play structure or water feature (2022-2027 CIP project)
- Resurface entrance and parking lot
- Add parking south of Auditorium
- Rebuild/repair wood deck overlook
- Provide public art, historical interpretation
- Improve quality of large lawn / irrigation system
- Paint interior of Auditorium every 7 years
- Paint exterior of Auditorium every 7 years
- Clean Auditorium roof annually
- Trench and add phone and data lines for dining hall



- Repair ramp to Founders Lodge
- Caretaker Cabin design and renovation
- Sports Cabin design and renovation
- Roadside Cabin design and renovation
- Plaza
- Improve beach access
- Enhancements to underwater area
- Removal or restoration of unused small buildings
- Invasive species removal



DES MOINES CREEK TRAIL

PARK INFORMATION

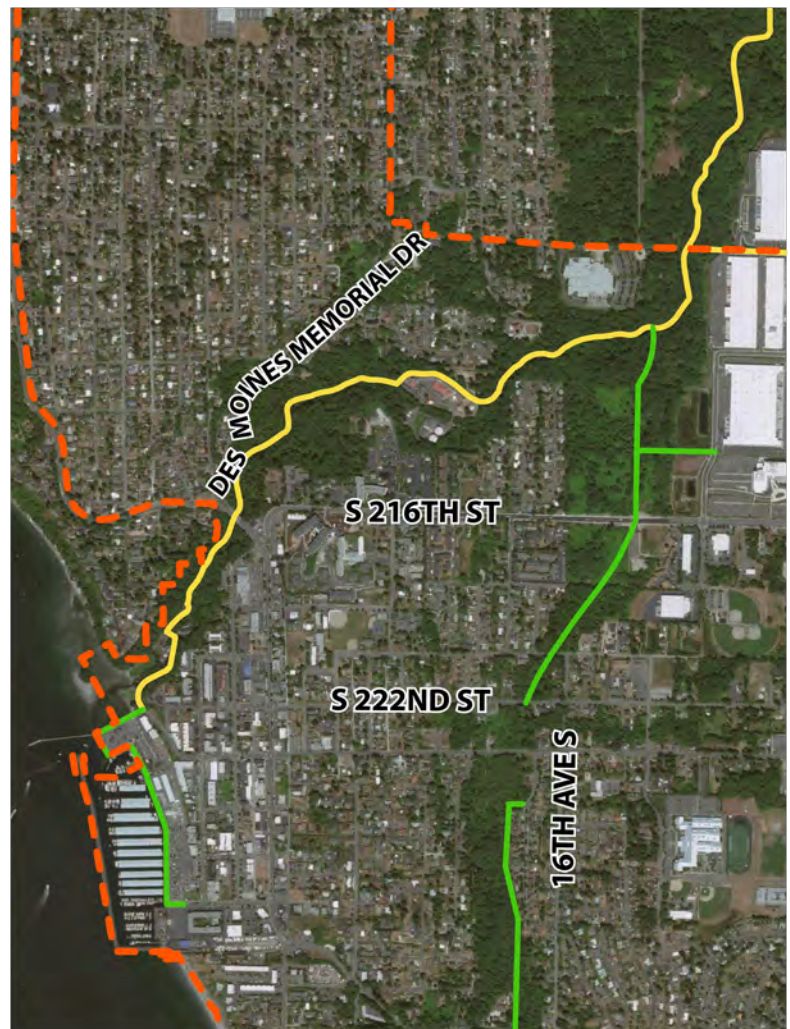
- ADA access and parking at Des Moines Beach Park or South 200th Street and Des Moines Creek in SeaTac
- 45.09 acres
- Type: Trail

PARCEL NUMBERS

- 0822049055
- 0822049076
- 0822049098
- 0822049168
- 0822049175
- 0922049006
- 2009000096
- 7893800615
- 7893800820
- 7893800855
- 7893801210
- 7893803775
- 7893803780
- 7893803815
- 7893803820
- 7893803845
- 7893803870

KEY FEATURES

- Bike and pedestrian path



DES MOINES CREEK TRAIL

PARK CHARACTER AND CONTEXT


Class 1 Trail connecting the City of Des Moines to the City of SeaTac along the Des Moines Creek. Trailheads located at Des Moines Beach Park and at South 200th Street in SeaTac.

PARK ISSUES

- Invasive plant species
- Graffiti
- Homelessness

NEEDS

- Install trail signage at Beach Park
- Plan for connection to Barnes Creek Trail
- Repair trail asphalt as needed due to flooding and erosion
- Replace Trex handrail on pedestrian bridge
- Improve parking at trail connections
- Identify and construct more neighborhood connector trails
- Invasive species removal
- Replace old stairways
- More wayfinding signage



DES MOINES MARINA AND FISHING PIER

PARK INFORMATION

- 22307 Dock Avenue South
- 40.90 acres (Marina), 0.27 acres (Fishing Pier)
- Type: Regional Park/Waterfront

PARCEL NUMBERS

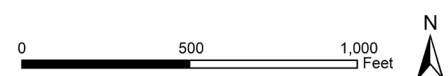
- 172204HYDR
- 082204HYDR
- 2006601340
- 2009004515

KEY FEATURES

- Boating facility
- Pedestrian activities

OTHER FACILITIES

- Restrooms
- Off-street parking



DES MOINES MARINA AND FISHING PIER

PARK CHARACTER AND CONTEXT

The Des Moines Marina is a premier community recreational boating, fishing, and pedestrian activity facility. It also features permanent moorage, guest moorage, sling hoist launch, dry sheds, fishing pier, CSR boat yard, yacht sales, and a restaurant and picnic area. The promenade will link the Marina and the Beach Park with a linear park along the waterfront.

NEEDS

- Upgrade parking system (2022-2027 CIP project)
- Marina redevelopment – see Marina Capital Improvements Plan for details (2022-2027 CIP project)
- Replace the north marina parking lot bulkhead and revetment (2022-2027 CIP project)
- Demolish and replace existing restroom in the north parking lot and create 10,000 square foot public plaza in the northwest corner of the parking lot (2022-2027 CIP project)
- Add vertical extension to the bulkhead in front of the Wasson property and create an additional 1,800 square foot plaza and a sidewalk to connect the two new plazas and the Beach Park (2022-2027 CIP project)
- Replace/repair existing bulkhead from the Marina North bulkhead terminus to the pedestrian bridge, including potential habitat restoration work (2022-2027 CIP project)
- Continue pedestrian promenade improvements from the Marina to the pedestrian bridge (2022-2027 CIP project)
- Construct play equipment or water feature at the Marina/Beach Park (2022-2027 CIP project)
- Dredge the entrance channel of the Des Moines Marina (2022-2027 CIP project)
- Replace the fuel dispensers and approximately 150ft of pipe (2022-2027 CIP project)
- Demolition of the existing restroom and the installation of a new tenant/public restrooms (2022-2027 CIP project)
- Replace docks (as funding becomes available) (2022-2027 CIP project)
- Install new power throughout the Marina's guest moorage (2022-2027 CIP project)
- Construct an all-purpose building for multiple Marina uses (2022-2027 CIP project)
- Install new shore power pedestals and distribution wiring on docks I,J,K and L (2022-2027 CIP project)
- Sheet pile north side parking lot
- Look at circulation improvements



Google

DES MOINES MEMORIAL PARK

PARK INFORMATION

- Marine View Drive South and Des Moines Memorial Park
- 0.19 acres
- Type: Mini Park

PARCEL NUMBER

- 7893800835

PARK CHARACTER AND CONTEXT


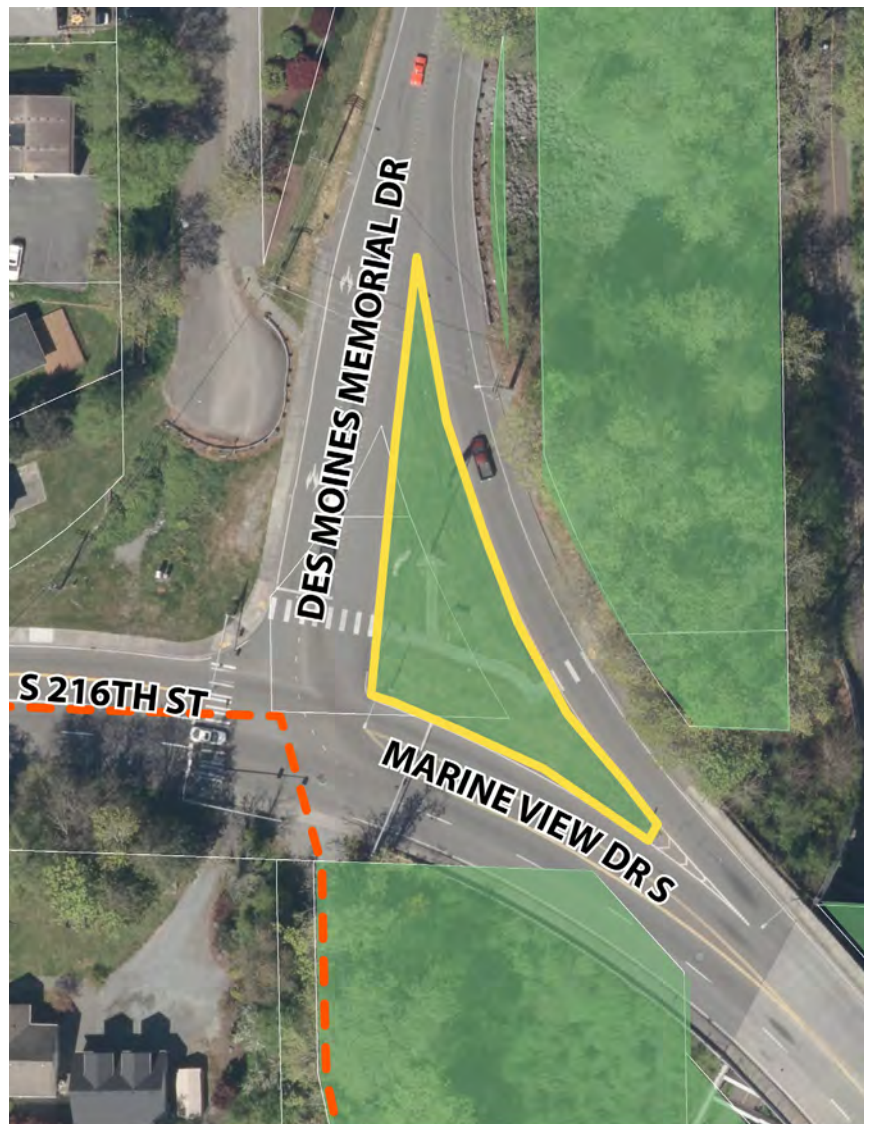
Des Moines Memorial Park is a focal point in downtown Des Moines and the terminus of Des Moines Memorial Drive. At the intersection of three of the city's major arterials, it features a flagpole surrounded by lawn.

PARK ISSUES

- Drainage

NEEDS

- Install new turf, plantings, and hardscape areas (2022-2027 CIP project)
- Improvements to the irrigation system (2022-2027 CIP project)
- Potential "Welcome to Des Moines" sign (2022-2027 CIP project)
- Install more lighting for flag pole
- Refinish flagpole again (sand, prime, and paint)
- Repair flagpole



DR. SHIRLEY B. GORDON PARK

PARK INFORMATION

- 2194 South 262nd Court
- 0.86 acres
- Type: Neighborhood Park

PARCEL NUMBER

- 4181200710

KEY FEATURES

- Play structure
- Basketball court

OTHER FACILITIES

- Off-street parking



PARK CHARACTER AND CONTEXT

An accessible neighborhood park with street parking.

PARK ISSUES

- Illegal activity

NEEDS

- Repair irrigation
- Repair drinking fountain
- Adjust basketball hoop



FIELD HOUSE PARK

PARK INFORMATION

- 1000 South 220th Street
- 5.15 acres
- Type: Community Park

PARCEL NUMBERS

- 0822049034

KEY FEATURES

- Play structure
- Two tennis courts
- Two youth softball diamonds
- Skate park

OTHER FACILITIES

- Restrooms
- Off-street parking



0 50 100 200
Feet



FIELD HOUSE PARK

PARK CHARACTER AND CONTEXT

Des Moines Field House Park has two ballfields, one with a historic covered grandstand that was completely restored in 2011. Des Moines Field House Tennis Courts are also a heavily used facility.

Des Moines Field House is the only city-owned indoor activity facility/gymnasium. The field house is the only full-log cabin in Washington State and has been designated a King County Historic Landmark. The Parks, Recreation, and Senior Services Department administrative offices are located in the Field House.

PARK ISSUES

- Irrigation repairs needed on upper half, near the Field House

NEEDS

- Replace a portion of the play structure (2022-2027 CIP project)
- Renovation for ADA compliance (2022-2027 CIP project)
- LED exterior lighting (2022-2027 CIP project)
- Paint the inside of the Field House (2022-2027 CIP project)
- Improve South 219th St entry and street frontage
- Upgrade to a multi-use court
- Restoration of picnic shelter
- Additional parking
- Replace drinking fountain
- Irrigation repairs
- Interior flooring in Field House
- Replace skate park



GRACEVIEW PARK

PARK INFORMATION

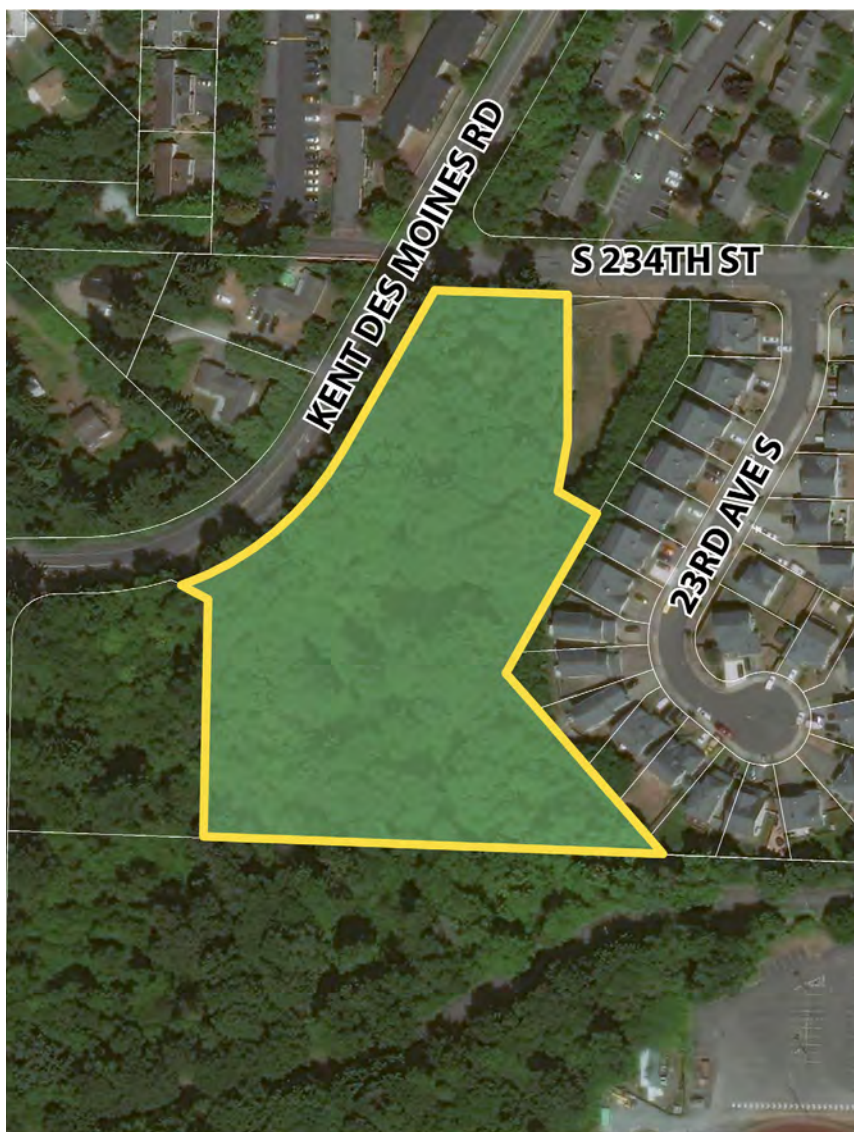
- Kent Des Moines Rd and South 234th Street
- 4.24 acres
- Type: Open Space

PARCEL NUMBER

- 2855000290

PARK CHARACTER AND CONTEXT

Conservation open space.



HAVENWOOD PARK

PARK INFORMATION

- Southwest of 16th Ave South and South 272nd St
- 0.67 acres
- Type: Neighborhood Park

PARCEL NUMBER

- 3161000650

KEY FEATURES

- Play structure

PARK CHARACTER AND CONTEXT

Small park with a play structure and stormwater detention.



HAVENWOOD WETLANDS

PARK INFORMATION

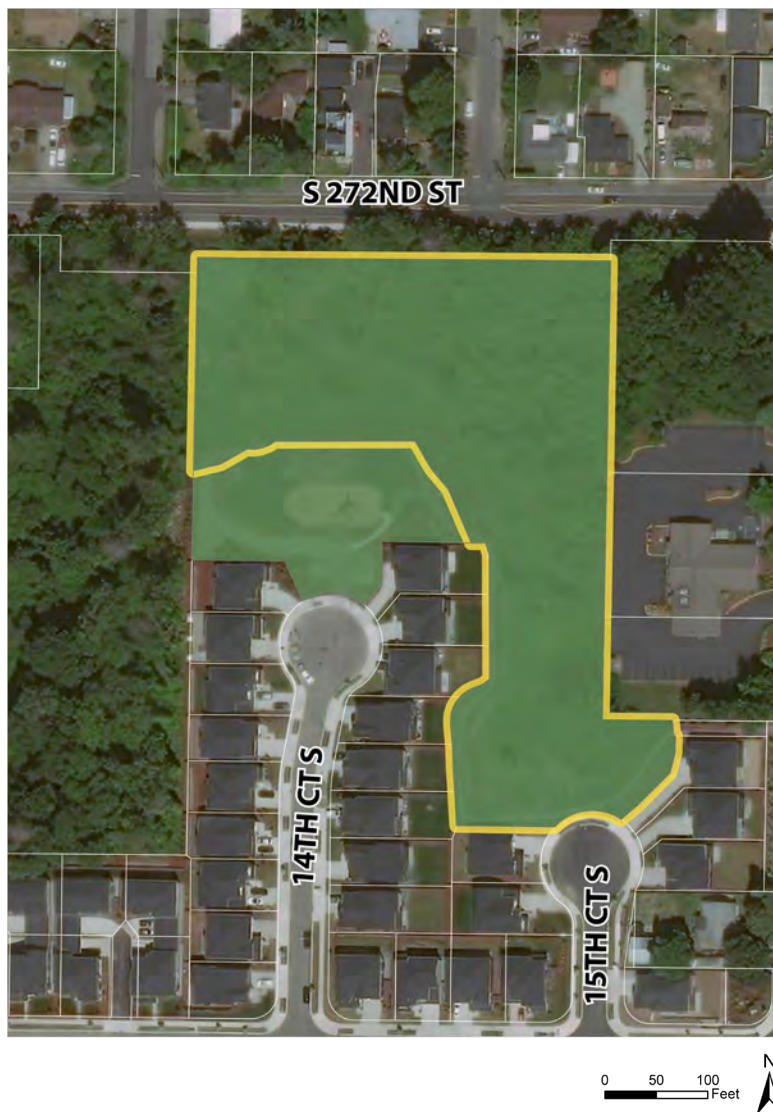
- Southwest of 16th Ave South and South 272nd St
- 2.94 acres
- Type: Open Space

PARCEL NUMBER

- 3161000660

PARK CHARACTER AND CONTEXT

Conservation open space.



KIDDIE CITY PARK

PARK INFORMATION

- South 230th Street and 21st Avenue South
- 3.99 acres
- Type: Neighborhood Park

PARCEL NUMBERS

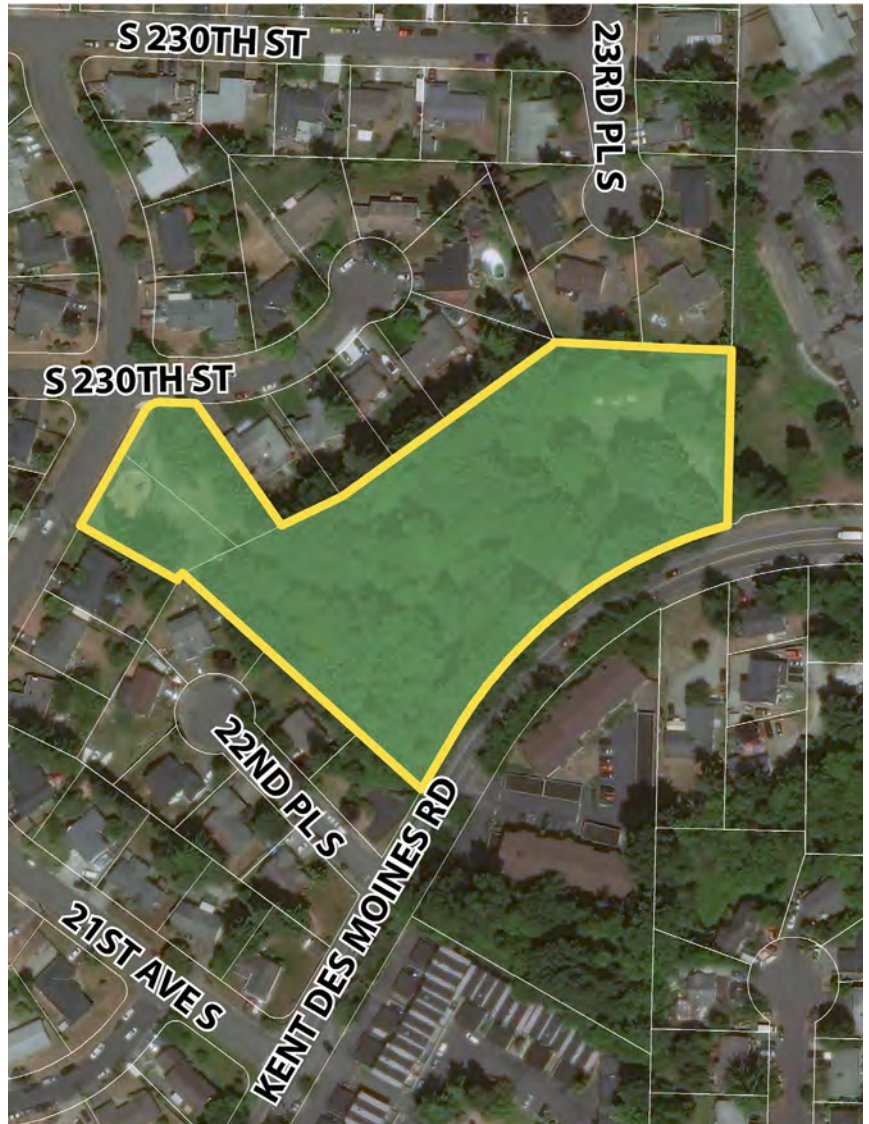
- 1622049186
- 6790600510
- 6790600520

KEY FEATURES

- Play structure
- Walking path

OTHER FACILITIES

- Picnic tables
- Benches



PARK CHARACTER AND CONTEXT

Kiddie City Park has an open lawn, trees, play equipment, nature trails, and picnic areas that overlook the Massey Creek ravine.

PARK ISSUES

- Invasive plant species

NEEDS

- Convert a portion of maintenance parking to public
- Plant meadow species in meadow area and provide open lawn area for play
- Restore creek
- Provide tree pruning or removal in ravine
- Install conifers in ravine
- Replant ravine with native understory and riparian vegetation
- Invasive species removal

MARY GAY PARK

PARK INFORMATION

- South 223rd Street and 16th Avenue South
- 1.79 acres
- Type: Neighborhood Park

PARCEL NUMBERS

- 0576000753
- 0576000755
- 0576000760

KEY FEATURES

- Community garden



PARK CHARACTER AND CONTEXT

Park with community gardening space. Highline College runs sustainable farming programming at this site. Produce grown at Mary Gay can be sold at farmer's markets.

NEEDS

- Explore opportunities for food production
- Develop Master Plan that could include:
 - Greenhouse
 - New picnic area
 - New produce washing station
 - Lighting
 - Electricity and a cooler system for crop storage



0 30 60 120
Feet



MASSEY CREEK RIGHT-OF-WAY

PARK INFORMATION

- Kent Des Moines Road South between 8th Avenue South and 10th Avenue South
- 0.81 acres
- Type: Open Space

PARCEL NUMBER

- 2011400523

PARK CHARACTER AND CONTEXT

Conservation open space for stormwater management.



0 30 60 120
Feet



MEDITERRANEAN HEIGHTS

PARK INFORMATION


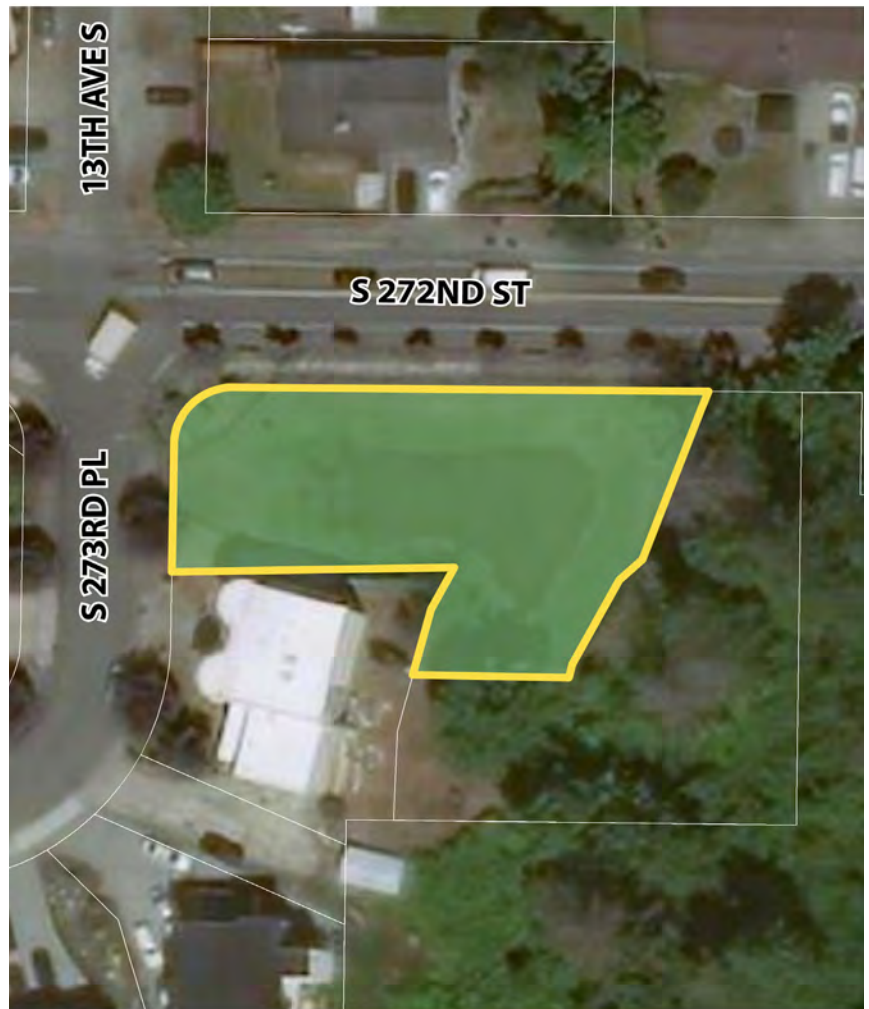
- South 272nd Street and South 273rd Place
- 0.29 acres
- Type: Open Space

PARCEL NUMBER

- 5428000130

PARK CHARACTER AND CONTEXT

Conservation open space for stormwater management.



MIDWAY PARK

PARK INFORMATION

- South 221st Street and 29th Avenue South
- 2.37 acres
- Type: Neighborhood Park

PARCEL NUMBERS

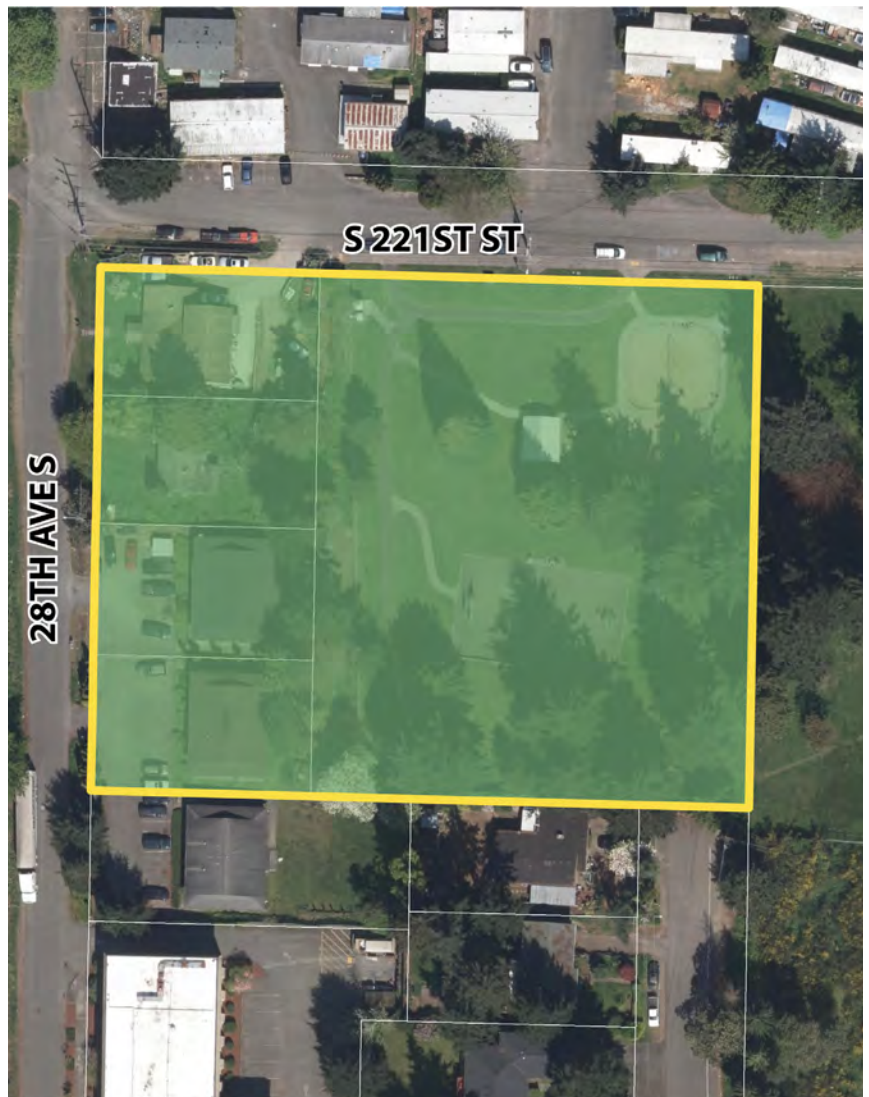
- 2156400360
- 2156400363
- 2156400364
- 2156400365
- 2156400367

KEY FEATURES

- Play structure
- Multi-sport court
- Community garden

OTHER FACILITIES

- Picnic tables



0 25 50 100
Feet



MIDWAY PARK

PARK CHARACTER AND CONTEXT

Small neighborhood park with play equipment, sports court, picnic tables, and walking paths. An undulating lawn playfield is located on Puget Sound Energy property to the east of the park.

NEEDS

- Acquire additional lot
- Clean, edge, and repair asphalt path
- Maintain shrub bed at south entrance
- Construct park expansion area per prototype
- Park renovation (2022 Site Concept) - includes pedestrian improvements, play area, edible landscaping, expanded garden, parking, curb cuts, off-leash dog area, bike parking, food truck area, and open play field

PARK ISSUES

- Vandalism
- Homelessness
- Rain barrel interpretive signage and “no trash” signage
- Shingles on storage box
- Explore opportunities to partner with Puget Sound Energy on improvements to the adjacent PSE parcel

FUTURE SITE CONCEPT



PARK INFORMATION

- South 223rd Street and Cliff Avenue South
- 0.06 Acres
- Type: Mini Park

PARCEL NUMBER

- N/A - ROW

KEY FEATURES

- Vista

OTHER FACILITIES

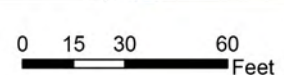
- Bench
- Picnic table

PARK CHARACTER AND CONTEXT

A mini park overlooking the Des Moines Marina.

NEEDS

- Vegetation management
- Connection to Marina



OVERLOOK II

PARK INFORMATION

- South 222nd Street and 5th Avenue South
- 0.24 acres
- Type: Mini Park

PARCEL NUMBER

- 2009004505

KEY FEATURES

- Vista
- Walking path

OTHER FACILITIES

- Picnic tables
- Benches
- Public art

PARK CHARACTER AND CONTEXT

Overlook Park II has a small lawn, a sculpture, and walking path. The park is adjacent to Sound View Park (Van Gasken).

NEEDS

- Terracing for sidewalk connection to Cliff Ave South
- Replace broken paths, widen, and repair erosion
- Control invasive species along west edge
- Control mole activity
- Connect to Sound View (Van Gasken)



PARK INFORMATION

- South 250th Street and 16th Avenue South
- 0.40 acres
- Type: Open Space

PARCEL NUMBER


- 6654000100

KEY FEATURES

- Play structure
- Basketball court
- Fitness equipment

PARK CHARACTER AND CONTEXT

Conservation open space.



PARKSIDE

PARK INFORMATION

- South 244th Street and 25th Avenue South
- 4.04 acres
- Type: Neighborhood Park

PARCEL NUMBERS

- 3600600565
- 3603000385

KEY FEATURES



- Play structure
- Basketball court
- Fitness equipment

PARK CHARACTER AND CONTEXT

Parkside Park is a small neighborhood park with sports courts and walking paths. Large trees protect the open, hilly, grassed areas in the center of the park.

PARK ISSUES

- Vandalism



PARKSIDE WETLANDS

PARK INFORMATION

- South of Parkside Park, west of 26th Avenue South, north of South 248th Street, and east of Parkside Elementary School
- 10.47 acres
- Type: Open Space

PARCEL NUMBERS

- 2122049008
- 2122049118
- 3601200085
- 3601200100
- 3601200205
- 3601200235
- 3601800015
- 3601800020
- 3601800800
- 3601800805
- 3601800825
- 3601800830
- 3601800840
- 3601800965
- 3601800980
- 3601801010

PARK CHARACTER AND CONTEXT

Parkside Wetlands is an undeveloped wetland and natural storm water retention basin. The site is heavily wooded and crossed by several walking trails. In the future, the Parkside Wetlands will be an interpretive wetlands and natural area with walking trails, parking, and connections to Parkside Elementary School.

NEEDS

- Access pathway through park
- Entrance gateways with signage
- Connections to nearby parks
- Picnic area
- Interpretive signage
- Parallel parking on South 244th St
- Tree removal and vegetation management
- Debris removal



REDONDO BEACH PARK

PARK INFORMATION

- Redondo Beach Drive South and Redondo Way South
- 3.24 acres
- Type: Waterfront

PARCEL NUMBER

- 7203601705

KEY FEATURES

- Water access
- Fishing pier

OTHER FACILITIES

- Restrooms
- Benches
- Off-street parking
- Public art



REDONDO BEACH PARK

PARK CHARACTER AND CONTEXT

Redondo Beach has a pier, boat launch, beach and boat parking lot, and boardwalk along the edge of Puget Sound. The entry plaza to the pier has a raised restroom facility, planters, rock sculptures, benches, and lights.

NEEDS

- Equip the Redondo parking lot with an automated pay parking system including gates, ticket dispensers, a pay station, on street pay and display, and neighborhood parking management (2022-2027 CIP project)
- Replace Redondo Fishing Pier and remove existing timber piles (2022-2027 CIP project)
- Replace the south side of the Redondo Boarding floats (2022-2027 CIP project)
- Replace Redondo bulkhead from MAST facility to boat launch and remove existing timber piles (2022-2027 CIP project)
- Replace pedestrian promenade (2022-2027 CIP project)
- Demolish existing restroom and replace with smaller pre-fab structure across the street. Replace restroom foundation with surface similar to rest of plaza and add railings (2022-2027 CIP project)



REDONDO HILL CLIMB

PARK INFORMATION

- Redondo Way South and Sound View Drive South
- 0.1 acre
- Type: Trail

PARCEL NUMBER

- 7204600000

PARK CHARACTER AND CONTEXT

A trail and stairway connecting Redondo Way South with the nearby neighborhood.



0 50 100 Feet



S 239TH ST BEACH ACCESS

PARK INFORMATION

- South 239th Street and 6th Avenue South
- 0.09 acres
- Type: Waterfront

PARCEL NUMBER

- N/A - ROW

KEY FEATURES

- Water access
- Vista

OTHER FACILITIES

- Benches
- Picnic area

PARK CHARACTER AND CONTEXT



A small park providing beach access and spectacular views to the local neighborhood. It has seating and a path down to the water as well as a picnic area.

PARK ISSUES

- Closure due to stairway damage

NEEDS

- Repair the stairs and reopen the park (*in progress*)



S 251ST PARK

PARK INFORMATION

- South 251st Street and Marine View Drive South
- 0.17 acres
- Type: Open Space

PARCEL NUMBER

- N/A - ROW

PARK CHARACTER AND CONTEXT

A transitional landscaping area between a neighborhood cul-de-sac and Marine View Drive South necessary to accommodate a drop-off in elevation. The top of the bank is a relatively flat grassy area with a mix of trees and decorative shrubs. There are several power poles and a fire hydrant but no park-type amenities.

NEEDS

- Remove invasives, clean up site, and add a bench



0 15 30 60
Feet



PARK INFORMATION

- 24728 16th Avenue South
- 9.29 acres
- Type: Open Space

PARCEL NUMBER

- 2122049019

KEY FEATURES

- Community garden

OTHER FACILITIES

- Off-street parking

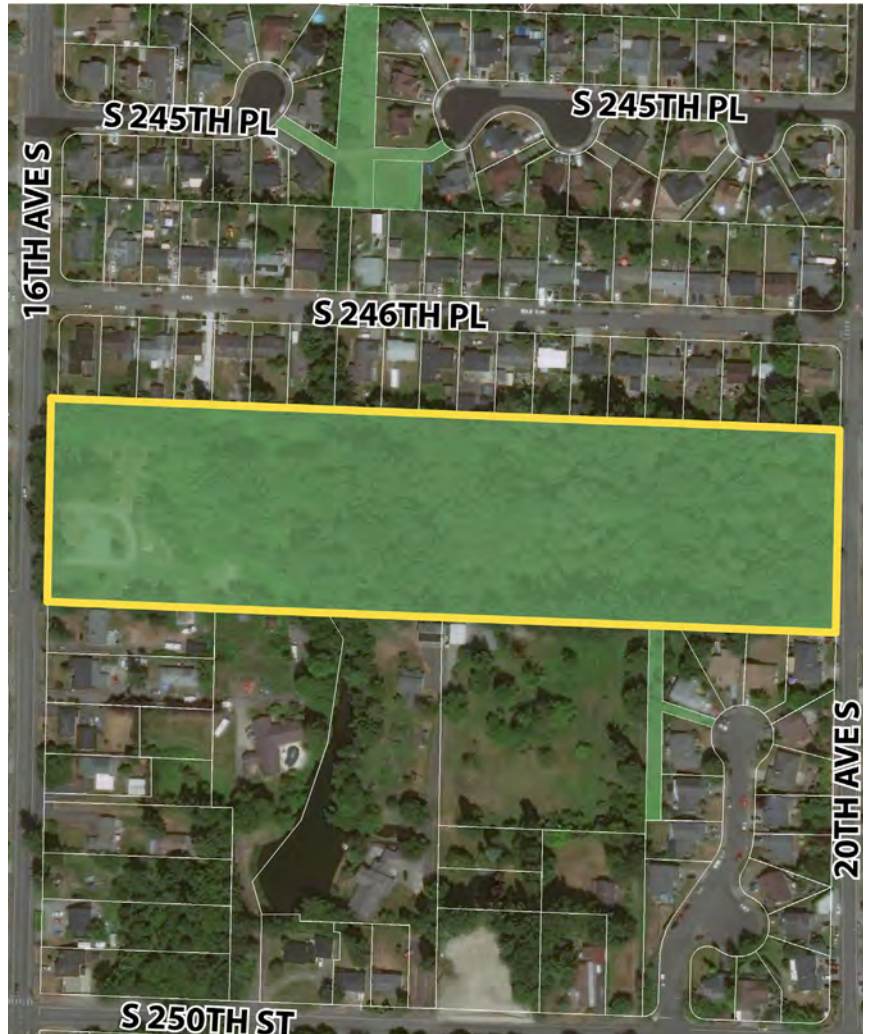


PARK CHARACTER AND CONTEXT

Sonju Park is an undeveloped natural, wooded area with a residence, outbuildings, and a community garden. The property is located south of South 245th Street between 16th and 20th Avenue South.

NEEDS

- Demolish the two existing residential structures and create interim on-site parking improvements (2022-2027 CIP project)
- Picnic shelter
- Meadow, boardwalk
- Redefine creek
- Trailhead and trail connections
- Vegetation management
- New playground
- Replace or repair and add picnic tables
- Replant orchard area
- Add irrigation
- Add food forest area
- Add restrooms



SOLA WETLANDS

PARK INFORMATION

- Northeast of Redondo Beach Dr South and Redondo Way South
- 1.73 acres
- Type: Open Space

PARCEL NUMBER

- 3222049019

PARK CHARACTER AND CONTEXT

Conservation open space..



SOUND VIEW PARK (VAN GASKEN)

PARK INFORMATION

- 402 South 222nd Street
- 0.76 acres
- Type: Mini Park

PARCEL NUMBER


- 2009003295

PARK CHARACTER AND CONTEXT

Historical property acquired by the City. The building will be removed and a large viewing platform will be built. The park will be renamed Sound View Park.

NEEDS

- Park improvements to be determined (2022-2027 CIP project)



SOUTH MARINA PARK

PARK INFORMATION

- South 227th Street and 6th Avenue South
- 0.70 acres
- Type: Mini Park

PARCEL NUMBER

- 2006601340

KEY FEATURES

- Walking paths

OTHER FACILITIES

- Off-street parking
- Picnic tables
- Benches
- Public art



Google Street View

PARK CHARACTER AND CONTEXT

South Marina Park is a mini park at the Marina's entrance designed to attract more visitors and create a passive area for picnicking and viewing the water.

NEEDS

- LED exterior lighting (2022-2027 CIP project)
- Replace two plum trees
- ADA picnic table
- Upgrade all site furnishings
- Parking lot irrigation and landscaping
- Seal coat parking lot
- Sculptures
- Remove mural



0 20 40 80
Feet



STEVEN J. UNDERWOOD MEMORIAL PARK

PARK INFORMATION

- 21800 20th Avenue South
- 16.79 acres
- Type: Community Park

PARCEL NUMBERS

- 0922049123
- 0922049131
- 0922049154
- 0922049405

KEY FEATURES

- Play structure
- 3 softball diamonds
- Walking path

OTHER FACILITIES

- Restrooms
- Off-street parking



PARK CHARACTER AND CONTEXT

This sports complex includes three softball fields, a playground, a plaza, and a walking trail around the site.

PARK ISSUES

- Unauthorized use/vandalism
- Lack of parking
- Homelessness

NEEDS

- LED exterior lighting (2022-2027 CIP project)
- Additional picnic shelter
- Expand parking (with drainage)
- Furnishings and landscaping
- Add concrete mow strips
- Add netting at backstops
- Fix uneven grades at brick plaza
- Replace dead plants
- Paint restrooms
- Fortify lighting/wiring electrical boxes
- Competition soccer field, lighting



0 100 200 400
Feet



SUNSET GARDENS

PARK INFORMATION

- 22nd Avenue South and South 254th Court
- 0.43 acres
- Type: Open Space

PARCEL NUMBERS

- 8128680130
- 8128680140

PARK CHARACTER AND CONTEXT

Conservation open space for stormwater management.



UNNAMED OPEN SPACE I

PARK INFORMATION


- 19th Place South
- 9.50 acres
- Type: Open Space

PARCEL NUMBER

- 0591200170

PARK CHARACTER AND CONTEXT

Conservation open space adjacent to Sonju Park.



WATER TOWER PARK

PARK INFORMATION

- South 208th Street and 5th Avenue South
- 0.97 acres
- Type: Neighborhood Park

PARCEL NUMBER

- 7893807285

KEY FEATURES

- Play structure
- Walking path

OTHER FACILITIES

- Benches



PARK CHARACTER AND CONTEXT

Water Tower Park is leased and managed by the City of Des Moines from Highline Water District with play equipment, benches, open lawn area, pathways, on-street parking, and irrigation.

NEEDS

- Playground upgrades
- Repair lawns, drainage, edges, etc.
- Replace wood edging with concrete curb along 5th Ave
- Improve parking on west side
- Improve parking, add ADA stall
- Provide power and security lighting



WESTWOOD PARK

PARK INFORMATION

- South 192nd Place and 6th Avenue South
- 0.41 acres
- Type: Neighborhood Park

PARCEL NUMBER

- 9323000390

KEY FEATURES

- Play structure
- Basketball half-court

OTHER FACILITIES

- Benches
- Drinking fountain
- Picnic table

PARK CHARACTER AND CONTEXT

Westwood Park is a neighborhood park for passive and active use.

NEEDS

- Rehab surface on basketball court
- Vegetation maintenance



WOODMONT PARK

PARK INFORMATION

- Woodmont Drive South and Woodmont Beach Road South
- 9.68 acres
- Type: Open Space

PARCEL NUMBERS

- 9537200075
- 9537200080

PARK CHARACTER AND CONTEXT

Woodmont Park is an undeveloped park on a wooded, sloping site.

NEEDS

- Signage and trailhead improvements
- Trail construction
- Vegetation management



Google Street View



PARK INFORMATION

- 28202 9th Ave South
- 2.06 acres
- Type: Neighborhood Park

PARCEL NUMBER

- 7203601761

KEY FEATURES

- Play structure
- Basketball half-court
- Horseshoe pits
- Fitness equipment
- Walking path

OTHER FACILITIES

- Off-street parking
- Picnic tables
- Benches
- Drinking fountain
- Gazebo



PARK CHARACTER AND CONTEXT

Wooton Park is a heavily used and popular neighborhood park providing both passive and active recreational opportunities with views of Puget Sound.

PARK ISSUES

- Unauthorized after hours activity

NEEDS

- Street frontage and parking improvements
- Repair/restore ADA path
- Repair upland pond area (drainage, planting)
- Redesign/reseed brick plaza area
- Repair lights
- Site furnishings
- Relocate basketball hoop and restripe court
- Potentially acquire Water District 54 property

APPENDIX B:

PARKS LEVEL-OF-SERVICE ANALYSIS

| | | | | | | | | | |
|---|-----------------------|---------------------------|----------------------------|---|-------------------------------|-------------------------------|----------------------------------|----------------------------|----------------|
| 2021 CITY POPULATION: | 32,820 | | | | | | | | |
| 2027 CITY POPULATION PROJECTION: | 35,764 | | | | | | | | |
| Facility Type | Mini Parks (acres) | Regional Parks (acres) | Community Parks (acres) | Special Use/ Waterfront Parks (acres) | Neighborhood Parks (acres) | Passive Open Space (acres) | Linear Parks & Trails (acres) | Total Park Land (acres) | Trails (miles) |
| Inventory | | | | | | | | | |
| Current City Park Inventory (City-owned Properties Only) | 2.50 | 40.90 | 26.08 | 25.46 | 17.15 | 62.16 | 49.97 | 221.71 | 4.81 |
| Park Inventory all parks within City (e.g., county or state parks within city limits) | 2.50 | 177.98 | 26.08 | 25.46 | 17.15 | 63.62 | 49.97 | 362.76 | 4.81 |
| Current Level-of-Service | | | | | | | | | |
| Adopted LOS Standard (per 1,000 residents) | N/A | N/A | 3.50 | N/A | 2.50 | N/A | N/A | 6.50 | 0.50 |
| Current City Park Acreage or Trail Distance Provided (per 1,000 residents) | 0.08 | 1.25 | 0.79 | 0.78 | 0.52 | 1.90 | 1.52 | 6.76 | 0.15 |
| Current Abundance or Need (acres/miles) in City | N/A | N/A | -88.79 | N/A | -64.90 | N/A | N/A | 8.38 | -11.60 |
| 2027 Projected Level-of-Service (City) | | | | | | | | | |
| Projected Park and Open Space Acreage Provided (per 1,000 residents) in 2027 | 0.07 | 1.14 | 0.73 | 0.71 | 0.48 | 1.74 | 1.40 | 6.20 | 0.13 |
| Projected Abundance or Need (acres/miles) in 2027 | N/A | N/A | -99.10 | N/A | -72.26 | N/A | N/A | -10.75 | -13.08 |

| 2021 City of Des Moines Comparison to NRPA 2021 Median Metrics (Population 20,000-49,999) | | | | |
|---|--------------------|----------------|--------|----------------|
| | City of Des Moines | NRPA 2021 | | |
| | | Lower Quartile | Median | Upper Quartile |
| Residents per Park (43 parks) | 763 | 1,207 | 1,900 | 3,083 |
| Acres of Active Parkland per 1,000 Residents | 6.76 | 5.6 | 9.8 | 15.7 |
| Miles of Trail | 4.8 | 4.0 | 8.5 | 15.8 |

APPENDIX C:

FACILITIES LEVEL-OF-SERVICE ANALYSIS

| | City of Des Moines | | | NRPA 2021 | Difference |
|---|---------------------|--------|------------------------|------------------------|------------|
| Facility | Percent of Agencies | Number | Residents per Facility | Residents per Facility | |
| Playgrounds | 94.4% | 16 | 2,051 | 2,961 | -910 |
| Basketball Courts | 87.4% | 16 | 2,051 | 7,000 | -4,949 |
| Tennis Courts | 81.4% | 10 | 3,282 | 4,819 | -1,537 |
| Baseball Fields (Adult) | 51.3% | 1 | 32,820 | 20,522 | 12,298 |
| Softball Fields (Youth) | 59.3% | 11 | 2,984 | 11,184 | -8,200 |
| Rectangular fields: Soccer Fields (Youth) | 48.9% | 8 | 4,103 | 5,833 | -1,731 |
| Rectangular fields: Football Fields | 36.5% | 1 | 32,820 | 16,584 | 16,236 |
| Swimming Pools (outdoor) | 51.5% | 0 | N/A | 25,402 | N/A |
| Dog Parks | 64.9% | 0 | N/A | 27,528 | N/A |
| Skate Parks | 39.3% | 1 | 32,820 | 31,248 | 1,572 |
| Community Gardens | 94.4% | 3 | 10,940 | 25,480 | -14,540 |

| | City of Des Moines | | | NRPA 2021 | Difference |
|---|---------------------|--------|------------------------|------------------------|------------|
| Facility | Percent of Agencies | Number | Residents per Facility | Residents per Facility | |
| Community centers | 58.6% | 3 | 10,940 | 26,099 | -15,159 |
| Recreation centers (including gyms and fitness centers) | 63.9% | 1 | 32,820 | 24,545 | 8,275 |
| Senior centers | 39.0% | 1 | 32,820 | 34,674 | -1,854 |
| Nature centers | 31.6% | 1 | 32,820 | 33,164 | -344 |
| Aquatics centers/Indoor pools | 25.0% | 1 | 32,820 | 29,790 | 3,030 |

| Facility Name | Play Structures | Basketball Court | Tennis Court (Outdoor) | Adult Baseball Diamond | Youth Softball Diamond | Dog Park | Soccer Field | Football Field | Restrooms | Off-Street Parking | Multi-purpose field | Skate Park | Community Garden | Water Access | Fishing Pier | Fitness Equipment | Track | Hiking/ Walking Trail or Boardwalk |
|---|-----------------|------------------|------------------------|------------------------|------------------------|----------|--------------|----------------|-----------|--------------------|---------------------|------------|------------------|--------------|--------------|-------------------|-------|------------------------------------|
| CITY PARKS | | | | | | | | | | | | | | | | | | |
| Big Catch Plaza | 0 | 0 | 0 | 0 | 0 | 0 | 0 | 0 | 0 | 0 | 0 | 0 | 0 | 0 | 0 | 0 | 0 | 0 |
| Cecil Powell Park | 0 | 0 | 0 | 0 | 0 | 0 | 0 | 0 | 0 | 0 | 0 | 0 | 0 | 0 | 0 | 0 | 0 | 0 |
| Des Moines Activity Center | 0 | 0 | 0 | 0 | 0 | 0 | 0 | 0 | 1 | 1 | 0 | 0 | 0 | 0 | 0 | 0 | 0 | 0 |
| Des Moines Beach Park | 0 | 0 | 0 | 0 | 0 | 0 | 0 | 0 | 0 | 1 | 0 | 0 | 0 | 0 | 0 | 0 | 0 | 1 |
| Des Moines Marina and Fishing Pier | 0 | 0 | 0 | 0 | 0 | 0 | 0 | 0 | 1 | 1 | 0 | 0 | 0 | 1 | 1 | 0 | 0 | 1 |
| Des Moines Memorial Park | 0 | 0 | 0 | 0 | 0 | 0 | 0 | 0 | 0 | 0 | 0 | 0 | 0 | 0 | 0 | 0 | 0 | 0 |
| Dr Shirley B Gordon Park | 1 | 1 | 0 | 0 | 0 | 0 | 0 | 0 | 0 | 1 | 0 | 0 | 0 | 0 | 0 | 0 | 0 | 0 |
| Field House Park | 1 | 0 | 2 | 0 | 2 | 0 | 0 | 0 | 1 | 1 | 1 | 1 | 0 | 0 | 0 | 0 | 0 | 0 |
| Havenwood Park | 1 | 0 | 0 | 0 | 0 | 0 | 0 | 0 | 0 | 0 | 0 | 0 | 0 | 0 | 0 | 0 | 0 | 0 |
| Kiddie City Park | 1 | 0 | 0 | 0 | 0 | 0 | 0 | 0 | 0 | 0 | 0 | 0 | 0 | 0 | 0 | 0 | 0 | 1 |
| Mary Gay Park | 0 | 0 | 0 | 0 | 0 | 0 | 0 | 0 | 0 | 0 | 0 | 0 | 1 | 0 | 0 | 0 | 0 | 0 |
| Midway Park | 1 | 1 | 0 | 0 | 0 | 0 | 0 | 0 | 0 | 0 | 0 | 0 | 1 | 0 | 0 | 0 | 0 | 0 |
| Overlook I | 0 | 0 | 0 | 0 | 0 | 0 | 0 | 0 | 0 | 0 | 0 | 0 | 0 | 0 | 0 | 0 | 0 | 0 |
| Overlook II | 0 | 0 | 0 | 0 | 0 | 0 | 0 | 0 | 0 | 0 | 0 | 0 | 0 | 0 | 0 | 0 | 0 | 0 |
| Parkside | 1 | 1 | 0 | 0 | 0 | 0 | 0 | 0 | 0 | 0 | 0 | 0 | 0 | 0 | 0 | 1 | 0 | 0 |
| Redondo Beach Park | 0 | 0 | 0 | 0 | 0 | 0 | 0 | 0 | 1 | 1 | 0 | 0 | 0 | 1 | 1 | 0 | 0 | 1 |
| S 239th St Beach Access | 0 | 0 | 0 | 0 | 0 | 0 | 0 | 0 | 0 | 0 | 0 | 0 | 0 | 1 | 0 | 0 | 0 | 0 |
| Sonju Park | 0 | 0 | 0 | 0 | 0 | 0 | 0 | 0 | 0 | 1 | 0 | 0 | 1 | 0 | 0 | 0 | 0 | 0 |
| Sound View (Van Gasken) | 0 | 0 | 0 | 0 | 0 | 0 | 0 | 0 | 0 | 0 | 0 | 0 | 0 | 0 | 0 | 0 | 0 | 0 |
| South Marina Park | 0 | 0 | 0 | 0 | 0 | 0 | 0 | 0 | 0 | 1 | 0 | 0 | 0 | 0 | 0 | 0 | 0 | 0 |
| Steven J Underwood Memorial Park | 1 | 0 | 0 | 0 | 3 | 0 | 0 | 0 | 1 | 1 | 0 | 0 | 0 | 0 | 0 | 0 | 0 | 0 |
| Water Tower Park | 1 | 0 | 0 | 0 | 0 | 0 | 0 | 0 | 0 | 0 | 0 | 0 | 0 | 0 | 0 | 0 | 0 | 0 |
| Westwood Park | 1 | 1 | 0 | 0 | 0 | 0 | 0 | 0 | 0 | 1 | 0 | 0 | 0 | 0 | 0 | 0 | 0 | 0 |
| Wooton Park | 1 | 1 | 0 | 0 | 0 | 0 | 0 | 0 | 0 | 1 | 0 | 0 | 0 | 0 | 0 | 0 | 0 | 0 |
| TOTAL (CITY PARKS) | 10 | 5 | 2 | 0 | 5 | 0 | 0 | 0 | 5 | 10 | 1 | 1 | 3 | 3 | 2 | 1 | 0 | 4 |
| STATE PARKS | | | | | | | | | | | | | | | | | | |
| Saltwater State Park | 0 | 0 | 0 | 0 | 0 | 0 | 0 | 0 | 1 | 1 | 0 | 0 | 0 | 1 | 0 | 0 | 0 | 1 |
| TOTAL (STATE PARKS) | 0 | 0 | 0 | 0 | 0 | 0 | 0 | 0 | 1 | 1 | 0 | 0 | 0 | 1 | 0 | 0 | 0 | 1 |
| PUBLIC SCHOOLS | | | | | | | | | | | | | | | | | | |
| HSD Interim Site | 0 | 0 | 0 | 0 | 1 | 0 | 1 | 0 | 0 | 1 | 0 | 0 | 0 | 0 | 0 | 0 | 1 | 0 |
| Des Moines Elementary School | 1 | 1 | 0 | 0 | 0 | 0 | 1 | 0 | 0 | 1 | 0 | 0 | 0 | 0 | 0 | 0 | 0 | 1 |
| Highline CC | 0 | 0 | 4 | 0 | 1 | 0 | 1 | 0 | 0 | 1 | 0 | 0 | 0 | 0 | 0 | 0 | 1 | 1 |
| Mt Rainier, Pacific Middle, and Midway Elementary | 2 | 5 | 4 | 1 | 2 | 0 | 1 | 1 | 0 | 1 | 0 | 0 | 0 | 0 | 0 | 0 | 1 | 1 |

| Facility Name | Play Structures | Basketball Court | Tennis Court (Outdoor) | Adult Baseball Diamond | Youth Softball Diamond | Dog Park | Soccer Field | Football Field | Restrooms | Off-Street Parking | Multi-purpose field | Skate Park | Community Garden | Water Access | Fishing Pier | Fitness Equipment | Track | Hiking/ Walking Trail or Boardwalk |
|-------------------------------|-----------------|------------------|------------------------|------------------------|------------------------|----------|--------------|----------------|-----------|--------------------|---------------------|------------|------------------|--------------|--------------|-------------------|-------|------------------------------------|
| North Hill Elementary School | 2 | 1 | 0 | 0 | 1 | 0 | 1 | 0 | 0 | 1 | 0 | 0 | 0 | 0 | 0 | 0 | 1 | 0 |
| Parkside Elem School | 1 | 2 | 0 | 0 | 1 | 0 | 1 | 0 | 0 | 1 | 0 | 0 | 0 | 0 | 0 | 0 | 0 | 1 |
| Woodmont K-8 | 0 | 2 | 0 | 0 | 0 | 0 | 2 | 0 | 0 | 1 | 0 | 0 | 0 | 0 | 0 | 0 | 1 | 0 |
| TOTAL (PUBLIC SCHOOLS) | 6 | 11 | 8 | 1 | 6 | 1 | 8 | 1 | 0 | 7 | 0 | 0 | 0 | 0 | 0 | 0 | 4 | 4 |
| TOTALS | | | | | | | | | | | | | | | | | | |
| Total City Facilities | 10 | 5 | 2 | 0 | 5 | 0 | 0 | 0 | 5 | 10 | 1 | 1 | 3 | 3 | 2 | 1 | 0 | 4 |
| Total State/County Facilities | 0 | 0 | 0 | 0 | 0 | 0 | 0 | 0 | 1 | 1 | 0 | 0 | 0 | 1 | 0 | 0 | 0 | 1 |
| Total School Facilities | 6 | 11 | 8 | 1 | 6 | 0 | 8 | 1 | 0 | 7 | 0 | 0 | 0 | 0 | 0 | 0 | 5 | 4 |
| TOTAL FACILITIES | 16 | 16 | 10 | 1 | 11 | 0 | 8 | 1 | 6 | 18 | 1 | 1 | 3 | 4 | 2 | 1 | 5 | 9 |

| Facility Name | Community Center | Recreation Center | Senior Center | Performance Amphitheatre | Nature Center | Stadium | Ice Rink | Teen Center | Arena | Pool (indoor) |
|------------------------------------|------------------|-------------------|---------------|--------------------------|---------------|---------|----------|-------------|-------|---------------|
| CITY PARKS | | | | | | | | | | |
| Big Catch Plaza | 0 | 0 | 0 | 0 | 0 | 0 | 0 | 0 | 0 | 0 |
| Cecil Powell Park | 0 | 0 | 0 | 0 | 0 | 0 | 0 | 0 | 0 | 0 |
| Des Moines Activity Center | 0 | 0 | 1 | 0 | 0 | 0 | 0 | 0 | 0 | 0 |
| Des Moines Beach Park | 0 | 0 | 0 | 0 | 0 | 0 | 0 | 0 | 0 | 0 |
| Des Moines Field House & Park | 0 | 1 | 0 | 0 | 0 | 0 | 0 | 0 | 0 | 0 |
| Des Moines Marina and Fishing Pier | 0 | 0 | 0 | 0 | 0 | 0 | 0 | 0 | 0 | 0 |
| Des Moines Memorial Park | 0 | 0 | 0 | 0 | 0 | 0 | 0 | 0 | 0 | 0 |
| Dr Shirley B Gordon Park | 0 | 0 | 0 | 0 | 0 | 0 | 0 | 0 | 0 | 0 |
| Havenwood Park | 0 | 0 | 0 | 0 | 0 | 0 | 0 | 0 | 0 | 0 |
| Kiddie City Park | 0 | 0 | 0 | 0 | 0 | 0 | 0 | 0 | 0 | 0 |
| Mary Gay Park | 0 | 0 | 0 | 0 | 0 | 0 | 0 | 0 | 0 | 0 |
| Midway Park | 0 | 0 | 0 | 0 | 0 | 0 | 0 | 0 | 0 | 0 |
| Overlook I | 0 | 0 | 0 | 0 | 0 | 0 | 0 | 0 | 0 | 0 |
| Overlook II | 0 | 0 | 0 | 0 | 0 | 0 | 0 | 0 | 0 | 0 |
| Parkside | 0 | 0 | 0 | 0 | 0 | 0 | 0 | 0 | 0 | 0 |
| Redondo Beach Park | 0 | 0 | 0 | 0 | 0 | 0 | 0 | 0 | 0 | 0 |
| S 239th St Beach Access | 0 | 0 | 0 | 0 | 0 | 0 | 0 | 0 | 0 | 0 |
| Saltwater State Park | 0 | 0 | 0 | 0 | 0 | 0 | 0 | 0 | 0 | 0 |
| Sound View (Van Gasken) | 0 | 0 | 0 | 0 | 0 | 0 | 0 | 0 | 0 | 0 |
| South Marina Park | 0 | 0 | 0 | 0 | 0 | 0 | 0 | 0 | 0 | 0 |
| Steven J Underwood Memorial Park | 0 | 0 | 0 | 0 | 0 | 0 | 0 | 0 | 0 | 0 |
| Water Tower Park | 0 | 0 | 0 | 0 | 0 | 0 | 0 | 0 | 0 | 0 |
| Westwood Park | 0 | 0 | 0 | 0 | 0 | 0 | 0 | 0 | 0 | 0 |
| Wooton Park | 0 | 0 | 0 | 0 | 0 | 0 | 0 | 0 | 0 | 0 |
| TOTAL (CITY PARKS) | 0 | 1 | 1 | 0 | 0 | 0 | 0 | 0 | 0 | 0 |
| STATE PARKS | | | | | | | | | | |
| Saltwater State Park | 0 | 0 | 0 | 0 | 0 | 0 | 0 | 0 | 0 | 0 |
| TOTAL (STATE PARKS) | 0 | 0 | 0 | 0 | 0 | 0 | 0 | 0 | 0 | 0 |
| PUBLIC SCHOOLS | | | | | | | | | | |
| HSD Interim Site | 0 | 0 | 0 | 0 | 0 | 0 | 0 | 0 | 0 | 0 |
| Des Moines Elementary School | 0 | 0 | 0 | 0 | 0 | 0 | 0 | 0 | 0 | 0 |
| Highline CC | 0 | 0 | 0 | 0 | 0 | 0 | 0 | 0 | 0 | 0 |
| North Hill Elementary School | 1 | 0 | 0 | 0 | 0 | 0 | 0 | 0 | 0 | 0 |

| Facility Name | Community Center | Recreation Center | Senior Center | Performance Amphitheatre | Nature Center | Stadium | Ice Rink | Teen Center | Arena | Pool (indoor) |
|---|------------------|-------------------|---------------|--------------------------|---------------|---------|----------|-------------|-------|---------------|
| Parkside Elem School | 1 | 0 | 0 | 0 | 0 | 0 | 0 | 0 | 0 | 0 |
| Woodmont K-8 | 0 | 0 | 0 | 0 | 0 | 0 | 0 | 0 | 0 | 0 |
| MaST Center Highline College | 0 | 0 | 0 | 0 | 1 | 0 | 0 | 0 | 0 | 0 |
| Mt Rainier, Pacific Middle, and Midway Elementary | 1 | 0 | 0 | 0 | 0 | 0 | 0 | 0 | 0 | 1 |
| TOTAL (PUBLIC SCHOOLS) | 3 | 0 | 0 | 0 | 1 | 0 | 0 | 0 | 0 | 1 |
| TOTALS | | | | | | | | | | |
| Total City Facilities | 0 | 1 | 1 | 0 | 0 | 0 | 0 | 0 | 0 | 0 |
| Total State/County Facilities | 0 | 0 | 0 | 0 | 0 | 0 | 0 | 0 | 0 | 0 |
| Total School Facilities | 3 | 0 | 0 | 0 | 1 | 0 | 0 | 0 | 0 | 1 |
| TOTAL FACILITIES | 3 | 1 | 1 | 0 | 1 | 0 | 0 | 0 | 0 | 1 |

APPENDIX D:

PUBLIC ENGAGEMENT

Public engagement was a key component of the planning process for the *2022-2027 PRSS Master Plan* update. This appendix includes all outreach materials and written feedback collected from outreach and engagement. Several methods were used for public engagement. The consulting team held informational booths at two Farmer's Markets in summer 2021 and hosted three open houses throughout the late summer and early fall of 2021. Residents also submitted

comments via email. Several stakeholder interviews were also conducted. Finally, a community survey was mailed to a random sample of Des Moines residents to better understand the needs of the entire city (see Appendix E).

The below comments are verbatim accounts and have not been edited for grammar, spelling, or clarity.

| Date | Event | Format | Comment |
|-----------|-----------------|---------------------------|---|
| 6/13/2021 | Farmer's Market | Ideas Board - Sticky Note | NEW PLAYGROUNDS!!!! |
| 6/13/2021 | Farmer's Market | Ideas Board - Sticky Note | Kids activities Kiddie pools Free events |
| 6/13/2021 | Farmer's Market | Ideas Board - Sticky Note | Please get rid of the homeless staying in the park: they leave excess trash and debris around the pavilion + auditorium. |
| 6/13/2021 | Farmer's Market | Ideas Board - Sticky Note | Interested in "enhancements" to under water off Des Moines Beach Park |
| 6/13/2021 | Farmer's Market | Ideas Board - Sticky Note | Splash park please! |
| 6/13/2021 | Farmer's Market | Ideas Board - Sticky Note | More garbage cans on trails Lights at trail entrances to Barnes Creek Trail |
| 6/13/2021 | Farmer's Market | Ideas Board - Sticky Note | Larger, more modern bathrooms at Des Moines Marina |
| 6/13/2021 | Farmer's Market | Ideas Board - Sticky Note | More maps of trails around Des Moines Creek Trail Public emergency telephones |
| 6/13/2021 | Farmer's Market | Ideas Board - Sticky Note | Playground at the marina |
| 6/13/2021 | Farmer's Market | Ideas Board - Sticky Note | Bike route signs to P.O.I (like parks), pedestrian x-ings to parks |
| 6/13/2021 | Farmer's Market | Ideas Board - Sticky Note | Please reopen the park at: 600 South 239th Str New pool?! (Mt. Rainier is getting full). Dog waste clean-up enforcement |
| 6/13/2021 | Farmer's Market | Ideas Board - Sticky Note | Reach out to Master Gardeners for help w/ orchard at Daisy S. Community Center |
| 6/13/2021 | Farmer's Market | Ideas Board - Sticky Note | Restaurant by the marina (like Breakers used to be - but better |

| Date | Event | Format | Comment |
|-----------|-------|--------|---|
| 7/20/2021 | Email | Email | <p>Good afternoon!</p> <p>I have some suggestions for consideration in the application of the Federal Stimulus the city has received.</p> <p>A little bit about myself. I have been a resident of Des Moines for 27 years, I am 43, and have three children all at quite different ages and stages. 14, 9 and 4. I graduated from Mt. Rainier HS, I work in Seatac for [redacted] and really love my commute, and my city.</p> <p>We reside at [redacted].</p> <p>Park Improvement - (not sit and have a snack park, or grow your own food kind of park, but a play park that has multiple age range equipment for play, stimulation, exercise and fun. Maybe redo the park at the clubhouse (it is very outdated, and only for very little kids), or put in a new one at the marina park where the house was removed? School playgrounds are off limits, so they shouldn't be considered as "local parks".</p> <p>* We tend to leave the area and go to Tacoma, Federal Way, Auburn, even Issaquah for parks that are fun for our kids, and do tend to spend our money on snacks and treats near those locations.</p> <p>* I tried raising funds to get playground equipment put back into Cecil Powel Park years ago, to no avail. There is nothing on the south end of Des Moines for those neighborhoods, and lower income families are less likely to travel to a park to for their children to play, and those kids need that outlet and community connection the most. Parks close to Pac Hwy are dangerous for families at this time. The increase in crime and shootings in our area is astounding and a reality that must be considered. The further from Pacific Highway, the better, the less homeless traffic, etc. A small playground to entertain kids while their parents play ball at the baseball park, sure...but a REAL park, splash park type would be AMAZING and bring families! Look to Norpoint Park, Ruston Park... it would make Des Moines a destination for other families not in our community, bring a light increase in positive traffic and keep local family spending time and money local.</p> |

| Date | Event | Format | Comment |
|-----------|-------|--------|--|
| | | | <p>Sewer Maintenance / Improvement</p> <p>* We must improve our waterways, so they can be enjoyed now, and forever. Investing in updating and improving the plants in our town will come back 100 fold in the years that follow. Not being allowed to play on our beaches because they are unsafe due to fecal matter is unacceptable.</p> <p>Safe Hangout for Older Kids - Teen nights / afternoons at the community center / Video Game Tournaments / Snacks</p> <p>Thank you for your time and consideration.</p> |
| 7/20/2021 | Email | Email | <p>To whom it may concern,</p> <p>I think we should use the money to give more kid/teen programs and also perhaps pop up dog park like they do in Kenmore.</p> <p>Thanks, [name]</p> |
| 7/22/2021 | Email | Email | <p>Hi it is very hot outside at the des Moines feild house it gets super hot during the summer and when me and my Group skate at the skatepark here. I imagine the kids who are at the park too would appreciate if you guys could ADD JUST ONE DRINKING FOUNTAIN! IT IS SO HOT PLEASE I DONT KNOW WHO ELSE TO EMAIL BUT IT IS TOO HOT, AND THIS IS A SKATPARK WITH A PLAYGROUND AND A TENNIS COURT! YOU GUYS DO NOT HAVE ONE DEINKING FOUNTAIN PLEASE ADD ONE.</p> |

| Date | Event | Format | Comment |
|-----------|-----------------|---------------------------|--|
| 7/23/2021 | Email | Email | <p>Hi there,</p> <p>> My name is [redacted] and I'm a resident in the south end of Des Moines. I found a link on Facebook to a 300 page master plan/draft that I haven't had the chance to read but I will when I get the chance (most likely when the kids are sleeping :)). Thank you for posting that, it says it was drafted in 2016 but somehow I've never seen this so if it's been out for a while my apologies for the delayed feedback. In the meantime I think it's imperative I bring up the lacking playgrounds in our neighborhood (16th Ave S.). Sonju park has space where a playground/swing set could be in place. credibly poor style of living- we are in need of urgent improvement in the very near future). The trail from Sonju park to Parkside elementary school could be a significant benefit to the students who attend there and I know parents who would volunteer to help bring something to the school where kids could do some gardening programs (so long as the trail is safe). If Sonju gardens is not a feasible place I'd hope the city is looking into our area to find suitable places to bring parks, playgrounds and programming near us.</p> <p>I'll read through the draft and plan to be present at the night out event.</p> <p>></p> <p>> Thank you for your work and effort in drafting a plan for our town. And thank you for taking my feedback.</p> <p>></p> |
| 7/24/2021 | Farmer's Market | Ideas Board - Sticky Note | Outdoor workout stations and tracks around perimeter |
| 7/24/2021 | Farmer's Market | Ideas Board - Sticky Note | Water Park like Pointe Ruston |
| 7/24/2021 | Farmer's Market | Ideas Board - Sticky Note | [next to "Water Park like Pointe Ruston"] +1 |
| 7/24/2021 | Farmer's Market | Ideas Board - Sticky Note | [next to "Water Park like Pointe Ruston"] +1 |
| 7/24/2021 | Farmer's Market | Ideas Board - Sticky Note | [circled "Water Park like Pointe Ruston"] |
| 7/24/2021 | Farmer's Market | Ideas Board - Sticky Note | Fully lit up walkway around exterior of all parks. This would enable folk to walk safely + further during evenings. A safe [unclear word] trail! |
| 7/24/2021 | Farmer's Market | Ideas Board - Sticky Note | Obstacle course or parks with themes |
| 7/24/2021 | Farmer's Market | Ideas Board - Sticky Note | Skate park - with diff. size ramps & poles to slide down :) |
| 7/24/2021 | Farmer's Market | Ideas Board - Sticky Note | To have more programs for youth. Waterpark. |

| Date | Event | Format | Comment |
|-----------|-----------------|---------------------------|---|
| 7/24/2021 | Farmer's Market | Ideas Board - Sticky Note | [circled "Waterpark"] Safe |
| 7/24/2021 | Farmer's Market | Ideas Board - Sticky Note | Accessibility |
| 7/24/2021 | Farmer's Market | Ideas Board - Sticky Note | [under "Accessibility"] Seconded |
| 7/24/2021 | Farmer's Market | Ideas Board - Sticky Note | Rubber floor near swings. Climbing walls. |
| 7/24/2021 | Farmer's Market | Ideas Board - Sticky Note | Watertown park bigger playground more things to do replace the Field House skate park smooth concrete better ramps |
| 7/24/2021 | Farmer's Market | Ideas Board - Sticky Note | All bathrooms open during peak times |
| 7/24/2021 | Farmer's Market | Ideas Board - Sticky Note | [Under "All bathrooms open during peak times"] Seconded |
| 7/24/2021 | Farmer's Market | Ideas Board - Sticky Note | Incorporate the natural environment around us! Connect nature + learning + fun! |
| 7/24/2021 | Farmer's Market | Ideas Board - Sticky Note | Replace play equip at Field House Park |
| 7/24/2021 | Farmer's Market | Ideas Board - Sticky Note | Water Taxi! |
| 7/24/2021 | Email | Email | <p>Thanks Nicole for the info and the late night response (I didn't expect that :)),</p> <p>I won't be able to go to the farmers market event I didn't know that was happening and have other commitments. But I do plan to attend the national night out on Aug. 3rd. I've provided input such as the feedback below prior to 2016 through the city surveys and I'm sad to see nothing new on our side of town (in fact the one somewhat walkable playground on the way down to saltwater state park was taken out with no replacement and the playground at saltwater state park leaves little to be desired for my elementary aged kids (sadly they ask to go to federal way/kent parks instead). I'm proud of Des Moines and want to have things my kids can do and go to in their community improve. I hope there will be some increased focus for the south side of Des Moines.</p> <p>I appreciate all that you guys do currently and have been doing in the past years!</p> <p>Best, [name]</p> |

| Date | Event | Format | Comment |
|-----------|-------------------|--------------|---|
| 7/29/2021 | Email | Email | <p>Hi all,</p> <p>Well, I'd like to see more outdoor park benches around town along sidewalks, etc...and it would be nice going forward for new businesses to have required outdoor seating when doable. Too often I walk in town and grab carry outs but can't sit and enjoy. Where there are benches, there's no shade...</p> <p>I'd also enjoy more plantings Downtown. Either planters or a grant to businesses and homeowners that want to participate growing curbside on the lawn strip of the Main Street into town. There's a resort town in Michigan that many participate in growing pansies at the curbside, along with businesses, it's a nice drive in...just an idea.</p> <p>Thanks for your time!</p> <p>[name]</p> |
| 8/3/2021 | Midway Park Event | Vision Board | <p>Safer environment</p> <p>Clean parks</p> <p>Maybe planting for more greenery</p> |
| 8/3/2021 | Midway Park Event | Vision Board | <p>Mas luz, los caminos mas abierto, me gustaria que hubiera parque de agua y mas juegos para los niños. A reglos de los banos mas banos y seguridad [More lighting, more open trails. I would like it if there was a water park and more game features for the kids. Fix/increase the bathrooms and the security of the park]</p> |
| 8/3/2021 | Midway Park Event | Vision Board | <p>Interesante es que la ciudad construye con nuestros impuestos pero tenemos que pagar por ello como el parqueo en la playa o el tren lo construyen con dinero del pueblo y el pueblo tiene que pagar por usarlos. Es importante tener espacio para parqueo y que sea free. [It is interesting that when the city builds they use our tax dollars but we also have to pay for them. For example, the parking lot on the beach and the light rail, the community paid for it and now they have to pay to use it. It is important to create space for parking and that it'd be free.]</p> |
| 8/3/2021 | Midway Park Event | Vision Board | <p>More garbage</p> <p>More police around</p> <p>Cameras</p> |

| Date | Event | Format | Comment |
|----------|-------------------|--------------|---|
| 8/3/2021 | Midway Park Event | Vision Board | Safe: I wish we can have more police patrol at dusk + Clean: basic needs. Water, restrooms it does not have to be potable water (drinking water) "Rules, Regulations" boards Fun: fixing the playground and having more options toddler area and gym features kind of think |
| 8/3/2021 | Midway Park Event | Vision Board | Fun - Older kids need more adventurous parks outdoor roller skating areas, outdoor bowling alys, outdoor biking trails... badmitten tables, life sized tic tac toe life sized chess life sized games |
| 8/3/2021 | Midway Park Event | Vision Board | Botanical gardens - kids themed garden areas and regular garden beds. A walking/tourable garden (maybe) botanical where we have water fountains, art structure, scavenger hunt kids discovery areas (like hobbit doors, kid styled benches and bridges, stone structures) |
| 8/3/2021 | Midway Park Event | Vision Board | Spray park - outside pool, slides + kiddie pool area to waddle. Spray park w/a game theme even board game theme |
| 8/3/2021 | Midway Park Event | Vision Board | Diverse pooling in art work. Ex. Kids in pictures on playgrounds should represent the kids in the community. The pictures should not only be white kids in the cartools we currently see, we should see black, hispanic, asian... kids in the photos, same for quotes. Please pull from diverse leaders + famous people |
| 8/3/2021 | Midway Park Event | Vision Board | I think a new trail would be nice if we made it very creatively and made sure it says clean and drug free. |

| Date | Event | Format | Comment |
|----------|-------|----------------|--|
| 8/4/2021 | Email | Email (part 1) | <p>Hi there,</p> <p>It was great to see the team out at Midway today! Thanks for your efforts to gather community feedback. I'm a proud citizen of Des Moines and glad to be a part of the new changes. I have some ideas that we talked about and thought I'd follow up here.</p> <p>I did receive the mailed parks and rec survey and plan to return it. I mentioned it to a few folks at midway that some of my neighbors heard of the survey and assumed every household would be receiving one. People who did receive the survey would not have known it was random unless they opened the envelope and read the letter. Folks may not have opened the questionnaire (thinking everyone in the city got one). This may be a reason for low responses if you don't get a large turnout for the returned surveys. Perhaps maybe a notice out the community may help (unless your getting the expected rate of response; then that's wonderful :)). While on this topic I wanted to share we have a good sized middle eastern, East African and Eastern Indian population. I noticed and was happy to see there was a Spanish interpreter present to support our Spanish speaking residents to participate in the open house event. Many other non English families were present at the park with children playing and not engaged in the open house (several lingered by the posters but walk away without fully participating). You may want to consider adding in interpreters or using a language line for other non English speaking families in our population so they are able to actively and comfortably participate as well (same for the written surveys).</p> <p>My family and I are excited some new things are coming. Our big wish is a city community center. There was a question about 3 phrases to summarize what we are looking for in the new plan. Things for upper elementary and young adolescents to do.</p> |

| Date | Event | Format | Comment |
|------|-------|--------|--|
| | | | <p>Our thoughts are fun/adventure, walkable botanical garden trails and diversity in art. We shared thoughts about having an</p> <ul style="list-style-type: none"> • outdoor roller skate space • small/easy and long/challenging zip lines, • younger kids tricycle race track, • open paved spaces for town competitions events such as make your own robots/race cars/boats/pumpkins...etc where kids/families can make things take them to the park and race them against other kids in the community for friendly competitions, • metal music pipes or music making structural instruments, • trail walkable botanical garden, • kid themed garden beds or just plain extra garden beds, • spray park/kiddie waddle pool, • large rope climbing structure (like the pyramid in Renton), • life sized board games (checkers, chess, tic tac tow...etc. ground can be painted or have professional structures and the pieces can be at the public library to be checked out/borrowed and returned). <p>We do need more art pieces to extend past the marina areas and throughout the city (waterfalls, uplifting sculpture pieces like the amazing Asian laughter piece in vancouver... any happy pieces are welcome). In particular, it is vital and necessary that our art paintings and art structure pieces include faces beyond white kids/people. We are an incredibly diverse community and I see little printed, art drawings that include kids of color (even in small things such as our city pamphlets and community pool newsletters). Or perhaps maybe I'm missing it if we do have a good variety. But for example the new (and awesome!) Underwood park includes pictures of only white boys and a quote from a famous white baseball player (nothing is wrong with either of these things at all & we love Babe Ruth). However my kid of color loves baseball and should read/see a reflection of himself in his community art/playgrounds as well. Please be mindful when purchasing or commissioning new art pieces to include faces of our diverse community and quotes from famous leaders and powerful figures from a variety of backgrounds.</p> |

| Date | Event | Format | Comment |
|-----------|---|--------|---|
| | | | <p>Our area in south Des Moines/Sonju park area is in serious need of critical attention (I mentioned this previous to the 2016 parks and rec master survey but nothing was done to improve our neighborhood quality in terms of parks and recreation). I've lived here for over a decade and nothing has changed in 13 years (there has even been a slight decline in what we used to have). I plan to raise my small kids here. We have a number of growing residents with young children in South Des Moines. I sincerely hope the biggest part of the master plan is not just focusing on adding to the midway park but yet this time around takes a hard look at stretching funds to reach kids/families in south Des Moines. We have no where to go in walking distance of our homes and most the kids/families I know leave to Kent/federal way for parks/rec. In particular we have very little walking sidewalks and coyotes come up to our backyard by way of the untamed trails and green belts making it unsafe for our kids to enjoy time at home in the backyard or walking the neighborhood.</p> <p>You all are doing some fantastic work and it looks like you've been busy. Thank you for what you are doing! I written my contact info on the sign up sheet at today's open house and look forward to the next public open house to review the drafted master plan. I'm very grateful to you all for working to update our parks and recreation programs :). I know some of the things I've mentioned are repetitive but I wanted to add my thoughts in a collective way. Again, thanks for listening.</p> <p>Best,</p> <p>[name]</p> |
| 8/8/2021 | SurveyMonkey - Midway Park Open House Questionnaire | Vision | <p>1st word-Adventurous- exciting large parks to engage and entertain kids older than 6 years old. Our parks in Des Moines currently only work well for very young children. 2nd word-Happy-joyful art pieces and pleasant looking park grounds. 3rd word-leisure-nice trails to bike, skate and walk.</p> |
| 8/10/2021 | Email | Email | <p>The baseball and soccer fields need to open for the public. Many residents like to access that area for walking, playing informal games, or just sit. Having people mow and water when no one can use it is a waste of tax dollars.</p> <p>[name]</p> |

| Date | Event | Format | Comment |
|-----------|--|--------|--|
| 8/10/2021 | SurveyMonkey - Midway Park Open House Questionnaire | Vision | Easy assess to parks in existent Easy assess to downtown and light rail for all residents by bus. |
| 8/11/2021 | SurveyMonkey - Midway Park Open House Questionnaire | Vision | Wildlife habitat, interactive and educational environmental focus, include recreation and inclusivity in the design like a "Food Forest". |
| 8/11/2021 | SurveyMonkey - Midway Park Open House Questionnaire | Vision | Safe parks, before & after school care programs, and kids sports programs. |
| 8/13/2021 | Email | Email | <p>Hello!</p> <p>I wanted to get some clarification on tennis court use. My son was playing tennis the morning at 8:30. There is a very large pickleball group (10-15) that meets Monday, Wednesday and Friday. I used to play with this group. Anyhow, at 9:50 they asked my son to leave. He fully intended to leave at 10 but brought up the fact that they too had been there since 8:30 using the west court. They were then planning to take the two courts.</p> <p>Meanwhile, there was a tennis player waiting for a court. My son told the pickleball group he was leaving but thought that since they had had the west court for over an hour and a half they should give up a court to the waiting tennis player. Of course, they refused.</p> <p>It was a civil discussion but certainly one that needs clarifying as this no doubt will happen again.</p> <p>Should they have given up a court to the tennis player as they had been using a court for an hour and a half?</p> <p>Thank you for your help with clearing this debate up. We just need to understand how to avoid future debates.</p> <p>Thanks! [name]</p> |

| Date | Event | Format | Comment |
|-----------|---|--------|--|
| 8/16/2021 | Email | Email | <p>Hello,</p> <p>It's my understanding that there is going to be a new parking lot for the trail off of S 200th on the road going into the corrections facility. There was quite a bit of work done in the spring clearing out part of the woods lining the west side of the trail and a chain link fence went up. There also appears to be poles for lighting maybe? But they're just lying in a heap so it's hard to tell. Anyway, after the initial clearing was completed work just stopped and nothing has changed for the last couple of months. Can you tell me what's going on and what exactly the plans are for that section of the park?</p> <p>Thank you, [name]</p> |
| 8/24/2021 | Email | Email | <p>I am not a resident of Des Moines, but I do love your town, and eat there often and walk the marina frequently. And I wasn't sure who to comment on the poor trees to, so I added both agencies.</p> <p>It has been a few days since I last visited the Marina, but the last few times that I have been there I was amazed at the beauty of the flowers as I approached the gate by Anthony's. However, the poor trees look like they are really thirsty. I do notice the bags around the bottom, but I don't know if they actually contain any water for the trees. These trees were planted recently, and we are hoping that they will make it through the summer and have a better chance next year.</p> <p>[name]</p> |
| 8/25/2021 | SurveyMonkey - Midway Park Open House Questionnaire | Vision | More spaces for play equipment for kids. Splash pad and play structures |
| 8/25/2021 | SurveyMonkey - Midway Park Open House Questionnaire | Vision | Fun and engaging parks, inclusive community programs, fun gatherings |
| 8/25/2021 | SurveyMonkey - Midway Park Open House Questionnaire | Vision | Safe and diverse park options |

| Date | Event | Format | Comment |
|-----------|--|--------|--|
| 8/25/2021 | SurveyMonkey - Midway Park Open House Questionnaire | Vision | Youth sports, youth activities and classes, safe fun gates parks |
| 8/25/2021 | SurveyMonkey - Midway Park Open House Questionnaire | Vision | Safer, cleaner, & more parks |
| 8/25/2021 | SurveyMonkey - Midway Park Open House Questionnaire | Vision | Exciting playgrounds, child friendly programs, organized community events |
| 8/25/2021 | SurveyMonkey - Midway Park Open House Questionnaire | Vision | Healthy urban Forest, green spaces and parks Inclusive art community with opportunities Family recreation programs, classes, camps, sports, childcare |
| 8/25/2021 | SurveyMonkey - Midway Park Open House Questionnaire | Vision | Safe parks |
| 8/25/2021 | SurveyMonkey - Midway Park Open House Questionnaire | Vision | More activities for children under age 18. |
| 8/25/2021 | SurveyMonkey - Midway Park Open House Questionnaire | Vision | Safe parks Recreational programs for kids of all ages Local access |
| 8/25/2021 | SurveyMonkey - Midway Park Open House Questionnaire | Vision | Safe parks, affordable childcare, youth sports |
| 8/25/2021 | SurveyMonkey - Midway Park Open House Questionnaire | Vision | accessible, safe, clean |
| 8/25/2021 | SurveyMonkey - Midway Park Open House Questionnaire | Vision | Safe parks, before and after school childcare. |
| 8/26/2021 | SurveyMonkey - Midway Park Open House Questionnaire | Vision | Nature hikes, safe, lots of young family support and programs, activities for kids |
| 8/26/2021 | SurveyMonkey - Midway Park Open House Questionnaire | Vision | More community gardens ! More inclusive programs (are there programs for vision impaired?) More information on programs available to seniors, youth and other residents. Better communication on website (many links are broken). |

| Date | Event | Format | Comment |
|-----------|--|--------|---|
| 8/26/2021 | SurveyMonkey - Midway Park Open House Questionnaire | Vision | Safe parks, better walkability with sidewalks and trails, modern facilities |
| 8/28/2021 | Email | Email | <p>Hello Des Moines city council.</p> <p>I saw someone suggest emailing to voice our opinions about spending of federal funds, so I figure I should throw in my two cents. I have read that we are considering doing repairs on the current skatepark. Please consider replacing the skatepark entirely. The layout is nonsensical, primarily due to placing a large feature in the center with smaller surrounding, so speed can't be built towards the large from small. The transitions are obviously not designed by skateboarders. Most of the features are not challenging in any way, they're frankly just bad.</p> <p>I love living here and would love to stay local to skate my park, but I've been once and never returned. SeaTac is simply too close (not to mention del ridge, south park, etc...) with amazing skateparks.</p> <p>The proposal I've seen mentions repaving and adding metal coping. Please, from the bottom of my 36 year old, likely well over a hundred skatepark visited heart.. hear me when I say this, coping and rough concrete are tip of the iceberg of problems at our skatepark. I've been to far rougher skateparks that are worlds better.</p> <p>Grindline, evergreen, spoh ranch, Dreamland are all skateparks run by skaters who will build an amazing park, even with a small foot print. Grindline is west Seattle based, evergreen is Oregon based.</p> <p>With the influx of new/incredible Parks popping up consistently (north bend, Snoqualmie, downtown Seattle, maple valley, south park additions) it would be a shame to spend funds slightly improving something that really needs replacing.</p> <p>Thanks! Des Moines rules! [name] (a homeowner on Occidental Ave)</p> |

| Date | Event | Format | Comment |
|-----------|--|-------------------------------|---|
| 8/30/2021 | SurveyMonkey - Midway Park Open House Questionnaire | Vision | Safe parks, kid friendly activities, outdoor exercise |
| 9/2/2021 | Email | Email | <p>It is very hard to find out about your parks. Most other local city web sites have a overview map of their parks and then have links to each park with information regarding what is at that park, such a play equipment, sport fields, trails etc. Often there is a map of the park.</p> <p>I have been trying to get information about Barnes Creek trail. The person at the park office was trying to be helpful by referring me to the To the Beach web site. But the regional map on that site does not have Barnes Creek names. The public works office to which I was referred to said it went from 216 to 200. Was not familiar with the TH sign on Kent Des Moines road. Would like a map.</p> <p>Walking opportunities are an important part of the park system.</p> <p>[name]</p> |
| 9/8/2021 | Activity Center Open House | Comment card | <ul style="list-style-type: none"> - like the gathering mound concept at Midway Park - what will you do about the homeless? - no more needles or homeless. |
| 9/8/2021 | Activity Center Open House | Capital Improvements Board | Increased walk/bike/roll-ability to/in parks |
| 9/8/2021 | Activity Center Open House | Capital Improvements Board | Sonju Park needs a playground and cleanup on the trail behind the garden. Tons of families with young children moving into neighborhood. |
| 9/8/2021 | Activity Center Open House | Capital Improvements Board | <p>Midway</p> <ul style="list-style-type: none"> - Rain barrel needs to have signage/ including "no trash" - Shingles needed on storage box |
| 9/8/2021 | Activity Center Open House | Capital Improvements Board | Shade |
| 9/8/2021 | Activity Center Open House | Capital Improvements Board | Increase volunteer pools, remove liability insurance requirement |
| 9/8/2021 | Activity Center Open House | Capital Improvements Board | <p>Sonju Park</p> <ul style="list-style-type: none"> *replace or repair + add picnic tables *Earmark \$ for replanting orchard area + add irrigation for drought |
| 9/8/2021 | Activity Center Open House | Capital Improvements Board | <ul style="list-style-type: none"> - more shade @ playgrounds by benches - fenced playgrounds - walkable spaces |

| Date | Event | Format | Comment |
|-----------|----------------------------|-----------------------------------|---|
| 9/8/2021 | Activity Center Open House | Capital Improvements Board | Splash Pad |
| 9/8/2021 | Activity Center Open House | Capital Improvements Board | Play areas in south end |
| 9/8/2021 | Activity Center Open House | Capital Improvements Board | class times for kids after 5pm for school age kids |
| 9/8/2021 | Activity Center Open House | Capital Improvements Board | Play equip @ Sonju |
| 9/8/2021 | Activity Center Open House | Capital Improvements Board | Art and art structure in the south of Des Moines |
| 9/8/2021 | Activity Center Open House | Capital Improvements Board | A community center in the south of Des Moines |
| 9/8/2021 | Activity Center Open House | Capital Improvements Board | Older kids need something to do |
| 9/8/2021 | Activity Center Open House | Midway Park - Gathering Mound | Like the additional parking |
| 9/8/2021 | Activity Center Open House | Midway Park - Gathering Mound | Not a fan of this community garden design |
| 9/8/2021 | Activity Center Open House | Midway Park - Gathering Mound | favorite! :) |
| 9/8/2021 | Activity Center Open House | Midway Park - Gathering Mound | - Community garden - Dog run and open space from gathering mound |
| 9/8/2021 | Activity Center Open House | Midway Park - Play for All | - Like the bike racks - Like the natural play materials |
| 9/8/2021 | Activity Center Open House | Midway Park - Walk Off Your Lunch | - Like Community garden design - Like the added parking lot |
| 9/8/2021 | Activity Center Open House | Vision | Equitable access to community involvement at all levels |
| 9/8/2021 | Activity Center Open House | Vision | In collaboration with Des Moines citizens |
| 9/13/2021 | Email | Email | I haven't looked at the master plan, so perhaps this is already included, but how about seeing some SERIOUS RECYCLING at ALL our parks!! I'm embarrassed when I'm with friends who are visiting and they assume we have a place to recycle....we had it at 1 time I believe. Thanks much, [name] waterfront lover & frequent user. |

| Date | Event | Format | Comment |
|-----------|-------|--------|---|
| 9/16/2021 | Email | Email | <p>Hello,</p> <p>My name is [name] and I am a school counselor here in the city of Des Moines. I am also a PTA board member, mother of two kids and a longtime resident of this wonderful city. I live here, work here and I'm raising my children here. This is home.</p> <p>After attending the parks and rec open house held in early September; I was interested in hearing the thoughts of our youth. I had the opportunity to talk with students in grades Kindergarten-8th grade and gather their feedback regarding our city's efforts to update the parks and recreation master plan. I spoke with over 300 students and read the parks and rec vision statement, showed them materials that were made available at the parks and rec open house (priorities list, 3 different option on midway plans and activity interest poster) and discussed their dreams for our community. I am attaching a copy of those documents with this letter. You will find the most important priorities according to our students are to create a new community recreation center, improve youth sports, arts and cultural programing, develop adventure parks and add public art.</p> <p>The students came up with ideas and an incredibly large number of kids are looking for ziplines, rope climb structures, musical instruments in the parks and new styled swings. Adventure and being inspired through play seemed to be the recurrent themes. I was caught off guard by the large interest in science experiments and requests for a STEM type club for children as young as 1st grade. Although our conversation was mostly about their neighborhoods and access to parks/rec; the kids did take a moment to look through the Midway park plans and you will see most liked the play for all design. One teacher provided commentary asking to consider ADA accessibility as folks move forward with park plans. I did not find one student who has visited the park or used the grounds. Hopefully, some of the students will take some time to visit the developed grounds at midway park but that does require an adult to find time to drive across town to enjoy the park.</p> |

| Date | Event | Format | Comment |
|------|-------|--------|---|
| | | | <p>In our discussion I've learned that out of 321 students 17 kids can mention a specific park they enjoy in the south end of Des Moines (Saltwater State Park). The rest could only mention our school playground structure and school field that they use when school is out. 27 students have mentioned a recreation program they participated in during all their years here in the city (not just the past two years). The largest event attended by our students is the beloved trick or treat path event that many are looking forward to again this coming year (several asked about increasing city fairs and community events). Alternatively, over a hundred students mentioned parks and program by name in both the city of Kent and Federal Way. We have over 4,500 students attending schools in the city of Des Moines and I think it would be a valuable use of time to attempt to gather children/youth feedback and experiences in all parts of Des Moines.</p> <p>The CDC cites that 1 in 5 children either currently or at some point have a seriously debilitating mental illness. In our city that number would play out to be over 900 students. Our Washington State Department of Health healthy youth survey shares that in our neighborhoods 30% of our kids experience depressive feelings, 25% experience high levels of anxiety, 17% considered suicide attempts and nearly 10% of students have made a suicide attempts (that's around 200 of our pre-teens and teens finding and attempting ways to harm themselves and end their life). The number of suicide attempts are rising at dangerously fast numbers. Some children go on to engage in smoking, drugs and drinking as early as 5th grade while still others disengage from a positive society and join gangs.</p> <p>I'd like to take a moment to thank our Des Moines police department. I am sometimes a part of a team of school people who call on our officers when infrequent threatening behaviors or mental health crisis arise that are beyond our control on school grounds. I must say, our officers have done a remarkable job skillfully de-escalating situation/s and/or acting when needed. I am proud of their efforts and find a sense of relief in their presence.</p> |

| Date | Event | Format | Comment |
|-----------|---|---|---|
| | | | I share these numbers because community parks and recreation programing has a unique vantage point to proactively reduce and remove barriers to unhealthy habits and encourage wellness. In terms of the numbers listed above, we feel the impact in our schools and see it in our community. It looks like children telling me they are lonely afterschool, young teens struggling to find a sense of belonging and therefore yearning for human connection during the school days, an incredibly large group of students having no sense of identity and little opportunity to explore and develop their interests/hobbies, older kids sitting around on curbs afterschool with nowhere to go, explosive behaviors during the school day from children who are angry and struggle in classrooms and children who find it difficult to focus during academic learning time as they try to cope with anxiety related tension. Knowing and see all this while also witnessing no development in parks/programing for the south end of Des Moines is a severe disservice to our youth and families who reside here. I urge you to consider capital improvement projects that will serve our youth in this part of town (south Des Moines). Please take a moment to look through the drawings from the children and see through what looks like just a request for playgrounds and straight to what the kids are really wanting: places and spaces in the neighborhood where everyone can connect to each other and to nature through parks and rec program experiences that help them to live, grow and thrive. |
| 9/27/2021 | SurveyMonkey - Midway Park Open House Questionnaire | What specific parks improvements would you like to see? | Clear bike trail connectivity for more commuting or in-town transportation, not just regional trails. Also, generally more green space with native plant species. |
| 9/27/2021 | SurveyMonkey - Midway Park Open House Questionnaire | Feedback on concepts for Midway Park | A community garden and dog part would be priorities for me. |

Let's chat about parks



The City of Des Moines is preparing an update to its Parks, Recreation and Senior Services (PRSS) Master Plan.

This plan guides decision making for future park and open space investments. The City wants to hear from you: **what do you want to see in the plan update?**

There will be multiple opportunities to share your comments and ideas for the future of parks, recreation, and senior services in Des Moines. All community input will be considered in the plan update process.

Scan here for
more information



Timeline



What's next?

The City is currently conducting outreach and engagement and will use this input to start preparing the plan update later this summer.

Contact

parksmasterplan@desmoineswa.gov

desmoineswa.gov/departments/parks_recreation



Share your ideas

for parks, recreation programs,
and senior services in Des Moines

What new senior
services would
you like to see?

What suggestions
do you have for
new and existing
recreation
programs?

If you could
create a new
park, what would
it look like?

What changes
would you
make to your
favorite park?

Please get rid
of the wooden stages
in the park, they look
drunk, trash and debris
around the park in a
condition.

NEW
PLAYGROUNDS
!!!

Interested in
"enhancements" to
to create water
off Des Moines park

MORE GARBAGE
CANS ON TRAILS
LIGHTS AT TRAIL
ENTRANCES TO
BARNES CREEK TRAIL

Splash
park
please!

Kids activities
kiddie pools
free events

Larger, more
modern entertainers
at Des Moines marina

MORE MAPS OF
TRAILS AROUND
DES MOINES GOLF
TRAIL
Public emergency
telephones

Playground
at the marina

Bike route
signs to PoI
(like parks),
pedestrian
X-signs to parks

→ Please re-open fun
park at
600 South 234th St
→ New pool?
(Mt. Renier is getting
full)
→ Dog waste clean-
up enforcement

Reach out to
Master Gardeners
for help w/
cultural at
Daisy's
Community Garden

Restaurant by
the marina
(like Broken vial
to be a better

for parks, recreation programs,
and senior services in Des Moines

What new senior services would you like to see?

Water Taxi

What are your priorities?



Place a dot sticker at your top 3 most important improvements
City-wide. Something missing? Write it in!

¿Cuáles son sus prioridades? Coloque una pegatina de puntos en las
3 características más importantes en toda la ciudad.

| | | |
|--|--|--|
| Acquire additional waterfront park land | Adquirir un terreno adicional para el parque frente al mar | |
| Additional public art | Arte público adicional | |
| Develop a new outdoor exercise/fitness area | Desarrollar una nueva área de ejercicio / fitness afuera | |
| Develop additional adult fitness and wellness programming | Desarrollar programas adicionales de fitness y bienestar para adultos | |
| Develop additional outdoor and environmental education programming | Desarrollar programas adicionales de educación ambiental | |
| Develop additional sports field capacity | Añadir campos de deportes | |
| Develop an off-leash dog park | Añadir un parque de perros sin correa | |
| Develop connectivity of trails throughout the community | Desarrollar conexiones de caminos por toda la comunidad | |
| Develop new areas for leisure games/activities (e.g. bocce) | Desarrollar nuevas áreas para juegos / actividades leysure (e.g. petanca, herradura) | |
| Develop new BMX park/pump track | Desarrollar un parque de BMX/pump track | |
| Develop new natural park spaces or preserves | Desarrollar nuevos parques naturales o conservas | |
| Develop new walking trails | Desarrollar nuevos senderos | |
| Develop outdoor adventure parks | Desarrollar parques de aventuras | |
| Develop programming for people with special needs | Desarrollar programas para personas con necesidades especiales | |
| Develop youth arts and cultural programming | Desarrollar programas de arte y cultura para los jóvenes | |
| Improve adult sports programming | Mejorar programas de deporte para los adultos | |
| Improve existing athletic fields | Mejorar campos de deportes existentes | |
| Improve existing outdoor basketball/tennis courts | Mejorar las canchas de tenis y baloncesto existentes | |
| Improve existing park buildings | Mejorar los edificios existentes del parque | |
| Improve existing park restrooms | Mejorar los baños existentes del parque | |
| Improve existing parks in general | Mejorar los parques existentes en general | |
| Improve existing picnic facilities | Mejorar las áreas de picnic existentes | |
| Improve existing playgrounds | Mejorar los patios de recreo existentes | |
| Improve existing trails | Mejorar los senderos existentes | |
| Improve other youth programming | Mejorar otros programas de jóvenes | |
| Improve park ecology (e.g., remove invasive plants) | Mejorar la ecología del parque (e.g. eliminar plantas invasoras) | |
| Improve youth sports programming | Mejorar programas de deporte de los jóvenes | |
| Marina stairs/ramp to connect downtown to marina floor | Conectar la marina con el centro via escaleras/rampa | |
| New community/recreation center | Nuevo centro comunitario / recreativo | |
| New play equipment in existing parks | Nuevo equipo de juego en parques existentes | |
| New water play area in an existing park | Nueva área de juegos acuáticos en un parque existente | |

Other ideas/Otras ideas:



Slater Park

Free access to our parks
- No parking fees



Midway Park Open House - Online questionnaire participants (What are your priorities?)

- Acquire additional waterfront park land +3
- Additional public art +1
- Develop a new outdoor exercise/fitness area +2
- Develop additional adult fitness and wellness programming +2
- Develop additional outdoor and environmental education programming +3
- Develop additional sports field capacity +1
- Develop an off-leash dog park +6
- Develop connectivity of trails throughout the community +8
- Develop new BMX park/pump track +1
- Develop new natural park spaces or preserves +7
- Develop new walking trails +3
- Develop outdoor adventure parks +3
- Develop programming for people with special needs +2
- Develop youth arts and cultural programming +7
- Improve existing outdoor basketball/tennis courts +1
- Improve existing park restrooms +2
- Improve existing parks in general +5
- Improve existing picnic facilities +1
- Improve existing playgrounds +7
- Improve existing trails +2
- Improve other youth programming +6
- Improve park ecology (e.g., remove invasive plants) +3
- Improve youth sports programming +10
- Marina stairs/ramp to connect downtown to marina floor +2
- New community/recreation center +6
- New play equipment in existing parks +8
- New water play area in an existing park +16
- Other
 - Before and after school programs
 - More sidewalks in community 251st, 240th
 - Spray parks & fully fenced in playgrounds

¿Cuáles 3 frases representa su ideal
parque, recreación, y servicios para
personas mayores en la ciudad entera?

Ejemplo:

Porques seguros
Arte y cultura
Una vida saludable

Más luz, las curvas más
abiertas
Asegurando que hubiera
fuerza de agua y más
dureza para las curvas
a lo largo de los buques
más bonitos y sencillos
Ironi vialdo

Clean: basic needs
water, restrooms it
does not have to be
potable water (drinking)

Fun: fixing the playground
and having more options
+ toddler area and gym
features. Kind of think

INTERESANTE ES QUE LA
CIUDAD CONSTRUYE CON
SUS PROPIOS IMPUESTOS
PERO SIEMPRE QUE PAGAR
HA SIDO COMO EL PROBLEMA
EN LA VIDA O AL MENOS
LO CONSIDERAN UN OBSTACULO
DEL MEDIO EL QUE LO
SIEMPRE QUE PAGAR POR
USARLOS.

ES IMPORTANTE TENER
ESPACIO PARA PAGAR
QUE SEA FÁCIL.

Fun - Cider Co.
Need more
adventurous parts
outdoor & other
skiing areas,
outdoor bowling, allys
outdoor biking
trails
badminton tables,
life sized tic-tac-toe
life sized chess
life sized games

Botanical Gardens - kids themed garden areas and regular garden beds. It's a walking tourable garden (mostly botanical) where the have water fountains, art structure, seaweeds and kids display areas (like rabbit dens, kid ~~sun~~ styled benches and bridges, stone structures).

more garbage
found
over's

Spray park -
outside pool, w/
slides & kiddie pool
area in middle.

Spray park w/ a
game theme
even board
game theme

Diverse people in art work. Ex. kids in pictures on playgrounds should represent the kids in the community. The picture should not only be white kids in the cartoons we currently see, we should see black, hispanic, asian kids in the parks. Some fun facts. Please pull from diverse people & famous people



Des Moines WA
The Waterland City

What **activities** do you like or want to try?

Place a dot sticker at your top 3 activities.
Something missing? Write it in!

*¿Cuáles actividades le gusta o quisiera intentar?
Coloque una pegatina de puntos en las 3 actividades.
¿Echando de menos algo? Agregalos!*

| | | | | | | | |
|--|--|--|--|--|--|--|--|
| | | | | | | | |
| | | | | | | | |
| | | | | | | | |
| | | | | | | | |



Midway Park Open House - online questionnaire participants (What activities do you like or want to try?)

- Basketball +8
- Tennis +5
- Baseball/Softball +6
- Pickleball +5
- Soccer +9
- Rollerblading/Rollerskating +8
- Fishing +6
- Gardening +11
- Walking/rolling +11
- Football +1
- Snorkeling/scuba +4
- Mountain biking +2
- Birdwatching +6
- Kayaking +9
- Working out +5
- Hiking +10
- Biking +7
- Swimming +10
- Dance +10
- Picnicking +9
- Volleyball +2
- Frisbee +4
- Sailing +5
- Running +8
- Skateboarding +3
- Other
 - Art classes

What **features** do you like?



Place a sticker at your favorite site features **for Midway Park.**

*¿Cuáles características del sitio le gustan?
Coloque una pegatina de puntos en las 3 características del sitio le gustan para Midway Park.*

benches
bancos



picnic tables
mesas de picnic



gardens
jardines



tree layout
diseño de árbol



restrooms
baños




parking
estacionamiento



food trucks
camiones de comida



trails
caminos




Midway Park Open House - online questionnaire participants (What amenities would you like to see at Midway Park?)

- More picnic tables +6
- Bike parking +1
- Restroom +15
- More community gardening space +2
- Parking +5
- Outdoor fitness equipment +3
- Tennis court +2
- Another picnic shelter +4
- A larger picnic shelter +3
- Space for food trucks +5
- More trees +6
- Dog park +3
- Community garden tool shed +3
- Soft-surface walking path +3
- More garbage cans +1
- More open play space +7
- Curb cuts +1
- Edible landscaping/food forest +6
- Other
 - Roller skate center, leisure lawn games, rope climbing area, zip line
 - Fenced in



Midway Park Design Activity - Participant 1

Key features: parking, food trucks, bike parking lockers, restroom, playgrounds, picnic shelters, trees, picnic tables, garden beds, half basketball court



Midway Park Design Activity - Participant 2

Key features: picnic shelters, garden beds, soccer field, parking, food trucks, bike parking lockers, restrooms.



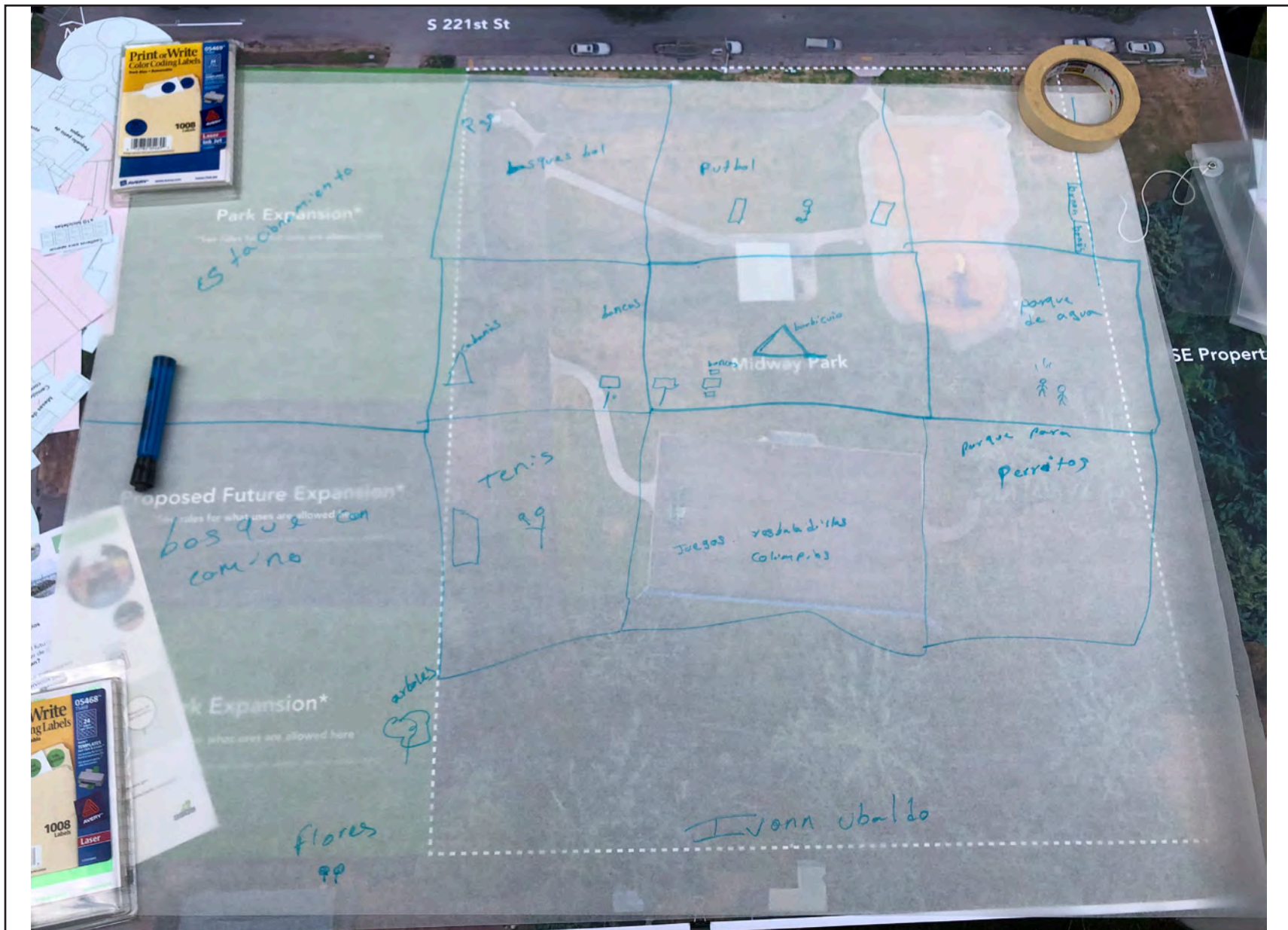
Midway Park Design Activity - Participant 3

Key features: parking, restrooms, garden beds, trees, picnic tables, picnic shelter, swimming pool, outdoor fitness equipment, tennis court, softball field, playground, food trucks, bike parking lockers



Midway Park Design Activity - Participant 4

Key features: trees, bike parking lockers, restrooms, picnic shelters, picnic tables, parking, walking path, obstacle course, trash receptacles



Midway Park Design Activity - Participant 6

Key features: water park, dog park, basketball, trees, path, flowers, tennis court, soccer field, barbeque, restrooms, benches, parking, picnic shelter, games/slide/swings



Midway Park Design Activity - Participant 7

Key features: picnic shelters, food trucks, tennis court, trees, restrooms, rope climbing, zipline, playground, parking, public art (reflecting the diversity of Des Moines residents), roller skating area, garden beds, half basketball court

Capital Improvements

These projects are included in the 2022-2027 Des Moines Capital Improvement Program.



A Barnes Creek Trail

- Complete a 2-mile multi-use trail connecting to the Des Moines Creek Trail in the north and Highline College at the south end.

B Cecil Powell Park

- Replace the play structure that was removed for safety reasons due to age and deterioration.
- Park renovation will include ADA compliance, picnic table and bench replacement.

C Des Moines Activity Center

- Irrigate and landscape the front lawn area between the building and South 216th Street.
- LED exterior lighting compliance, picnic table and bench replacement.

D Des Moines Beach Park

- Rehabilitation of the Sun Home Lodge for its continued use as a recreation facility.
- Repair siding and paint the outside of the Founders' Lodge, replace roof, and interior improvements.
- LED exterior lighting compliance, picnic table and bench replacement.

E Des Moines Fishing Pier

F Des Moines Marina

- Upgrade parking system to a user-friendly pay and display system.
- Marina redevelopment – see Marina Master Plan for details.
- Replace the north marina parking lot bulkhead and revetment.
- Demolish and replace existing restroom in the north parking lot and create 10,000 square foot public plaza in the northwest corner of the parking lot.
- Add vertical extension to the bulkhead in front of the Wason property and create an additional 1,800 square foot plaza. Includes sidewalk to connect the two new plazas and the Beach Park.
- Replace/repair existing bulkhead from the Marina North bulkhead terminus to the pedestrian bridge, including potential habitat restoration work associated with Des Moines Creek outfall and the associated marine interface.
- Continue pedestrian promenade improvements from the Marina to the pedestrian bridge, providing connectivity from the Marina to the Beach Park and Des Moines Creek Trail.
- Construct play equipment or water feature at the Beach Park.
- Dredge the entrance channel of the Des Moines Marina.
- Replace the fuel dispensers and approximately 150ft of pipe that carries the fuel to the pumps.
- Demolition of the existing restroom and the installation of a new tenant/public restrooms.
- Replace docks (as funding becomes available).
- Install new power throughout the Marina's guest moorage.
- Construct an all-purpose building for multiple Marina uses.
- Install new shore power pedestals and distribution wiring on docks L, J, K and L.
- Repair siding and paint the outside of the Founders' Lodge, replace roof, and interior improvements.
- LED exterior lighting compliance, picnic table and bench replacement.

G Des Moines Memorial Park

- Install new turf, plantings, and hardscape areas along with improvements to the irrigation system.
- Potential "Welcome to Des Moines" sign.

H Field House Park

- Replace a portion of the aging play structure. Park renovation will include ADA compliance.
- LED exterior lighting.
- Paint the inside of the Field House.

I Mary Gay Park

- Demolish the two existing residential structures and create interim on-site parking improvements.

J Midway Park

- Acquisition of another parcel adjacent to Midway Park for park expansion.

K Redondo Beach Park

- Equip the Redondo parking lot with an automated pay parking system including gates, ticket dispensers, a pay station, on-street pay and display, and neighborhood parking management.
- Replace Redondo Fishing Pier and remove existing timber piles.
- Replace the South side of the Redondo Boarding floats.
- Replace Redondo bulkhead from MAST facility to boat launch and remove existing timber piles. Replace pedestrian promenade.
- Demolish existing restroom and replace with smaller pre-fab structure across the street. Replace restroom foundation with surface similar to rest of plaza and add railings.

L Sonju Park

- Demolish the house, abandon the septic tank, and create a gravel parking area.

M Steven J. Underwood Park

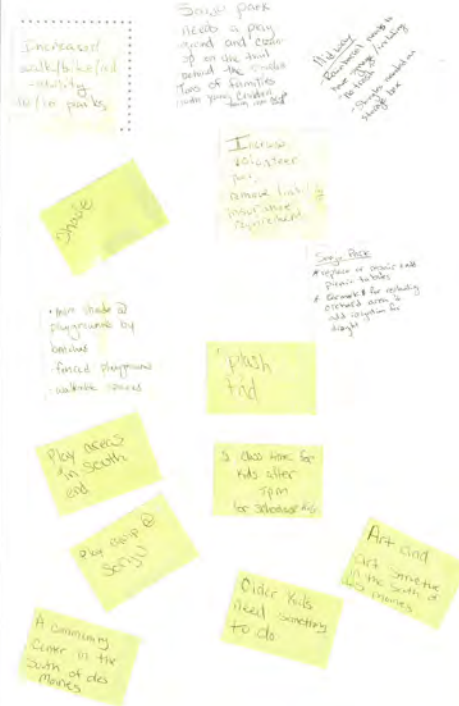
- LED exterior lighting.

N Van Gasken Park

- Make improvements to be determined.

your ideas

What parks projects would you add?



Activity Center Open House – Online questionnaire participants (What specific parks improvements would you like to see?)

- Clear bike trail connectivity for more commuting or in-town transportation, not just regional trails. Also, generally more green space with native plant species.

MIDWAY PARK

GATHERING MOUND

- 1 CENTRAL MOUND VIEW CORRIDOR
- 2 RELOCATED COMMUNITY GARDEN
- 3 RELOCATED PAVILION
- 4 NATURAL AND TRADITIONAL PLAYGROUND
- 5 GRAVEL FIGURE-8 TRAIL
- 6 SPORTS FIELD
- 7 RESTROOM
- 8 DESIGNATED FOOD TRUCK ZONE
- 9 ANGLE STREET PARKING- 2 HR LIMIT
- 10 SOUTH PROPERTY BUFFER

% OF IMPERVIOUS SURFACE PROPOSED = 1.7%



MIDWAY PARK

PLAY FOR ALL

- 1 SPORTS FIELD
- 2 NATURAL MATERIALS PLAYGROUND
- 3 DOG RUN
- 4 BIKE RACKS
- 5 LOOP TRAIL - IMPROVES EXISTING AND CONNECTS TO NEW
- 6 PAVILION W/ ELECTRICITY
- 7 RESTROOM
- 8 DESIGNATED FOOD TRUCK ZONE
- 9 PARKING LOT

% OF IMPERVIOUS SURFACE PROPOSED = 7.3%

*• like the bike racks
• like the natural play materials*



WALK OFF YOUR LUNCH

- % OF IMPERVIOUS SURFACE PROPOSED = 11.5%**

- Like community garden design
- Like the added parking lot



Activity Center Open House – Online questionnaire participants (Do you have any feedback on these concepts for Midway Park? What do you like and dislike about them?)

- A community garden and dog park would be priorities for me.

What are your priorities?



Place a dot sticker at your top 3 most important improvements City-wide. Something missing? Write it in!

| | |
|--|---------|
| Acquire additional waterfront park land | |
| Additional public art | ● ● |
| Develop a new outdoor exercise/fitness area | |
| Develop additional adult fitness and wellness programming | |
| Develop additional outdoor and environmental education programming | |
| Develop additional sports field capacity | |
| Develop an off-leash dog park | |
| Develop connectivity of trails throughout the community | ● ● |
| Develop new areas for leisure games/activities (e.g. bocce) | ● |
| Develop new BMX park/pump track | |
| Develop new natural park spaces or preserves | ● ● |
| Develop new walking trails | ● ● |
| Develop outdoor adventure parks | |
| Develop programming for people with special needs | ● |
| Develop youth arts and cultural programming | ● ● |
| Improve adult sports programming | ● |
| Improve existing athletic fields | |
| Improve existing outdoor basketball/tennis courts | |
| Improve existing park buildings | |
| Improve existing park restrooms | ● |
| Improve existing parks in general | ● ● |
| Improve existing picnic facilities | |
| Improve existing playgrounds | ● |
| Improve existing trails | ● ● |
| Improve other youth programming | ● |
| Improve park ecology (e.g., remove invasive plants) | ● |
| Improve youth sports programming | |
| Marina stairs/ramp to connect downtown to marina floor | ● ● |
| New community/recreation center | ● ● ● ● |
| New play equipment in existing parks | ● ● ● |
| New water play area in an existing park | ● |

Other ideas:

| | | | | | | | | |
|--|--|--|--|--|--|--|--|--|
| | | | | | | | | |
|--|--|--|--|--|--|--|--|--|
























Activity Center Open House - Online questionnaire participants (What are your priorities?)

- Develop additional adult fitness and wellness programming +1
- Develop connectivity of trails throughout the community +1
- Improve park ecology (e.g., remove invasive plants) +1

What **activities** do you like or want to try?

Place a dot sticker at your top 3 activities.
Something missing? Write it in!

| | | | | | | |
|---|--|---|---|--|--|--|
|  <p>Day trips</p> |  <p>Activity Center lunch</p> |  <p>Nature outings</p> |  <p>Pickleball</p> |  <p>Card games</p> |  <p>Board games</p> |  <p>Bingo</p> |
|  <p>Lunch outings</p> |  <p>Live music</p> |  <p>Bocce</p> |  <p>Movies</p> |  <p>Arts & crafts</p> |  <p>Yoga</p> |  <p>Tai Chi</p> |
|  <p>Golf outings</p> |  <p>Gardening</p> |  <p>Dances</p> |  <p>Walks</p> |  <p>Computer/ smart phone classes</p> |  <p>Fitness classes</p> |  <p>Cooking classes</p> |
| OTHER IDEAS _____ | _____ | _____ | _____ | _____ | _____ | _____ |

Share your vision



A vision statement expresses the community's values and priorities for the future of Des Moines parks, recreation, and senior services.

The following statement is a work-in-progress based on community engagement up to now.

“

Our vision is for an active, engaged Des Moines community, where our parks, open spaces, and programming are fun and accessible for all ages and abilities. As a community, we take care of our public spaces and keep them clean and safe. We protect the natural amenities that make Des Moines a beautiful place to live. There are a range of recreation options available, including sports facilities, places for gathering, places for passive recreation, and opportunities to connect with nature. There are exciting and engaging things to do in all seasons and weather. The City provides services that enhance community health, including opportunities to stay active, learn, access healthy food, and connect with others. Our seniors are supported through a range of programs and resources and are socially connected. City programming is low-cost or free and inclusive of all cultures and backgrounds. Finally, our community is actively engaged in future planning for the City's facilities and programs.

”

What would you change or add?

Equitable
access to
community
amenities at
all levels

In collaboration
with Des Moines
citizens





Parks, Recreation, and Senior Services Master Plan Update



Open House
September 8, 2021



Project Team



City Staff

Susan Cezar - Chief Strategic Officer

Nicole Nordholm - Assistant Parks Director

Kyle Ehlers - Assistant Recreation Manager

Consulting Team (AHBL, Inc.)

Wayne Carlson, FAICP - Principal

Brittany Port, AICP - Project Manager

Stefanie Hindmarch - Planner



Background

Purpose of the plan



Guiding document for Parks, Recreation, and Senior Services Department



Community engagement



Eligibility for State grants



Background

The plan process



Outreach



Inventory and
analysis of parks
system



Collecting
program
information



Identifying needs and
future projects



Background

Where we are in the process

- Farmer's Markets (~35 participants)
- Kindergarten class visit
- Midway Park Open House (~65 participants)
- Stakeholder interviews (6 organizations)
- Email comments (10+ emails)
- Community survey
- Parks inventory and analysis
- Programming information



Changes in the 2022-2027 Plan

- Community engagement
 - 2021 outreach process



Changes in the 2022-2027 Plan

- Vision statement
 - Creating a new vision statement to express community goals and values




Changes in the 2022-2027 Plan

- Level-of-service analysis
 - Update to analysis process – NRPA comparisons
 - New acreage added – Midway Park, Van Gasken Park, Mary Gay Park
 - 2021 population – 32,820
 - Estimated 2,250 new residents since 2016
 - Changes in acreage calculation

Changes in the 2022-2027 Plan

.....

- Goals and policies
 - Update to the 2020 Comprehensive Plan policies



Changes in the 2022-2027 Plan

.....

- 2022-2027 Capital Improvements Program
- Other projects and needs

Next Steps



- Public participation
- Recommendations based on survey results and public input
- Finalize draft plan
- City Council Municipal Facilities meeting
- Final plan to City Council



Contact

parksmasterplan@desmoineswa.gov
[Desmoineswa.gov/departments/parks_recreation](https://desmoineswa.gov/departments/parks_recreation)



Parks, Recreation, and Senior Services Master Plan Update



City Council Meeting
9/16/2021



Project Team



City Staff

Susan Cezar - Chief Strategic Officer

Nicole Nordholm - Assistant Parks Director

Kyle Ehlers - Recreation Manager

Consulting Team (AHBL, Inc.)

Wayne Carlson, FAICP - Principal

Brittany Port, AICP - Project Manager

Stefanie Hindmarch - Planner



Background



Purpose of the plan



Guiding document for Parks, Recreation, and Senior Services Department



Community engagement



Eligibility for State grants



Background



The plan process



Outreach



Inventory and
analysis of parks
system



Collecting
program
information



Identifying needs and
future projects



Background

Where we are in the process

- Farmer's Markets (~35 participants)
- Kindergarten class visit
- Midway Park Open House (~65 participants)
- Activity Center Open Houses (~30 participants)
- Stakeholder interviews (6 organizations)
- Email comments (10+ emails)
- Community survey (410 responses)
- Parks inventory and analysis
- Programming information



Changes in the 2022-2027 Plan

- Community engagement
 - 2021 outreach process



Changes in the 2022-2027 Plan

- Vision statement
 - Creating a new vision statement to express community goals and values




Changes in the 2022-2027 Plan

- Level-of-service analysis
 - Update to analysis process – NRPA comparisons
 - New acreage added – Midway Park, Van Gasken Park, Mary Gay Park
 - 2021 population – 32,820
 - Estimated 2,250 new residents since 2016
 - Changes in acreage calculation



Changes in the 2022-2027 Plan

- Goals and policies
 - Update to the 2020 Comprehensive Plan policies



Changes in the 2022-2027 Plan

- 2022-2027 Capital Improvements Program
- Other projects and needs



Next Steps



- Recommendations based on survey results and public input
- Finalize draft plan
- City Council Municipal Facilities meeting
- Final plan to City Council



Contact

parksmasterplan@desmoineswa.gov

Desmoineswa.gov/departments/parks_recreation



Parks, Recreation, and Senior Services Master Plan Update



City Council Meeting
11/4/2021



Project Team



City Staff

Susan Cezar - Chief Strategic Officer

Nicole Nordholm - Assistant Parks Director

Kyle Ehlers - Recreation Manager

Denise Lathrop, AICP – Planning &
Development Services Manager

Consulting Team (AHBL, Inc.)

Wayne Carlson, FAICP - Principal

Brittany Port, AICP - Project Manager

Stefanie Hindmarch - Planner



Plan Process



- Farmer's Markets (~35 participants)
- Kindergarten class visit
- Midway Park Open House (~65 participants)
- Activity Center Open Houses (~30 participants)
- Stakeholder interviews (6 organizations)
- Email/voicemail comments (16 messages)
- Community survey (410 responses)
- Parks inventory and analysis
- Programming information
- Recommendations



3

Findings – Survey



High Priority Facilities

- Walking and biking trails
- Waterfront parks
- Restrooms
- Splash pads
- Off-leash dog parks
- Natural parks and preserves

High Priority Programs

- Community festivals/special events
- Adult fitness and wellness programs
- Concerts/Movies in the park
- Farmer's market



4

Findings – Survey *(continued)*



Top three actions that households would be most willing to fund with tax dollars

- Develop connectivity of trails throughout the community (26.4%)
- Develop new walking trails (21.2%)
- Improve existing park restrooms (20.7%)

5



Findings – Survey *(continued)*



Which parks/facilities should receive the most attention from the City over the next two years?

- Des Moines Creek Trail (44.7%)
- Marina/Fishing Pier (38.7%)
- Des Moines Beach Park (28.5%)

6



Findings – Survey *(continued)*

Top reasons that households are prevented from using parks, trails, recreation facilities, or programs in Des Moines

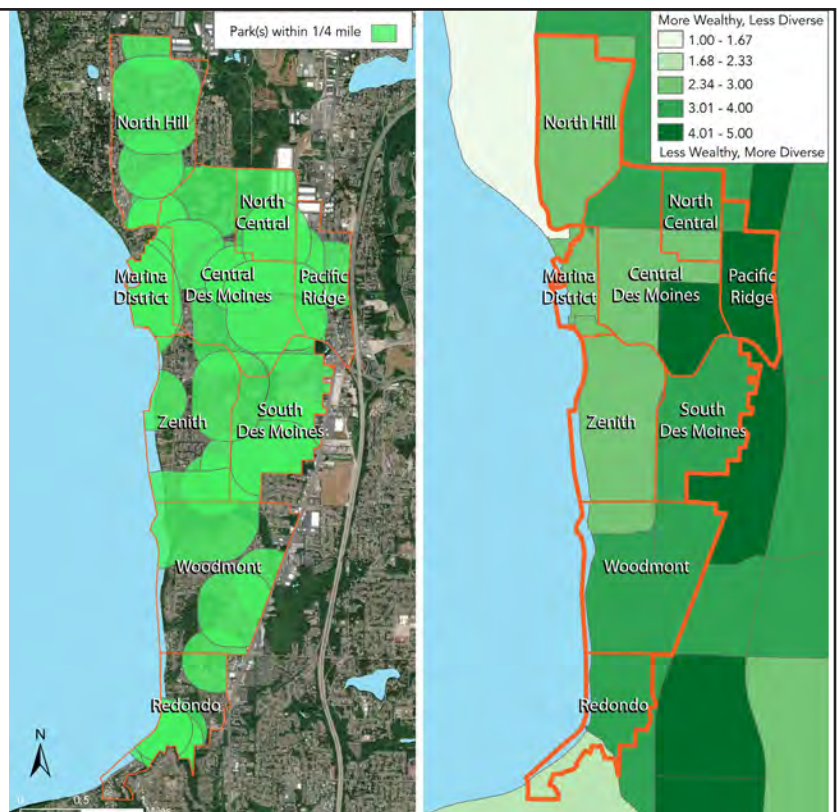
- Insufficient security/loitering (30.2%)
- Not knowing what is being offered (29.3%)
- Not knowing locations of parks/facilities (29.0%)
- Desired program/facility not being offered (21.7%)
- Lack of parking (20.2%)



7

Findings – Mapping

- ¼ mile walkshed
 - North Hill
 - Pacific Ridge
 - Zenith
 - Woodmont
 - Redondo
- King County Equity Scores (2018)



8

Note: corrections have been made to this slide to address Council comments

Themes – Outreach



- A wider variety of recreation facilities, especially for children
- A new, unique facility that attracts people from around the region
- More programming for kids and teens/reducing barriers to programming access
- Fixing or replacing play structures that have been removed or need repair
- Restrooms and water fountains at popular parks
- Expanded access to community gardening/urban farming
- Better accessibility
- Safety
- Connectivity and safe routes to parks
- Cleanliness

9



Recommendations



Facilities

- Evaluate existing parks needs for security improvements
- Explore potential acquisition of parkland for community parks, neighborhood parks, and trails
- Prioritize parkland acquisition in neighborhoods with the least existing parks access
- Explore opportunities to expand the network of walking and biking trails
- Evaluate existing parks needs for restrooms, lighting, garbage cans, water fountains, shade, accessibility improvements, and additional parking
- Evaluate existing parks for a potential new off-leash dog park, more pickleball courts, more workout stations, and expanded community gardening

10



Recommendations *(continued)*



Facilities *(continued)*

- Evaluate condition of existing play structures and replace those that have been removed
- Explore potential sites for a new, unique playground facility
- Explore opportunities for increased public art
- Prioritize more frequent vegetation maintenance
- Continued investment in open spaces and waterfront parks

Recommendations *(continued)*



Programming

- Continued and expanded event programming
- More adult fitness and wellness programs
- More physical activity programming for seniors
- More teen-centric programming
- More inclusive programming
- More opportunities for environmental education and outdoor recreation

Recommendations (continued)



Other

- Increased access to information about parks and programming
- Activity Center outreach
- Prioritize diverse hiring
- Explore ways to collaborate with other departments to address homelessness in parks



Other parks-specific recommendations are included in the draft plan for your review



13

Proposed New Policies



- *Provide additional parks facilities and recreation programming that specifically caters to the needs of children and teenagers and provides safe and productive outlets for Des Moines youth to socialize and recreate.*
- *Provide and sustain a healthy urban forest, in alignment with the Green Des Moines Partnership Urban Forest Enhancement Plan. Pursue opportunities, either through City-led initiatives or partnering with nonprofit organizations and private entities, to restore native vegetation and plant and maintain trees in City-owned parks and open spaces.*



14

Next Steps



- Draft plan to City Council
- Council review and questions period – two weeks
- Any final edits based on Council feedback
- Adoption on December 2, 2021



Contact

parksmasterplan@desmoineswa.gov

Desmoineswa.gov/departments/parks_recreation

Des Moines Senior Services
Novy Donato and Charisse Gregory

Can you tell us about your roles?

- Novy Donato - Director - do a lot of the administrative work, run the nutrition program, plan day trips. Did a lot of the programming that was done during COVID. That has come to a halt but will pick that back up as things reopen. (Novy is employed through Wesley Homes)
- Charisse Gregory - Sets up for events (for example, 40-60 come in for lunch in a typical year, pre-COVID), runs the office, takes all the payments. Does setup/tear down and greets people at the door. Also does wellness calls every Friday. (Charisse is a City employee)

What are the most popular services?

- General outings - vary by activity - could be going to a museum, botanical garden, glass blowing etc.
- Out to lunches, try new restaurants
- Can sometimes fill 2 buses to go somewhere
- Have done the theater, seminars, try to help them on as many things that we can, health/wellness, etc.
- Have a lot of activities but really need to figure out how to draw the next generation in.

Least popular?

- Everything is pretty much a success, though some seminars have been hit and miss.
- Have been mindful in pricing things fairly. Try to work with instructors/vendors that give a reasonably priced class. Try to make the classes affordable and interesting.
- Computer classes, technology classes - helped to bring in new folks

What challenges is the City facing with regards to senior services?

- Senior center is losing the next generation of seniors, trying to figure out how to bring them in, did a remodel of the building and then also trying to figure out what else they can do to bring seniors in.

Will any of the lessons that you've learned through COVID impact the way you deliver services?

- Lessen the gap between folks re: technology. Now everyone is more connected -- it was an initial shock, but now that people have adjusted, would like to touch on that again to make sure people are comfortable with technology.

How many seniors have/are being served?

- COVID hit and the lunch service actually increased. Used to serve around 50-60 (pre-COVID), then up to 100, then 120+. People were driving up, getting lunch, as they weren't going to the grocery store as much. That has since dropped down now though back to around 50 a day.

What partnerships are there?

- Lunch program – Catholic Health Services
- SeaMar - picks up lunches and delivers (this is on hold though due to lack of funding)
- Have volunteers - hostesses and volunteers in the kitchen - through Catholic Health Services.
- Other providers - come in to provide assistance (Medicare/healthcare, lawyer, foot care, social services counselor)
- The Des Moines Activity Center has a 5-year grant with the Central Area Senior Center (currently on year 3)

How many volunteers?

- Have 3 right now, when reopened would go up to 6.

Are there any specific plans to add any new programming in the next few years?

- Always room to add but limited in terms of staffing.
- Hard to plan forward during COVID because staff rely on the City and Catholic Health Services to determine when they can do dine in again.
- Have a summer walk planned with a BBQ on the patio and then a fun walk
- Would be nice to have the third staff member back at the senior center - could do more programming.

Are there any known gaps in senior services?

- Feel limited to do outreach -- there are only Novy and Charisse at the center and if one of them steps out (for example, to run outreach or market) it'll be a burden on the person who is left at the building. Haven't really been able to go out or network.

Are there non-City service providers that are active with Des Moines seniors?

- Catholic Health Services, SeaMar, shuttle service - Sound Generations

Highline College Agriculture Program and
Wakulima USA
Bobby Butler (Highline College)
David Bulindah (Wakulima USA)
Dickson Njeri (Wakulima USA)
Maura K. (Wakulima USA)

Can you tell us more about your roles at Highline College and the Sonju Community Garden?

- Bobby Butler - Sustainable Agriculture Manager - Highline College - manages two farm properties that are owned by the City of Des Moines - Sonju and Mary Gay
- David Bulindah - Operations Manager - Wakulima USA - Works with Bobby to partner with Sonju and Mary Gay - represent immigrant farmers
- Dickson Njeri - Executive Director - Wakulima USA
- Maura K - Youth Coordinator - Wakulima USA

What issues are facing the community you work with?

- Bobby - Highline started a partnership with the City in 2016 as part of a grant through King Conservation District. One of the deliverables of the grant was to expand the farmland that is used for teaching beyond the small campus demonstration farm at Highline. Campus is limited in spaces that can be expanded into. Started working with the parks department - they had spaces that were underutilized. Started with Sonju Park. Was a little underproduced this year, but next year will have more production, and Highline just received a grant that will allow them to expand and do more production. Sonju allowed them to show that they can produce a lot of food for the community. Also work with the International Rescue Committee. Both this organization and Wakulima work with the immigrant refugee population. Sonju was successful so Highline reapproached City Council and was able to expand to Mary Gay Park. The park used to have a house and 1 acre of field. Have turned 1/4 acre into a farm.
- David - Immigrants to the community have benefited from working with Highline. Improves the quality of life in the community by growing foods that are culturally relevant that the community cannot get at the regular stores. There is a lot of nutritional value from growing foods organically. Teaches kids how to do farming activities and gives them a positive start in the community. Also deals with mental health aspects of the immigrant and refugee community. Mental health as immigrants do things a little differently by participating together as a community to do group therapy. Maximizing the use of parks, immigrant population have not trusted parks for a long time, bringing back the confidence that something positive can happen in parks. Giving back, donate 10% of the produce to the Food Banks in Des Moines. Given people another way of farming in the USA. Land access is a real challenge in the community, by farming in these small parks, gives access, if the farms do well, can move to another park.

Maintenance of the parks - who do you rely on - and what about expansion?

- Bobby - Have lots of ideas about controlling invasive species and expanding the farming areas, but it was such a large thing to tackle and has fallen to the wayside. Sonju has a steward - Kim Richmond - she organizes community events where they spread wood chips on the weed areas and control the blackberries. If there was a way to better control the invasive species or hire people, we would be able to take on more land. In the forested area in the center of Sonju, where the trail is, could put in things that are low maintenance - for example: grow mushrooms, put a variety of trees in. But, would need help clearing that.
- Bobby - Mary Gay - there is a full 1 acre, but it's 160' from the creek which is within the buffer of the creek. There is potential to expand into that area which is prime farmland, but would need to prove that farm practices are not altering the water quality of the stream. Could do water testing, but could also hire someone as a third party to do that.

What permanent infrastructure is on-site?

- Have drip irrigation set up on a timer

Do you see any gaps in the Sonju program/community gardening opportunities?

- David - Would be beneficial to create areas where people can chill and have a picnic and get fresh air. Try to do an event at Mary Gay park at the end of the season to celebrate the end of the harvest. Would be good to have culturally relevant things at the park - beautiful artwork, benches that represent different cultures, things that people can find value in at community parks. But would need some help to do that. Have to get immigrant communities to believe in the importance of parks and visiting parks and mental health. It is part of the culture to value nature and connect with nature. This community has issues with obesity and nutrition, so need to help community learn about healthy farming practices. Would like to see activities, games that are relevant to their culture. There are a lot of language barriers, especially for seniors - seniors cannot communicate in English, need more forums where they can participate and people who can explain in laymen's terms. They also have the challenge of transportation.

What needs have community members expressed to you regarding the Sonju garden?

- Bobby - Have experienced issues with some local community members with the very rapid transformation of Mary Gay park. For example, had someone come up to Dickson and complained about what they are doing there. Have also spoken with some of the neighbors about what they are doing (providing land for the refugee population) and people have said things like, "what about the land for the people who were born here?". It would be good to engage with the larger community. For example, had someone who was not an immigrant/refugee who wanted to access farm space. Originally told him that there wasn't space, but then decided that it would be good to incorporate the wider community into the space, so gave him a small space.

Are there any issues with theft at the parks? Other issues?

- Bobby - Haven't witnessed any theft on either of the sites. Might have had one person had some plants stolen. Security is an important aspect to safeguard the crops and the safety of the park. Parking is also important -- Mary Gay park events use the school for parking and have a shuttle to move people back and forth. It would be great to have a wash center where you can wash the crops after harvesting them. Lighting would also be important to maximize the use of the parks. Also, it would be great to get a space to do a cooler system to store crops - in a room that is secure to store the food. Infrastructure in the park where you could set aside specific areas for food growing area, area for picnics.
- Dickson - Also was brainstorming about raising some chickens. Would need a structure to contain them, but would have free range area for them. There is a small chicken coop on the property, but it is a little run down. Have also heard community interest in beekeeping. Like the idea about fencing off an area for that. A cooler would be a really big thing to allow people more days to harvest. The site used to have electricity, but when the house was removed the electricity was removed. It would be a big capital improvement to add the cooler system.

What opportunities do you think there are to improve the Sonju garden program? City-wide programs?

- Restrooms - already have port-a-potties on the site but if a grant could be used for restrooms that would be great.
- Farmers are using the City's water source on both sites, - on Sonju the City is paying for it, on Mary Gay both Highline and Wakulima are sharing the cost. It would be great to have sponsorship for Mary Gay water too.

Reach Out Des Moines
Cynthia Ricks-MacCotan

Can you tell us more about your role and Reach Out Des Moines?

- Role is with Virginia Mason Youth Health (Violence Prevention Coordinator) - addressing youth violence that has an impact on the health care system.
- In Des Moines the nearest hospital is St. Anne's in Burien. Do have a satellite campus in Des Moines.
- Juvenile arrests are an issue of concern. Given the youth population of Des Moines, there is a high arrest rate. Especially with very young individuals.
- We were experiencing high absentee rates at Pacific Middle School as well --at one point it was as high as 40%. That's in the Pacific Ridge neighborhood, which is where Midway Park is located. The youth hang out a lot at Midway Park.
- A few years ago there were several shootings at Midway Park as well.
- The coalition had existed but there was a need to do some healing, formalize the coalition, and provide funding to address youth violence, services/lack of services in Pacific Ridge.
- Concentrated a lot on Midway Park.
- Waterview Crossing is a multifamily development that displaced a mobile home development in Pacific Ridge.
- Have been successful in Midway Park to fund the community garden, helping with the signage to provide it in multiple languages. Provided seed money and assistance for diverse communities to have food that is specific to their culture. Use it as a place to provide services to the community, classes, etc.
- Did that over the past year to provide students with a place to do distance learning. Didn't work over the winter, but worked in the summer and fall.

What general issues are facing the community you work with? What issues relating to parks and recreation?

- Cultural divide, families that have moved that are first or second generation here. Culturally what they were exposed to is different here. Things like child neglect here are different.
- Helping families with addressing their needs, learn what types of help we need to give them.
- Teaching kids about how to play, dealing with the cultural divide
- How to address bullying, what is acceptable in terms of social norms
- Dealing with kids with different abilities, how to address that without triggering them, etc.
- Have some youth in the area are deaf, visually impaired, have mobility devices. How do we provide facilities for them to play that work for users with varying abilities.

Are there services that you wish Reach Out or the City could provide?

- More after school programming, but not always at the Field House -- it's an impediment for people to get to. Would be nice if this was at other parks, and maybe rotate it around the City.
- Provide transportation or coordinate with the school district so the kids can get on an activity bus to get them to the event, even if that means the parents have to pick them up afterwards.
- Provide the equipment necessary for certain populations (for example, Muslim girls who need to be fully clothed, want to make sure they can be a part of that and participate). There is a need for education amongst the other folks there that this is okay.
- Example: youth tried to go to the pool, some of the girls had full body swimsuits, how they were treated wasn't the best.
- How to open up the programming that appeals to the masses but is inclusive. When kids are being isolated, how to address that.
- Don't see much participation in the Des Moines Parks and Rec from Reach Out communities
- Do see participation in coalition programs, mostly because of the outreach that the coalition does, mostly because they speak the languages that the communities speak, and train the trainers on how to work with those kids and make sure there is an adult from their community there. Also provide stipend money and meals that incorporate a lot of different things, vegan, culturally specific. Ask the kids, what are their needs, can they

eat this, etc.

- Funded YETI to provide little hikes with the kids. Have different tiers of the kids based on their needs, took a counselor and someone from the PD that is really good with de-escalation. Also brought a few kids that didn't have any social issues but trained them to help them. The youth that had the unique needs understood that outdoor recreation is important and need to get out more in a setting that meets their needs. The staff and the youth that were providing support learned that it's incumbent upon them to be more inclusive, compassionate and understanding.

What needs have community members expressed to you regarding parks and recreation?

- Accessible and safe bathrooms.
- Leashing dogs so that when kids are playing they don't run into them.
- Designated zones, nice to have an open area, kids play soccer, basketball, skateboard.
- YETI provides outdoor recreation for communities that are low income, get them moving.
- Partnered with them to go to Waterview Crossing to team them how to ride bikes, getting them helmets, providing some of them with bikes. The kids ride around the neighborhood, but Pacific Highway is dangerous, there's Midway Park but the kids ride there, there's nowhere safe to leave their bikes while they are playing.
- Walking to Midway Park is an issue, there aren't sidewalks, how to make that safe, provide a designated lane to get them to/from that neighborhood to the park. Lighting is an issue.
- Communities that reserve space, how to reserve it can be challenging, accessing things online is an issue. The digital divide is an issue. And the cost - have a festival, people who come might be residents, and also friends/family. But then have to have insurance, etc. Makes it really difficult, need to address that.

What opportunities do you think there are to improve parks and recreation in Des Moines?

- Multi-generational, community service manager used to have a program with senior citizens, would bring in elementary and middle schoolers and partner them up with seniors and they would read, or do an exchange and learn new skills, knitting, etc. Over time some of the seniors passed away and it was traumatic for the kids. Tanya was looking at how we address that -- for some of the seniors it was sudden deaths, it wasn't expected so it was really traumatic.
- Opportunities at the parks to do some of these multigenerational activities, meet up at the parks, do activities, they have more technology. Have things like scooters, skateboards, etc. Weren't around when we were younger.
- In Federal Way, they did a program where they had high schoolers who were in art programs to paint structures in parks, provided them paint, etc. Then gave that to the seniors and had them make up a story about what that art is about, and then brought them together, talked about what each thought the art was about. When the high schoolers who were selected, the seniors came out to view the art and also funded the food. Had an activity for people to go around the City to see the artwork and learn about the stories of each of the artwork.
- Could also partner with the libraries to do stories in the park, where you have to scan a QR code at each location to read sections of a story, get the next story by going to the next location. All of the libraries can do that, but this example was with Christina Darnell who is the manager for the Des Moines/Federal Way/Kent library.

What changes would you like to see to Midway Park? Other parks?

- Make the park a hotspot.
- Electricity to plug in. This would be especially helpful for educational programs with the school district.
- Parking is always an issue there.
- Families with strollers and mobility devices need curb cuts for them to get over there.

Highline School District
Nikki Fogerty

Can you tell us more about your role at Highline School District?

- Community partnerships manager at Highline (district-wide)
- Website shows all the partnerships and areas served
- Supports the partner organizations strategically
- Partnership roundtable meeting every few months - share high level information, trainings (Ex. Social workers talk about things going on with students). Smaller groups meet too (ex. Organizations focusing on mental health, college and career, etc).
- Supports funding management (ex. COVID relief funds, tracking metrics)
- Connects principals and admin to partners
- COVID-related impacts - delays, situation continuously changing
- Students still need enrichment and other opportunities when learning virtually

Do parks/recreation space come up in your work?

- Not a focus but can come up
- Issues include things like competition for space, consistent space for partners
- Staffing and communication issues can come up

What kind of gaps do you see in recreation programming?

- 5 municipalities in one school district - information is not centralized - communicating clearly can be a challenge
- Not sure if the municipalities meet or do any coordination - this could be a way to try and fill gaps
- Transportation is a definite gap - parents always need more support around transportation
- Childcare is also a big gap - families often ask about it. Have many providers in the area - but can be cost-prohibitive, and transportation is a challenge. Work with YMCA right on-site, has scholarships and sliding scale fees. City Parks and Recreation also have childcare.
- Some families will transfer schools to be closer to childcare
- Families sometimes confuse enrichment and childcare
- For older kids - "childcare" can be a robust after-school enrichment program instead of true childcare

Other:

- Kids are often interested in programs because of person running it, not necessarily the content
- Older kids like having things that help them develop marketable skills (Ex. Coding)
- Food, transportation, and/or some kind of stipend can help kids attend
- Internet access in parks could be helpful
- It would be great to see some kind of teen space (where teens can come use computers, use the space) - with folks trained to work with students. Especially students attending school virtually might love a space to go to.
- Students learning remotely might be an opportunity to engage them in volunteering, internships -- they are at home all day so could benefit from some in-person activities after-school

Des Moines Area Food Bank
Kris Van Gasken and Barb Houston-Shimizu

Can you tell us more about the Des Moines Area Food Bank's services and the community you serve?

- Serve all of Des Moines, portion of SeaTac, portion of Kent, serve a little bit of everybody, several languages, several ethnic groups
- Choose own food
- Can come daily for bread and produce
- New large fridge
- Salads and sandwiches, dairy etc too
- A lot of people coming more than weekly
- Give out 120,000 pounds of food per month
- Summer meals for kids at 8 sites (some partner programs aren't running this year - usually 24-25 sites in a non-COVID year)
- Emergency meals year-round
- United Way Partnership - food banks and DoorDash - 300 deliveries each week (~175 in DM and SeaTac)
- Other programs normally do: food for Highline College Food Pantry (closed now - just Doordash, providing some food for that), Farm/Garden Truck for garden education and nutrition education (park sites, senior center) - no gathering but can have at Farmer's Market recently (informational) - funded through a King Conservation Grant (several cities participate - only grant that several cities participate in - working together), usually backpack program through the schools (300-400 bags per weekend - 11 schools - many live in Des Moines, SeaTac, none Kent) - area around Midway Park serve a lot of those kids with backpacks, many schools along Pacific Highway - food desert low-income areas
- A couple sites - take multiple days of food and go (typically can't do that, must eat on site and not take with them and 1 meal at once)
- Typically - lunch at several sites, activity time and snack - Midway Park (several years ago get the grant for staff to do a little program - good option for those kids - walkability and transportation would be a problem and income also a problem)
- Free after school program at Midway Elementary and activity time at the parks (Saturday program never really caught on)
- Midway Park - kids would come along to after school program
- Normally provide lunch for kids that want it at the Field House in the summer
- Farmer's market - do kids lunches there - great activity for the whole family
- Sometimes visit the senior center

Comments about specific parks and facility types

- Used to be in the Beach Park - but low-income folks can't afford the paid parking now so stopped running it
- A lot of food bank clients aren't aware of the marina facilities
- Residents would benefit from having more City staff at the senior center
- Would like to see free baseball programming at the Field House - have gotten grants for these facilities and it would be great to make them accessible to all income levels
- The marina was easier to access and visit when you could drive through it - seniors and other folks would especially benefit from this
- Would like to see free swimming lessons - lots of low-income children don't know how to swim, important skill in a waterfront community
- Would like to see free sailing programs for kids - always advertised to wealthier families, should be available to the kids on Pacific Highway
- Even the low-income fee for Camp KHAOS is out of reach for low-income families
- Would like to see more programming cater to this group
- Need for more pickleball facilities - this sport is especially popular with seniors (indoor would be great)
- The next generation of seniors seems way more active than the group older than them - need to cater to this

- Updates to the swimming pool would be great
- Some parks need better upkeep - ex. Kiddie City Park
- For Des Moines to be a destination City, the trails and parks should be well-maintained
- A small dog park would be helpful - people have to leave the city to find off-leash dog parks
- Food bank may eventually explore relocation if the right facility emerges - current facility is not the ideal size or design for this use - a location closer to the highway would also make sense
- Parking at the Beach Park should be available to the public and not reserved for events - event attendees could park further away and be transported in

Additional comments

- Would like to see the diversity of Des Moines residents reflected in City staff - prioritize hiring people of color

Kindergarten Class Visit

On May 27, 2021, City of Des Moines Parks, Recreation, and Senior Services Department staff along with consultant staff participated in Ms. Flore's Midway Elementary School kindergarten classes presentation of their parks planning projects. The students had been engaged in a "parks planning" module as part of their curriculum, in which they were tasked to work in groups to design a park.

At the end of the students' presentations, staff were able to ask students questions about what types of parks they like and what types of facilities at parks they enjoy most. One student responded that their favorite parks are "water parks", which the rest of the class agreed with. The students also enjoy slides, area to run, monkey bars, and picnic areas at their local parks.



The below letter and attachments describe outreach conducted independently by a Des Moines resident and school district employee. Received by email on September 16, 2021.

Hello,

My name is Azeb Hagos and I am a school counselor here in the city of Des Moines. I am also a PTA board member, mother of two kids and a longtime resident of this wonderful city. I live here, work here and I'm raising my children here. This is home.

After attending the parks and rec open house held in early September; I was interested in hearing the thoughts of our youth. I had the opportunity to talk with students in grades Kindergarten-8th grade and gather their feedback regarding our city's efforts to update the parks and recreation master plan. I spoke with over 300 students and read the parks and rec vision statement, showed them materials that were made available at the parks and rec open house (priorities list, 3 different option on midway plans and activity interest poster) and discussed their dreams for our community. I am attaching a copy of those documents with this letter. You will find the most important priorities according to our students are to create a new community recreation center, improve youth sports, arts and cultural programing, develop adventure parks and add public art. The students came up with ideas and an incredibly large number of kids are looking for ziplines, rope climb structures, musical instruments in the parks and new styled swings. Adventure and being inspired through play seemed to be the recurrent themes. I was caught off guard by the large interest in science experiments and requests for a STEM type club for children as young as 1st grade. Although our conversation was mostly about their neighborhoods and access to parks/rec; the kids did take a moment to look through the Midway park plans and you will see most liked the play for all design. One teacher provided commentary asking to consider ADA accessibility as folks move forward with park plans. I did not find one student who has visited the park or used the grounds. Hopefully, some of the students will take some time to visit the developed grounds at midway park but that does require an adult to find time to drive across town to enjoy the park.

In our discussion I've learned that out of 321 students 17 kids can mention a specific park they enjoy in the south end of Des Moines (Saltwater State Park). The rest could only mention our school playground structure and school field that they use when school is out. 27 students have mentioned a recreation program they participated in during all their years here in the city (not just the past two years). The largest event attended by our students is the beloved trick or treat path event that many are looking forward to again this coming year (several asked about increasing city fairs and community events). Alternatively, over a hundred students mentioned parks and program by name in both the city of Kent and Federal Way. We have over 4,500 students attending schools in the city of Des Moines and I think it would be a valuable use of time to attempt to gather children/youth feedback and experiences in all parts of Des Moines.

The CDC cites that 1 in 5 children either currently or at some point have a seriously debilitating mental illness. In our city that number would play out to be over 900 students. Our Washington State Department of Health healthy youth survey shares that in our neighborhoods 30% of our kids experience depressive feelings, 25% experience high levels of anxiety, 17% considered suicide attempts and nearly 10% of students have made a suicide attempts (that's around 200 of our pre-teens and teens finding and attempting ways to harm themselves and end their life). The number of suicide attempts are rising at dangerously fast numbers. Some children go on to engage in smoking, drugs and drinking as early as 5th grade while still others disengage from a positive society and join gangs.

I'd like to take a moment to thank our Des Moines police department. I am sometimes a part of a team of school people who call on our officers when infrequent threatening behaviors or mental health crisis arise that are beyond our control on school grounds. I must say, our officers have done a remarkable job skillfully de-escalating situation/s and/or acting when needed. I am proud of their efforts and find a sense of relief in their presence.

I share these numbers because community parks and recreation programing has a unique vantage point to proactively reduce and remove barriers to unhealthy habits and encourage wellness. In terms of the numbers listed above, we feel the impact in our schools and see it in our community. It looks like children telling me they are lonely afterschool, young teens struggling to find a sense of belonging and therefore yearning for human connection during the school days, an incredibly large group of students having no sense of identity and little opportunity to explore and develop their interests/hobbies, older kids sitting around on curbs afterschool with nowhere to go, explosive behaviors during the school day from children who are angry and struggle in classrooms and children who find it difficult to focus during academic learning time as they try to cope with anxiety related tension. Knowing and see all this while also witnessing no development in parks/programing for the south end of Des Moines is a severe disservice to our youth and families who reside here. I urge you to consider capital improvement projects that will serve our youth in this part of town (south Des Moines). Please take a moment to look through the drawings from the children and see through what looks like just a request for playgrounds and straight to what the kids are really wanting: places and spaces in the neighborhood where everyone can connect to each other and to nature through parks and rec program experiences that help them to live, grow and thrive.


Place a dot sticker at your top 3 most important improvements
City-wide. Something missing? Write it in!

| | |
|--|--|
| Acquire additional waterfront park land | |
| Additional public art | |
| Develop a new outdoor exercise/fitness area | |
| Develop additional adult fitness and wellness programming | |
| Develop additional outdoor and environmental education programming | |
| Develop additional sports field capacity | |
| Develop an off-leash dog park | |
| Develop connectivity of trails throughout the community | |
| Develop new areas for leisure games/activities (e.g. bocce) | |
| Develop new BMX park/pump track | |
| Develop new natural park spaces or preserves | |
| Develop new walking trails | |
| Develop outdoor adventure parks | |
| Develop programming for people with special needs | |
| Develop youth arts and cultural programming | |
| Improve adult sports programming | |
| Improve existing athletic fields | |
| Improve existing outdoor basketball/tennis courts | |
| Improve existing park buildings | |
| Improve existing park restrooms | |
| Improve existing parks in general | |
| Improve existing picnic facilities | |
| Improve existing playgrounds | |
| Improve existing trails | |
| Improve other youth programming | |
| Improve park ecology (e.g., remove invasive plants) | |
| Improve youth sports programming | |
| Marina stairs/ramp to connect downtown to marina floor | |
| New community/recreation center | |
| New play equipment in existing parks | |
| New water play area in an existing park | |

Other ideas:

Town
fairs







MIDWAY PARK


WALK OFF YOUR LUNCH


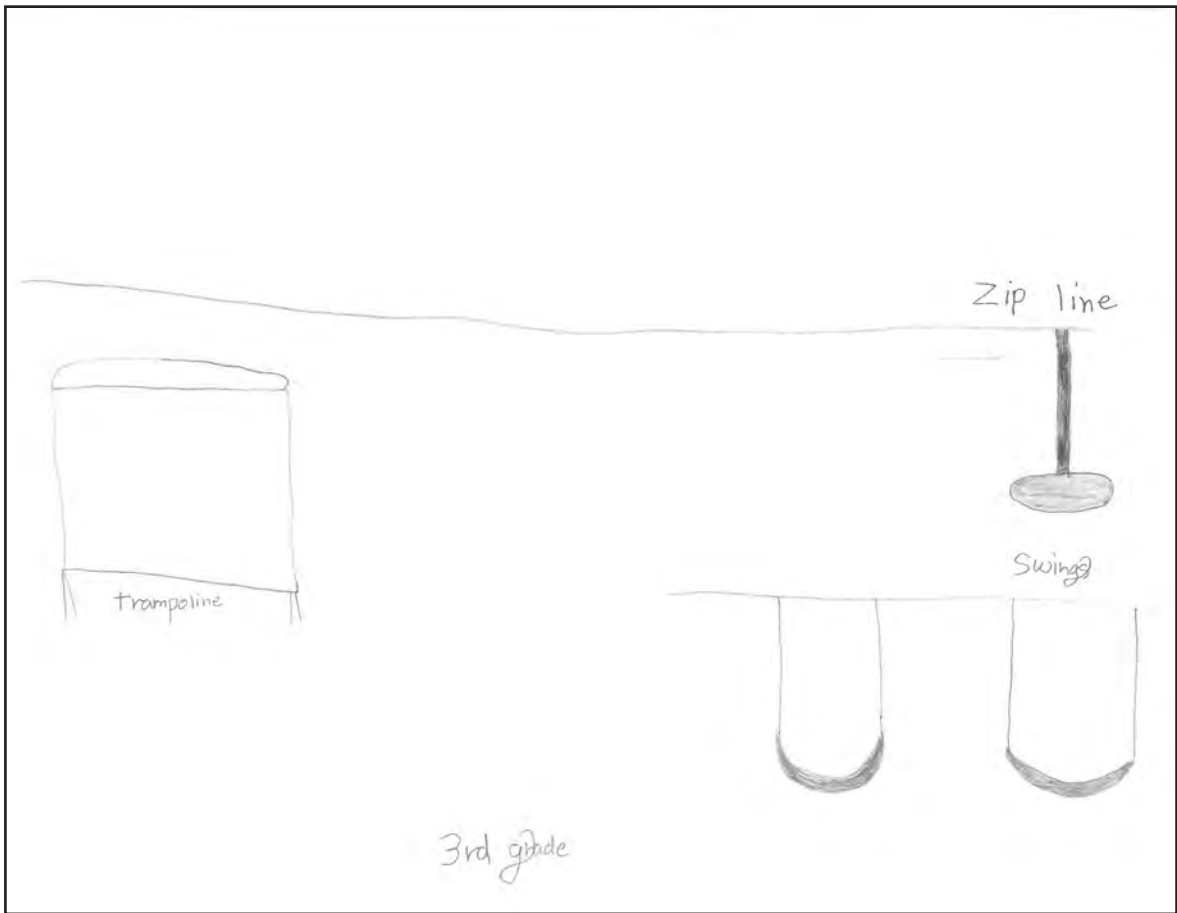
- 1 Hardscape and Gravel Trails
 - 2 Secure Community Garden w/ Outdoor Cooking and Community Food Distribution
 - 3 Open Space
 - 4 Sports Field
 - 5 Pavilion
 - 6 Restroom
 - 7 Designated Food Truck Zone
 - 8 Parking Lot
- % of Impervious Surface Proposed = 11.3%



MIDWAY PARK GATHERING MOUND

- 1 CENTRAL MOUND
VIEW CORRIDOR
 - 2 RELOCATED
COMMUNITY GARDEN
 - 3 RELOCATED PAVILION
 - 4 NATURAL AND
TRULY LOCAL
PLAYGROUND
 - 5 GRAVEL PICTURE-
TRAIL
 - 6 SPORTS FIELD
 - 7 RESTROOM
 - 8 DESIGNATED FOOD
TRUCK ZONE
 - 9 ANGLE STREET
PARKING 2-HR LIMIT
 - 10 SOUTH-PROPERTY
BUFFER
- 1.5%
IMPERVIOUS
SURFACE
EXPOSED *
1.1%






3rd Grade
zipline
Angeant
trakes
for kids

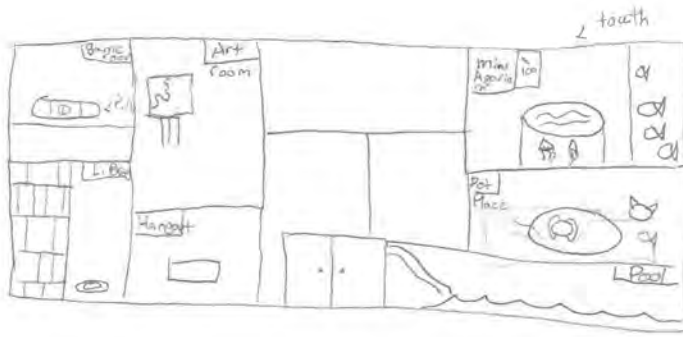


3rd Grade



Comunity Ceter

Lizzy



Why All of these things important to me Because Will Help People come out of there chains and Help Animals get Homes

Club

Community building


Class

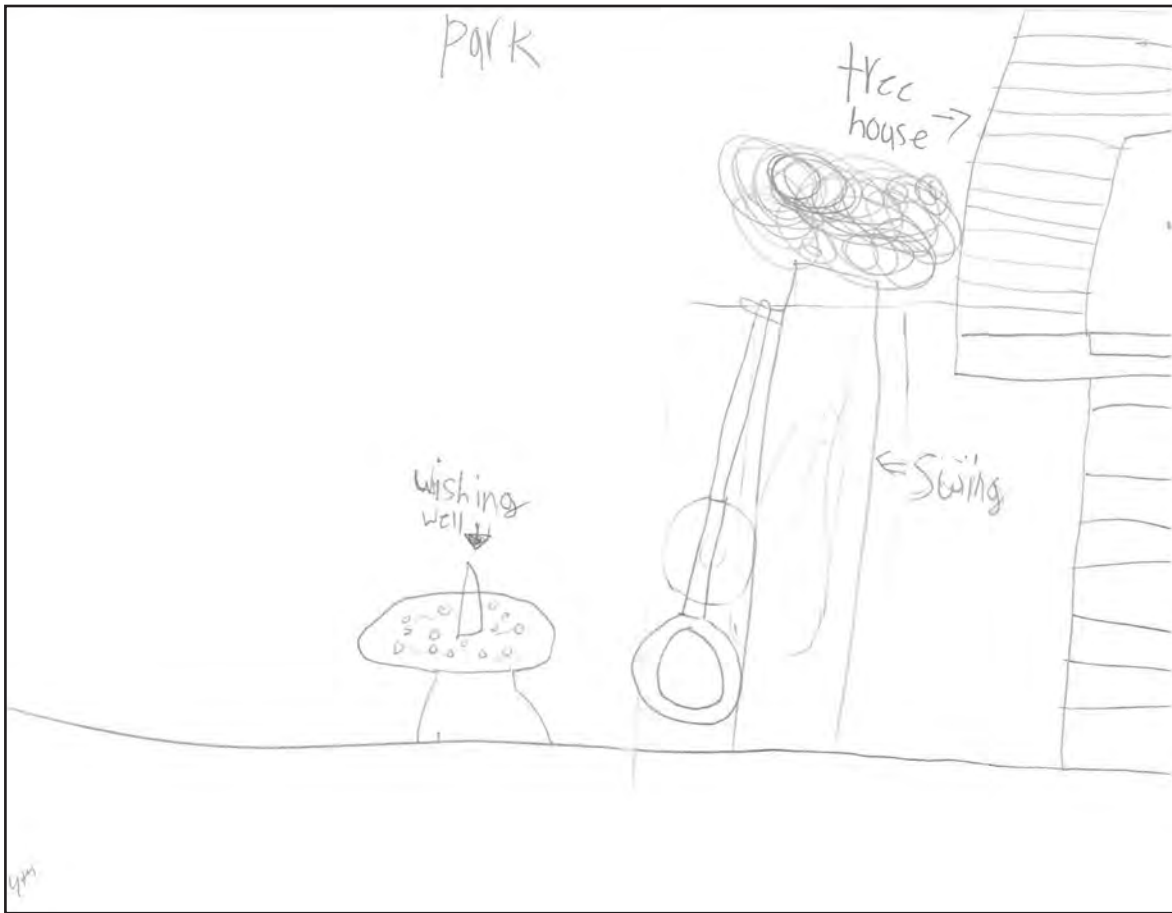
- 1 - Art
- 2 - Programing
- 3 - Siece
- 4 - Woodworking
- 5 - yoga
- 6 - Reading
- 7 - History
- 8 - Engineering
- 9 - Law
- 10 - Drivers ED (16 and up)
- (Play ground in the back)
- 11 - eletronics
- 12 - Anime club
- 13 - Gaming
- 14 - ddc club
- billiards


3rd

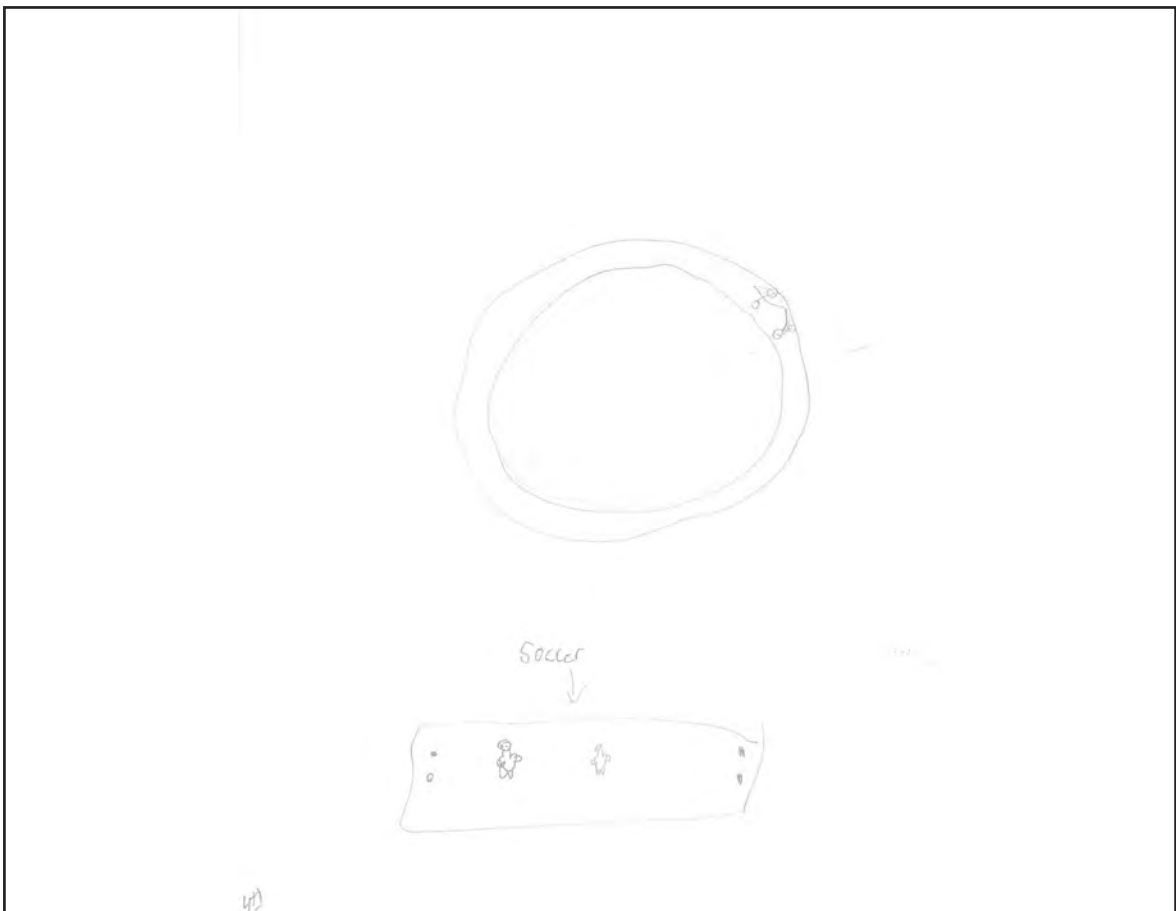
trampoline Mania

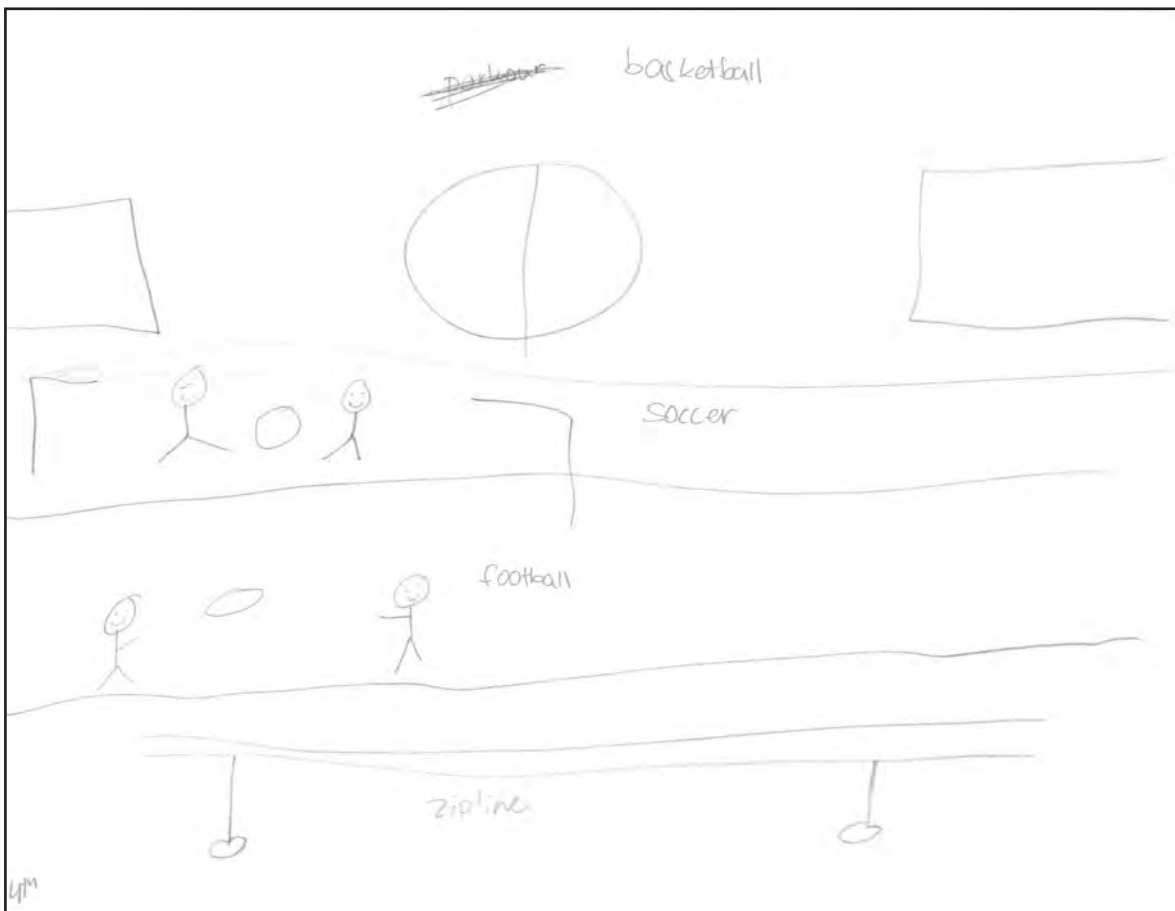
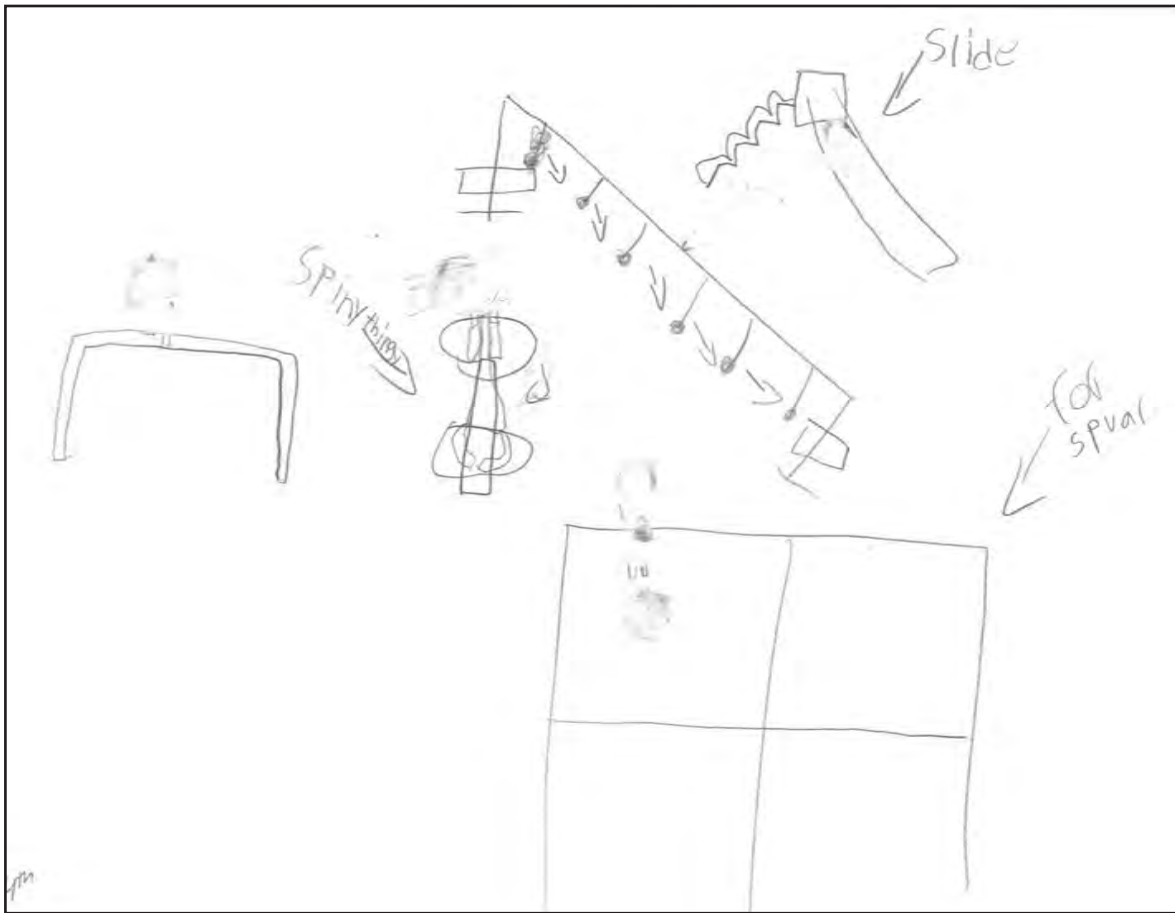
trampoline Park!
Lots and Lots of
balls! i would
love one
they are so
Cool

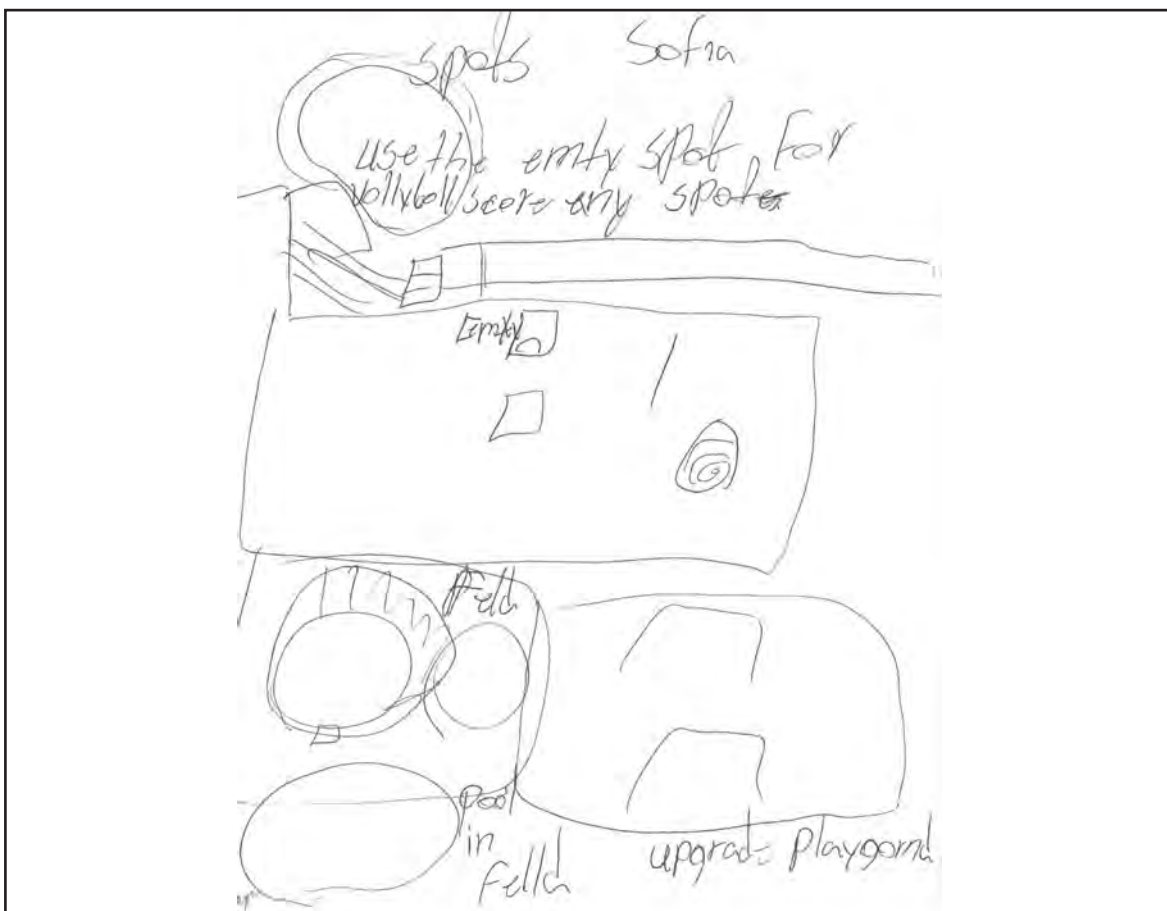











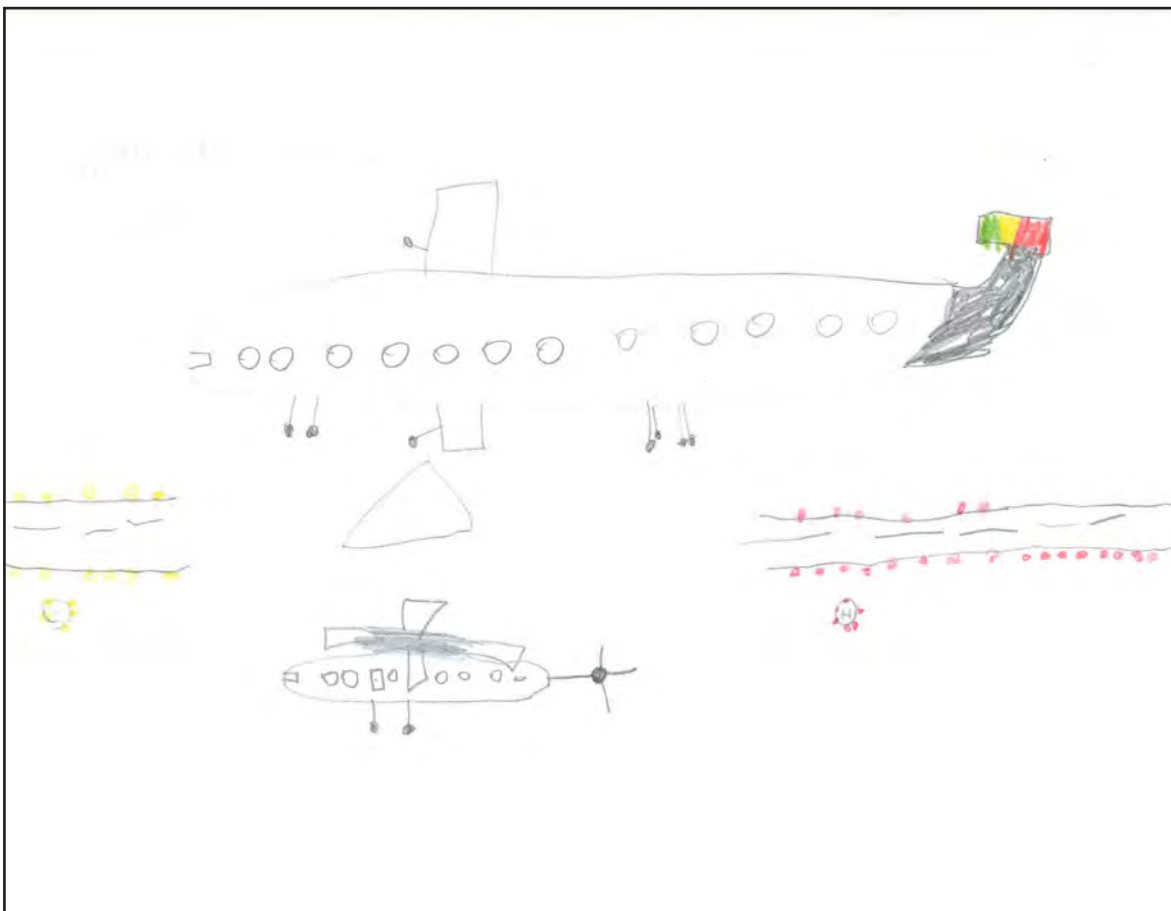


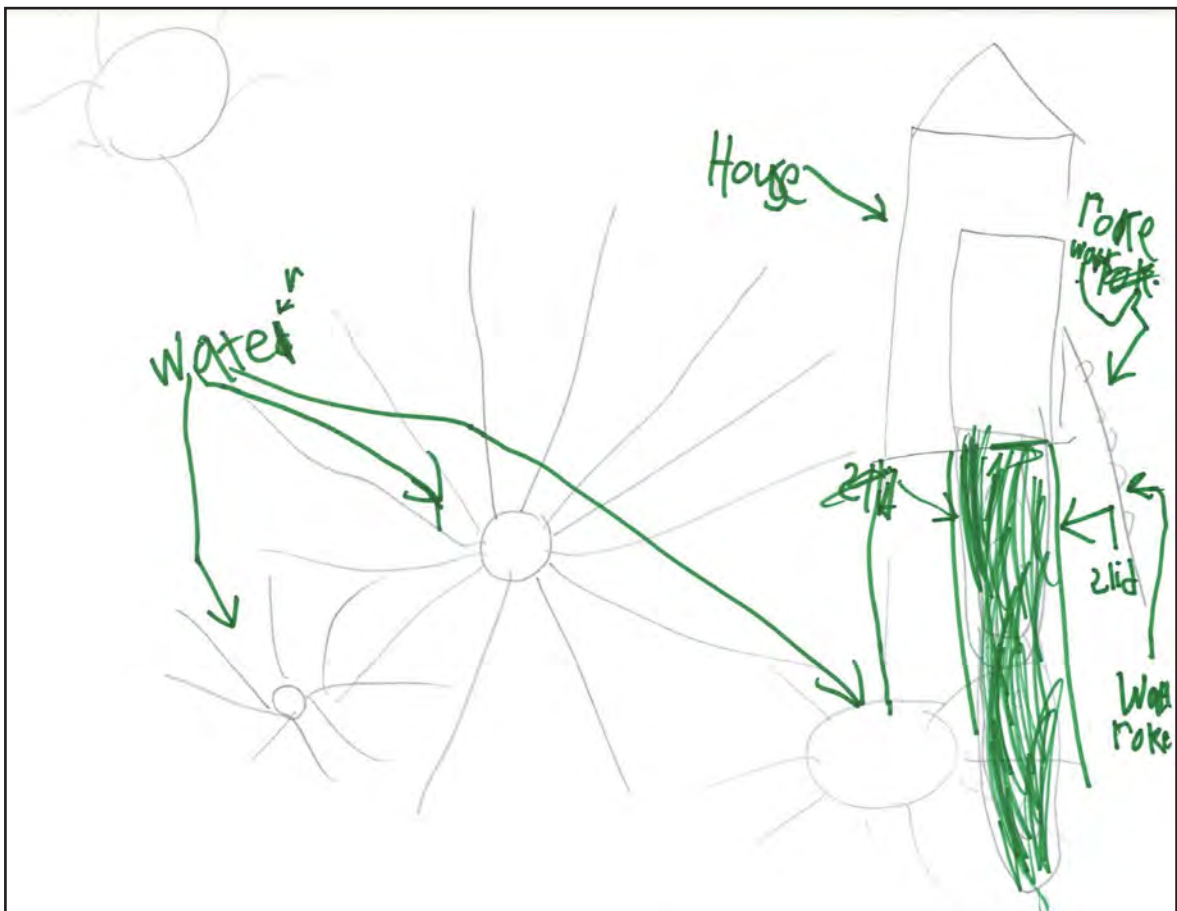
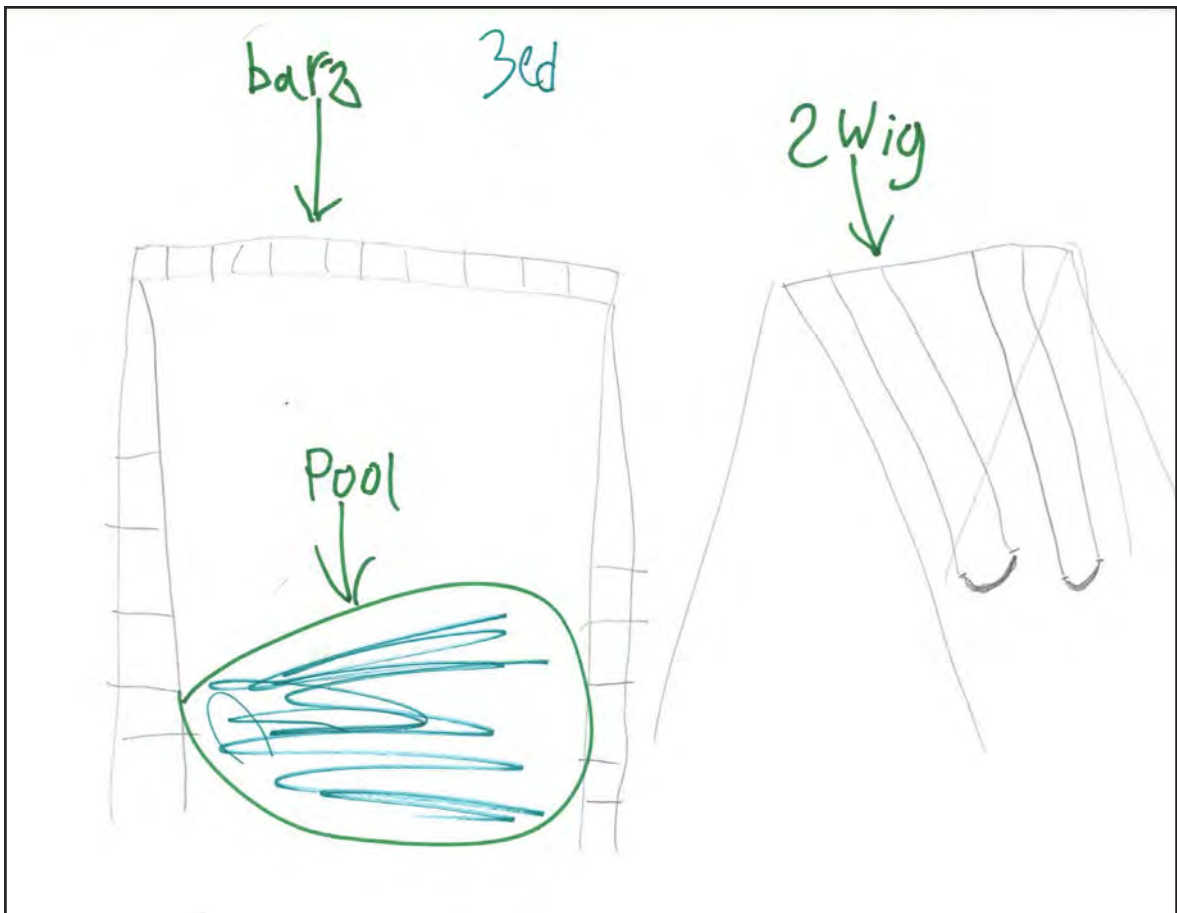
Upgrade School
playground

MS. B+

ZIP
line

3rd Grade Edward





This page intentionally blank

APPENDIX E:

COMMUNITY SURVEY

2021

City of Des Moines Parks, Recreation, and Senior Services Needs Assessment

Findings Report

Presented to the
City of Des Moines, Washington

October 2021



Findings Report

Contents

| | | |
|---|--|----------|
| ① | Executive Summary | Page i |
| ② | Overall Results | Page 1 |
| ③ | Priority Investment Rating Analysis | Page 41 |
| ④ | Tabular Data | Page 49 |
| ⑤ | Survey Instrument | Page 102 |

1

Executive Summary

Purpose and Methodology



Purpose

ETC Institute administered a needs assessment for the City of Des Moines, Washington in their efforts to update the City's Parks, Recreation, and Senior Services Master Plan. The Master Plan is dependent upon input from the community to guide and prioritize the next generation of investments in the City's parks and recreation system. Therefore, the purpose of the survey was to analyze the opinions of the community about parks and recreation facilities, amenities, programs, and services. Analysis will establish priorities for the future improvement of services and assist leaders in making decisions that best reflect the needs of the area.

Methodology

ETC Institute mailed a survey packet to a random sample of households in the City of Des Moines, WA. Each survey packet contained a cover letter, a copy of the survey, and a postage-paid return envelope. Households who received the survey were given the option of returning the survey by mail or completing it online at desmoinesparksurvey.org.

To encourage participation, approximately ten days after the surveys were mailed, ETC Institute sent e-mails/text message reminders to households. The e-mail/text contained a link to the online version of the survey to make it simple and convenient for households to complete. To prevent people who were not residents of the City from participating, everyone who completed the survey online were required to enter their home address prior to submitting the survey. ETC Institute then matched the addresses that were entered online with the addresses that were originally selected for the random sample. If the address from a survey completed online did not match one of the addresses selected for the sample, the online survey was not counted.



The goal was to obtain 400 completed surveys from respondents. A total of 410 surveys were collected.



The overall results for a sample of 410 surveys have a precision of at least +/- 4.8% at the 95% level of confidence.

This report contains:

- Charts showing the overall results of the survey (Section 1)
- Benchmark Analysis comparing the City's results to national results (Section 2)
- Priority Investment Ratings (PIR) Analysis that identifies priorities for facilities and programs in the community (Section 3)
- Tabular Data showing the overall results for the survey questions (Section 4)
- A copy of the survey instrument (Section 5)

Amenity, Facility, and Park Needs and Priorities



Parks and Recreation Facility Needs. Households were asked to identify if they had a need for 35 facilities and rate the percentage of how well their needs for each were currently being met. The following four parks and recreation facilities had the highest percentage of households with the greatest unmet needs.

- Restrooms – 4,999 households (41.3%)
- Splash pads – 3,739 households (30.9%)
- Waterfront parks – 3,283 households (27.1%)
- Walking and biking trails – 3,204 households (26.4%)

The percentage of households that have unmet needs for each of the 35 facilities is shown in Figure 1 below.

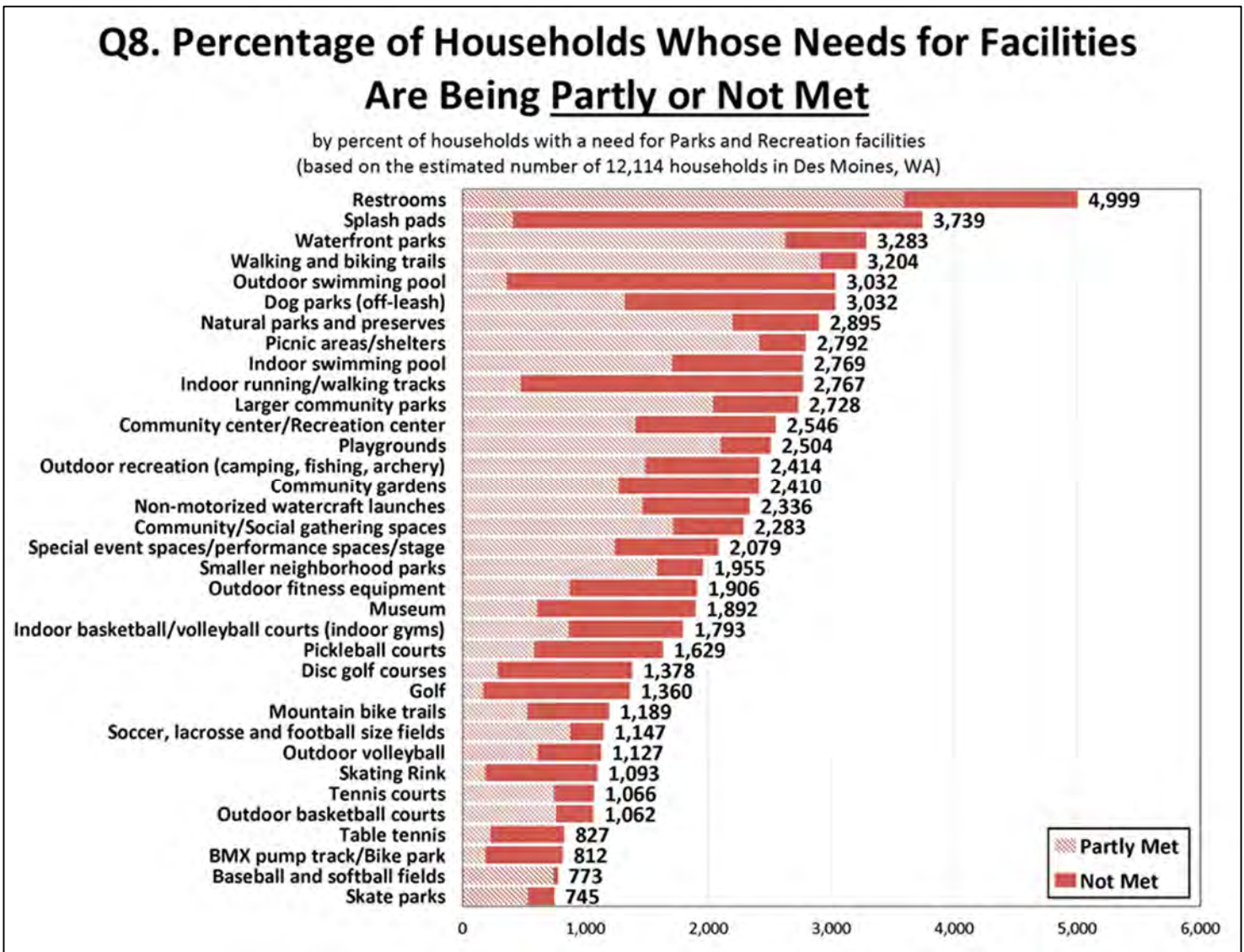


Figure 1: Number of Households with Unmet Facility Needs

Amenity, Facility, and Park Needs and Priorities



Importance of Parks and Recreation Facilities. In addition to assessing the needs for each facility, ETC Institute also evaluated the importance that households placed on each one. Based on the sum of households' top four choices, the two most important parks and recreation facilities are listed below.

- Walking and biking trails (39.5%)
- Waterfront parks (38.6%)

The percentage of households who selected each facility as one of their top four choices is depicted in Figure 2 below.

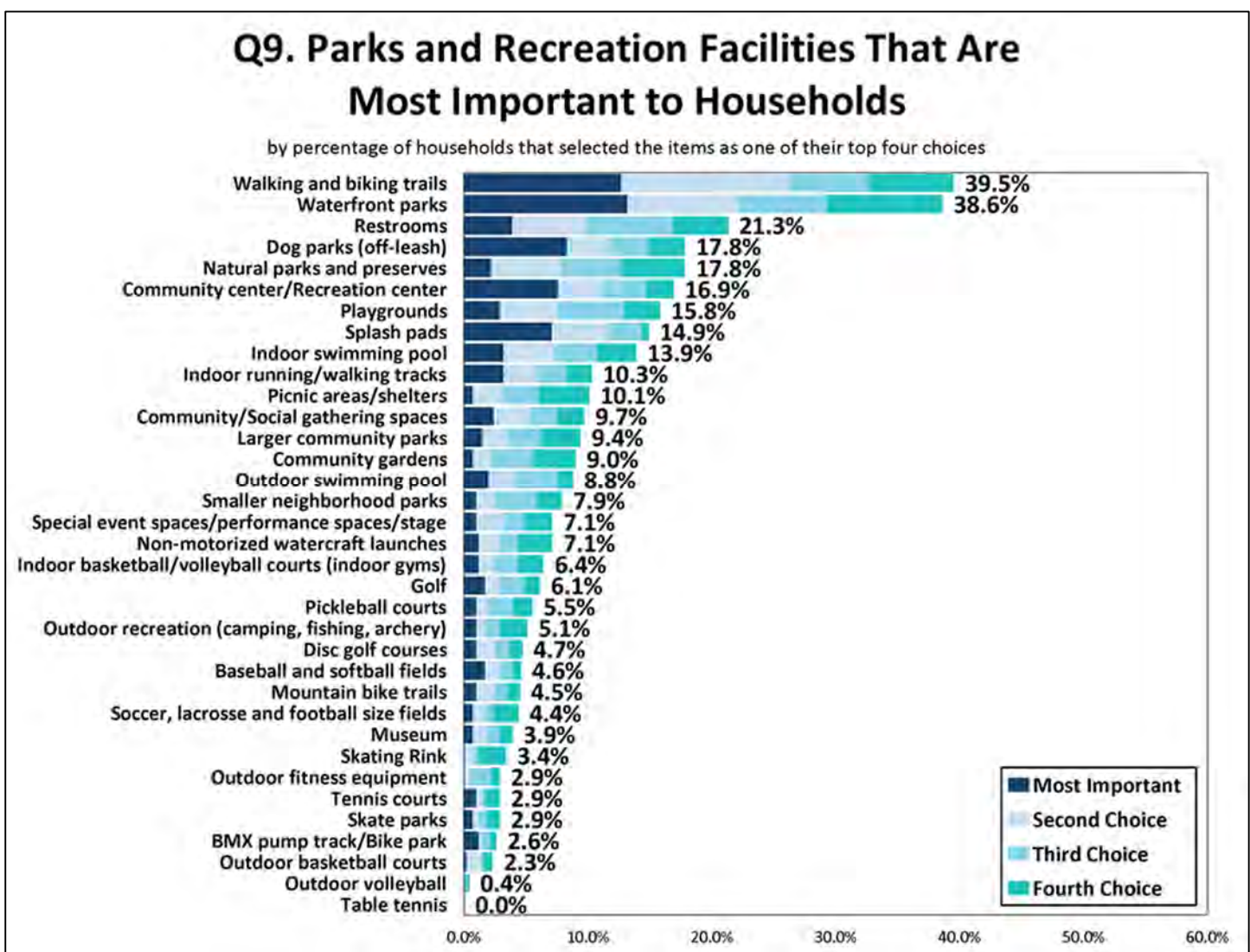


Figure 2: Importance of Various Facilities to Households

Amenity, Facility, and Park Needs and Priorities



Priorities for Parks and Recreation Facility Investments. The Priority Investment Rating (PIR) was developed by ETC Institute to provide organizations with an objective tool for evaluating the priority that should be placed on Parks and Recreation investments. The Priority Investment Rating (PIR) equally weighs (1) the importance that households place on each facility/amenity/program and (2) how many households have unmet needs for the facility/amenity/program. Details regarding the methodology for this analysis are provided in Section 3 of the Findings Report. Based on the Priority Investment Rating (PIR), the six facilities that were rated as **high priorities** for investment are listed in the chart to the right.

The Priority Investment Ratings for each facility is shown in the chart below (Figure 3).

Priorities for Investment:

1. Walking and biking trails (PIR=164.1)
2. Waterfront parks (PIR=163.4)
3. Restrooms (PIR=153.9)
4. Splash pads (PIR=112.5)
5. Off-leash dog parks (PIR=105.7)
6. Natural parks and preserves (PIR=103.0)

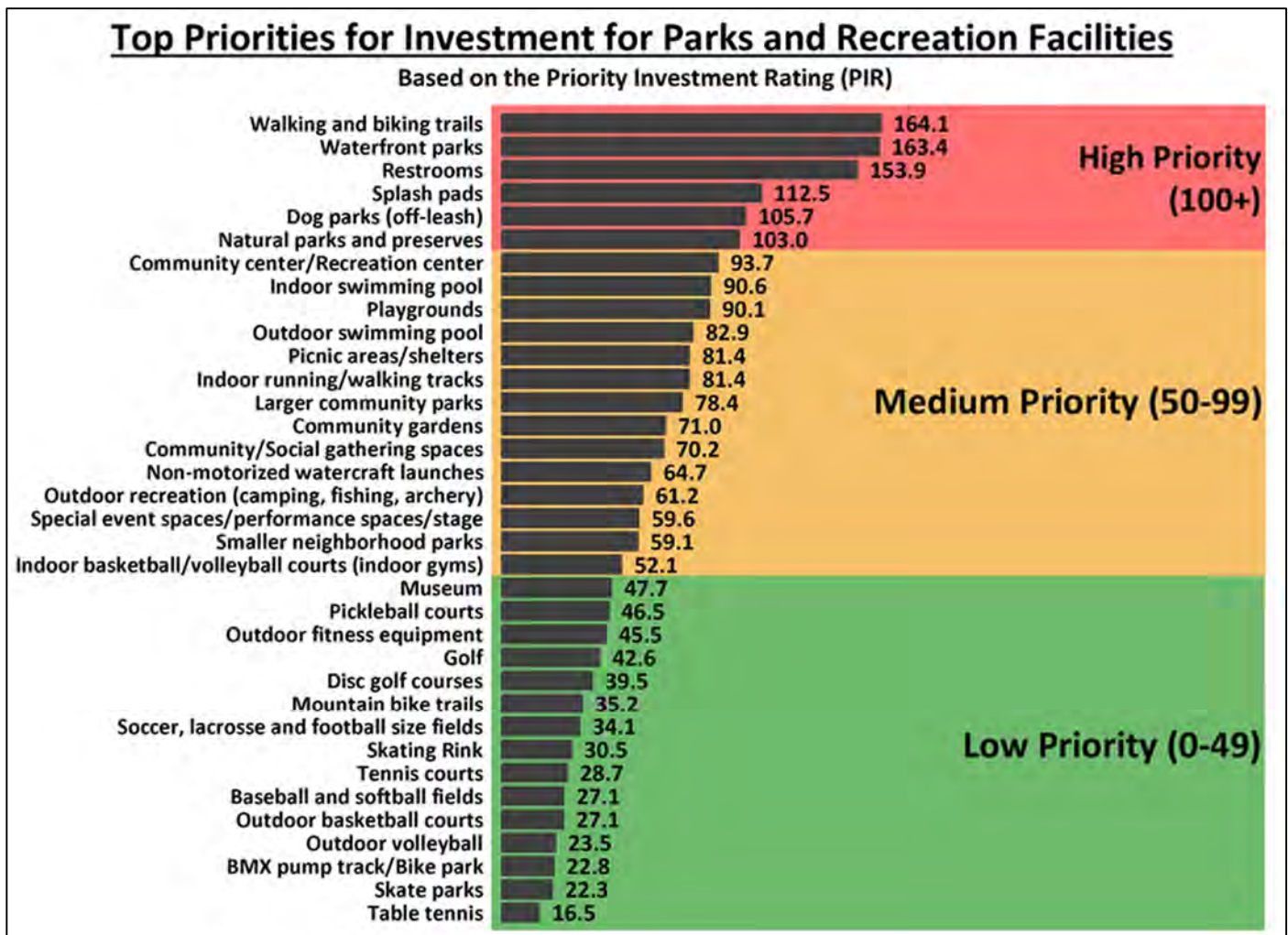


Figure 3: Priority Investment Ratings (PIR) for Facilities

Program and Activity Needs and Priorities



Parks and Recreation Program Needs. Households were asked to identify if they had a need for 33 programs and rate the percentage of how well their needs for each were currently being met. The following three programs had the highest percentage of households with the greatest unmet needs.

- Adult fitness and wellness programs – 4,751 households (39.2%)
- Concerts/Movies in the park – 4,136 households (34.1%)
- Community festivals/special events – 3,982 households (32.8%)

The percentage of households that have unmet needs for each of the 33 programs is shown in Figure 4 below.

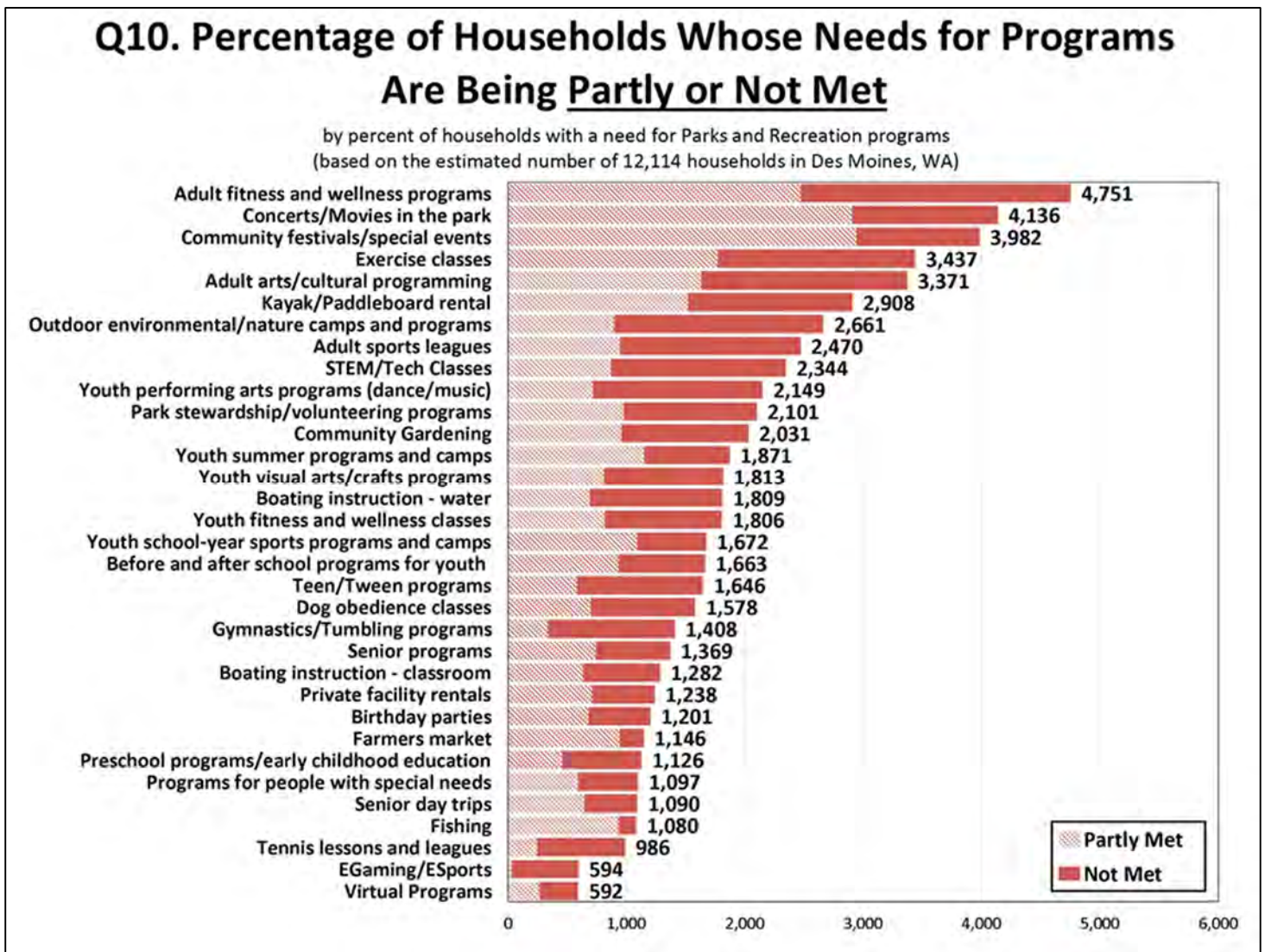


Figure 4: Estimated Households with Unmet Recreation Program Needs

Program and Activity Needs and Priorities



Importance of Parks and Recreation Needs. In addition to assessing the needs for each program, ETC Institute also assessed the importance that households placed on each one. Based on the sum of households' top four choices, the four programs important to the highest percentage of households are listed below.

- Farmer's market (39.5%)
- Community festivals/special events (33.6%)
- Concerts/Movies in the park (29.0%)
- Adult fitness and wellness programs (26.3%)

The percentage of households who selected each program as one of their top four choices is depicted in Figure 5 below.

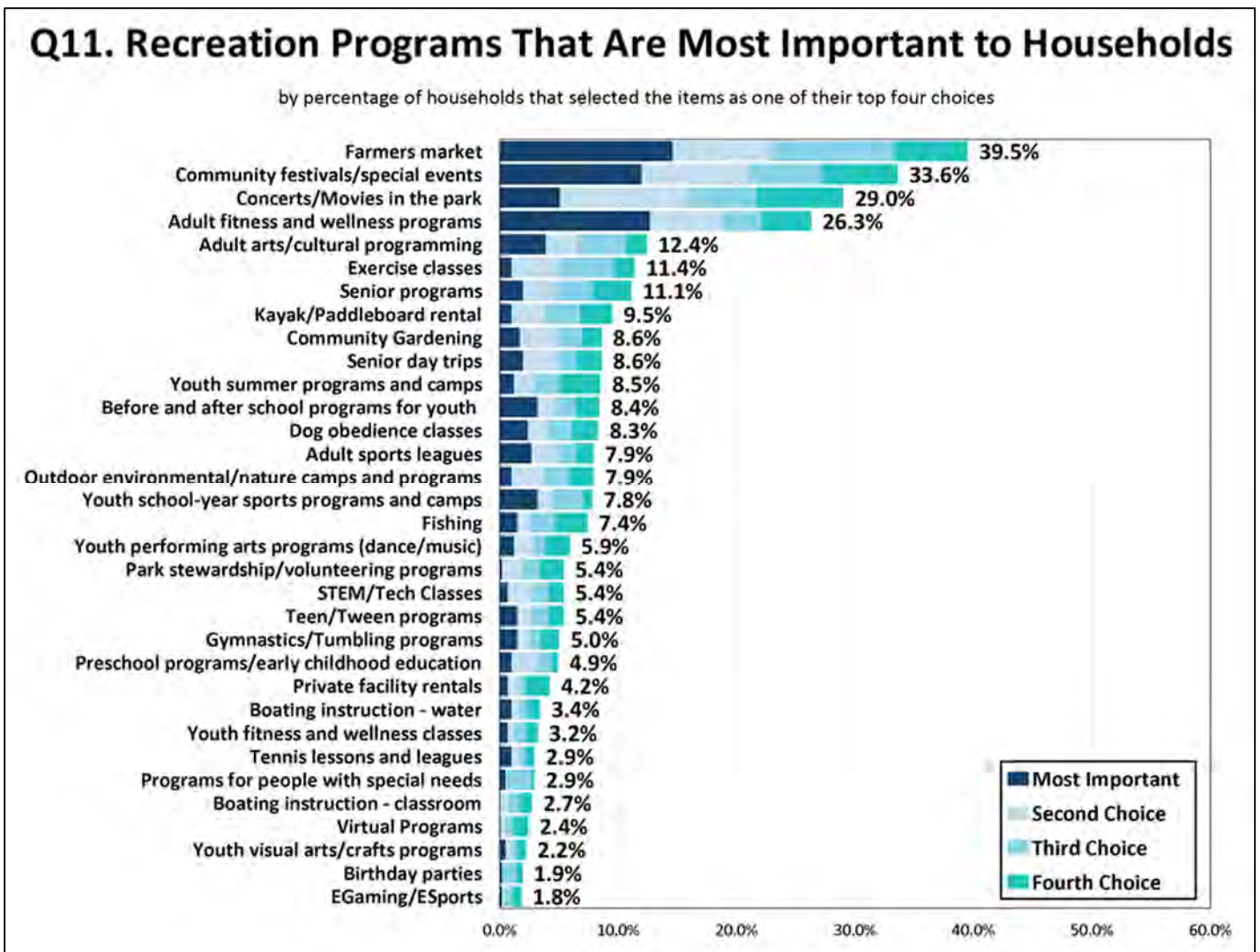


Figure 5: Importance of Various Recreation Programs to Households

Program and Activity Needs and Priorities



Priorities for Recreation Program Investments.

Details regarding the methodology for this analysis are provided above on Page v and in Section 3 of the Findings Report. Based on the Priority Investment Rating (PIR), the four programs were rated as **high priorities** for investment are shown in the table to the right.

Figure 6 below shows the PIR for each program analyzed.

Priorities for Investment:

1. Community festivals/special events (PIR=164.7)
2. Adult fitness and wellness programs (PIR=161.6)
3. Concerts/Movies in the park (PIR=156.2)
4. Farmer's market (PIR=122.9)

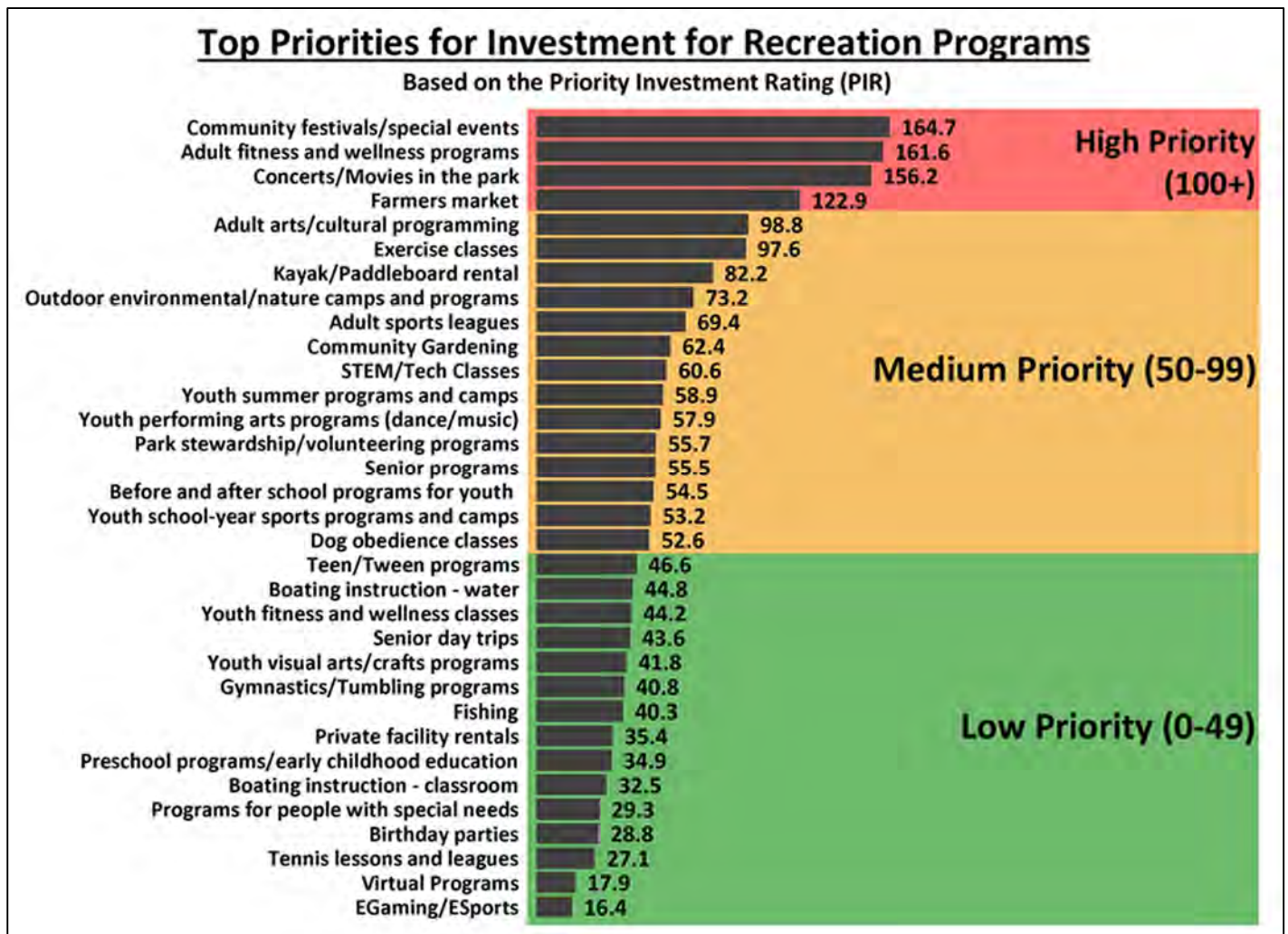



Figure 6: Priority Investment Ratings (PIR) for Recreation Programs

Additional Findings



- In the year, prior to the COVID-19 Pandemic, 80.0% of households indicated they used parks/facilities offered by the City. Over half (54.3%) of these households visited parks and recreation facilities one to four times a week; 5.8% visited five or more times a week, 23.6% visited one to three times a month, and 16.3% visited less than once a month.
 - 75.8% rated the overall quality as excellent or good; 21.5% rated them fair and 2.8% rated them as poor.
- The top three parks/facilities that households think should receive the most attention from the City of Des Moines over the next two years are the Des Moines Creek Trail (44.7%), Marina/Fishing Pier (38.7%), and the Des Moines Beach Park (28.5%).
- 33.9% of households indicated they participated in recreation programs during the two years prior to the COVID-19 Pandemic. Three-quarters of these households (75.2%) indicated they had participated in one to three programs and 24.8% participated in at least four programs.
 - The number one reason households participate in the City's parks and recreation programs is the location of the program (70.5%).
- Households were given a list of 17 potential reasons that could prevent them from using parks, trails, recreation facilities, or programs in the City of Des Moines more often. The three reasons that had the highest percentage of responses were:
 - Security is insufficient/loitering (30.2%)
 - I do not know what is being offered (29.3%)
 - I do not know locations of parks/facilities (29.0%)
- Majority of households indicated they use the City of Des Moines (70.6%) and neighboring cities (53.5%) for their recreation program and facility needs.
- Most households (80.2%) use the City Currents mailed newsletter to learn about the City recreation programs and activities. 76.1% most prefer the City to use City Currents to communicate with the community about recreation programs and activities.
- 57.9% of households are satisfied with the overall value received, prior to the COVID-19 Pandemic, from the City of Des Moines Parks, Recreation, and Senior Services; 28.7% are neither satisfied nor dissatisfied and 13.4% dissatisfied.
- 36.0% of households indicated they were satisfied with the overall value received from the City of Des Moines Parks, Recreation, and Senior Services during the COVID-19 Pandemic; 36.9% were neither satisfied nor dissatisfied and 27.1% dissatisfied.

Additional Findings



- 94.2% of households feel it is important for the City to provide high quality parks and recreation programs and facilities.
- The top three actions, that the City of Des Moines could take to improve the parks and recreation system, with the highest percentage of support from households were:
 - Develop new walking trails (76.6%)
 - Improve existing park restrooms (76.3%)
 - Improve existing parks in general - *introducing different park activities or amenities in existing parks* (75.4%)
- The top three actions that households would be most willing to fund with tax dollars are:
 - Develop connectivity of trails throughout the community (26.4%)
 - Develop new walking trails (21.2%)
 - Improve existing park restrooms (20.7%)

To ensure that the City of Des Moines continues to meet the needs and expectations of the community, ETC Institute recommends that the Parks, Recreation, and Senior Services sustain and/or improve the performance in areas that were identified as “high priorities” by the Priority Investment Rating (PIR). The ratings for Parks and Recreation facilities and programs are listed below.

- **Parks and Recreation Facilities Rated as High Priority Items:**

1. Walking and biking trails (PIR=164.1)
2. Waterfront parks (PIR=163.4)
3. Restrooms (PIR=153.9)
4. Splash pads (PIR=112.5)
5. Off-leash dog parks (PIR=105.7)
6. Natural parks and preserves (PIR=103.0)

- **Parks and Recreation Programs Rated as High Priority Items:**

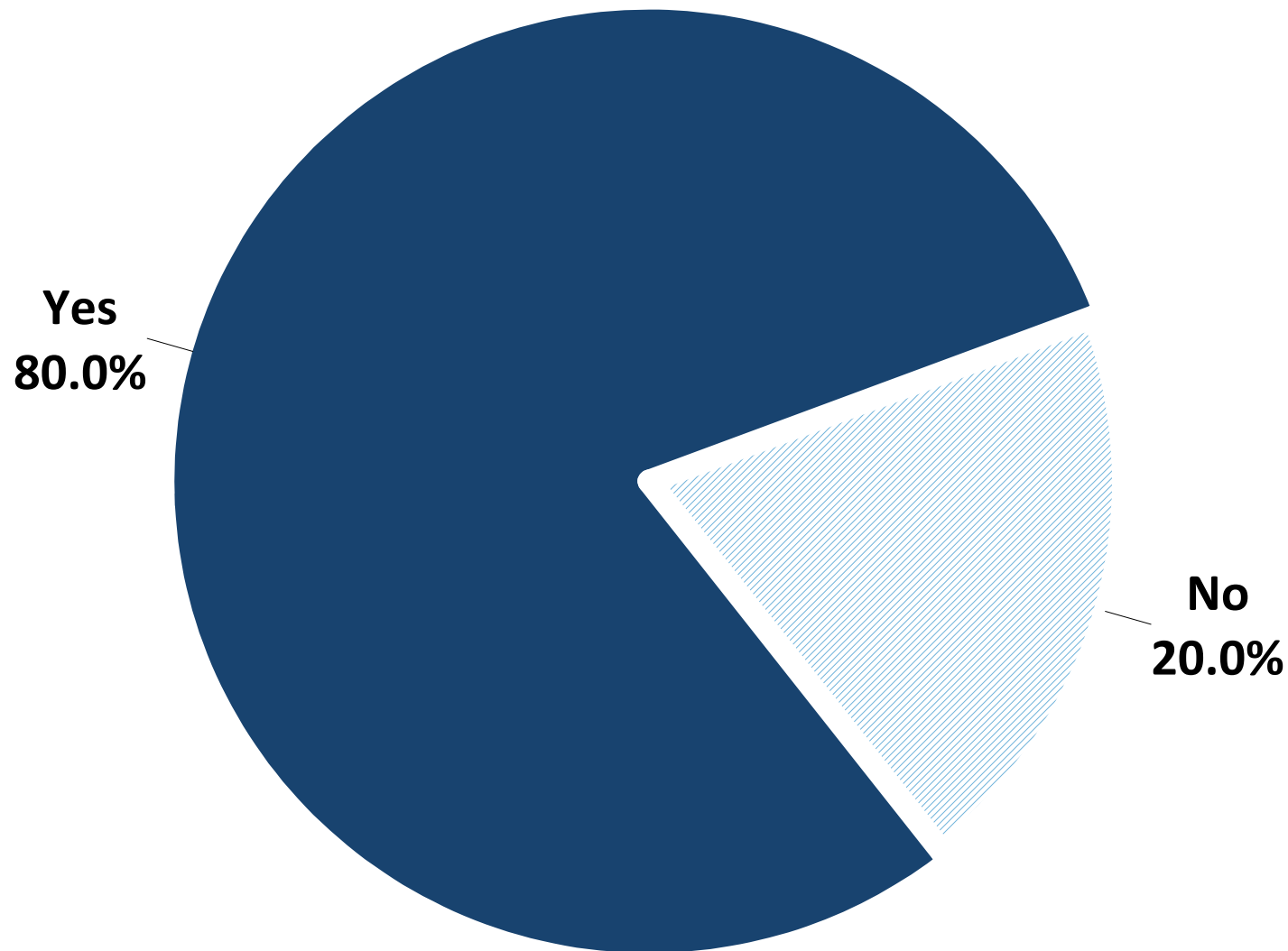
1. Community festivals/special events (PIR=164.7)
2. Adult fitness and wellness programs (PIR=161.6)
3. Concerts/Movies in the park (PIR=156.2)
4. Farmer’s market (PIR=122.9)



Overall Results

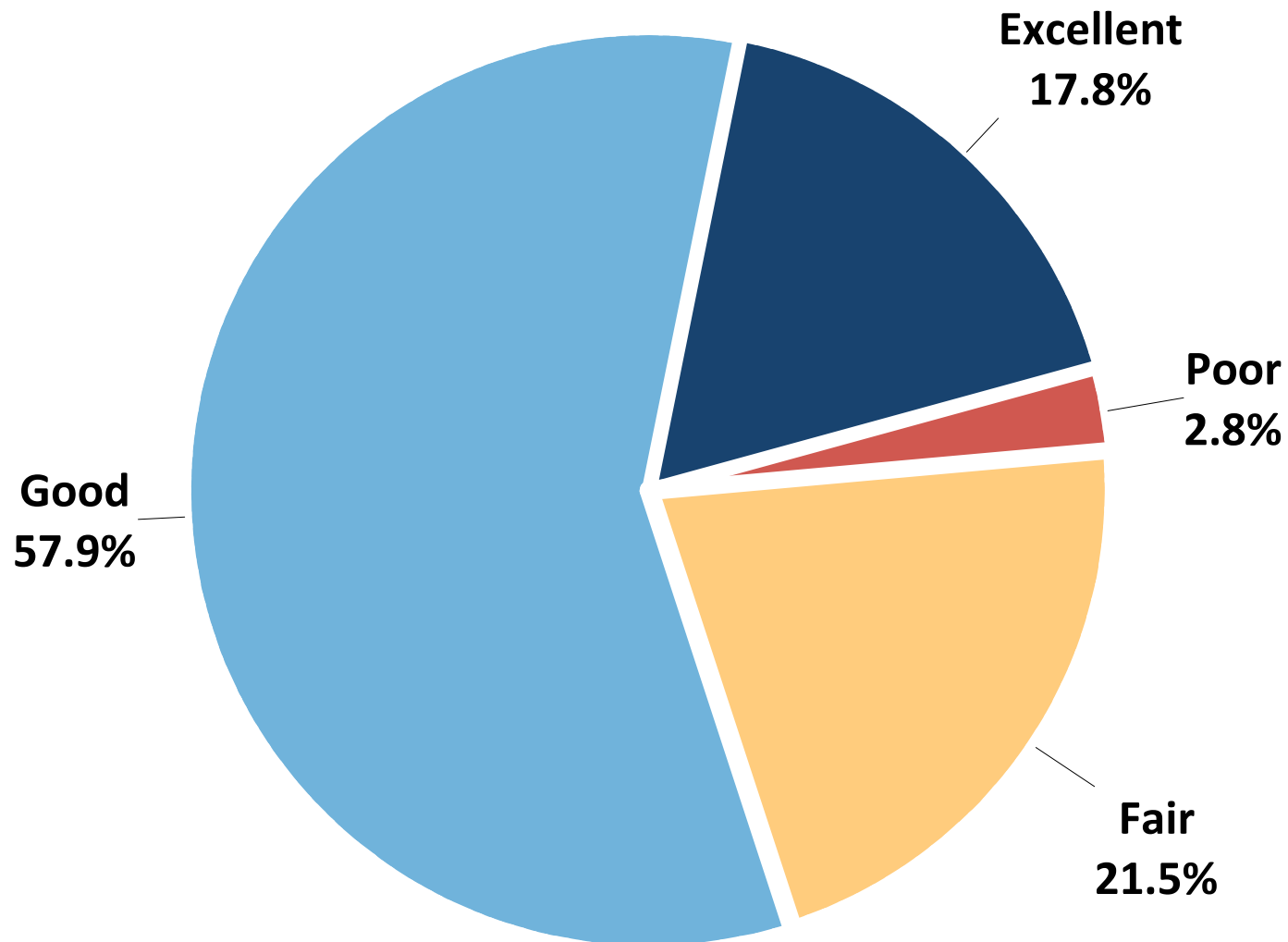
Q1. In the 12 months prior to COVID-19, did you or other members of your household use any parks or facilities offered by the City of Des Moines Parks, Recreation, and Senior Services?

by percentage of households



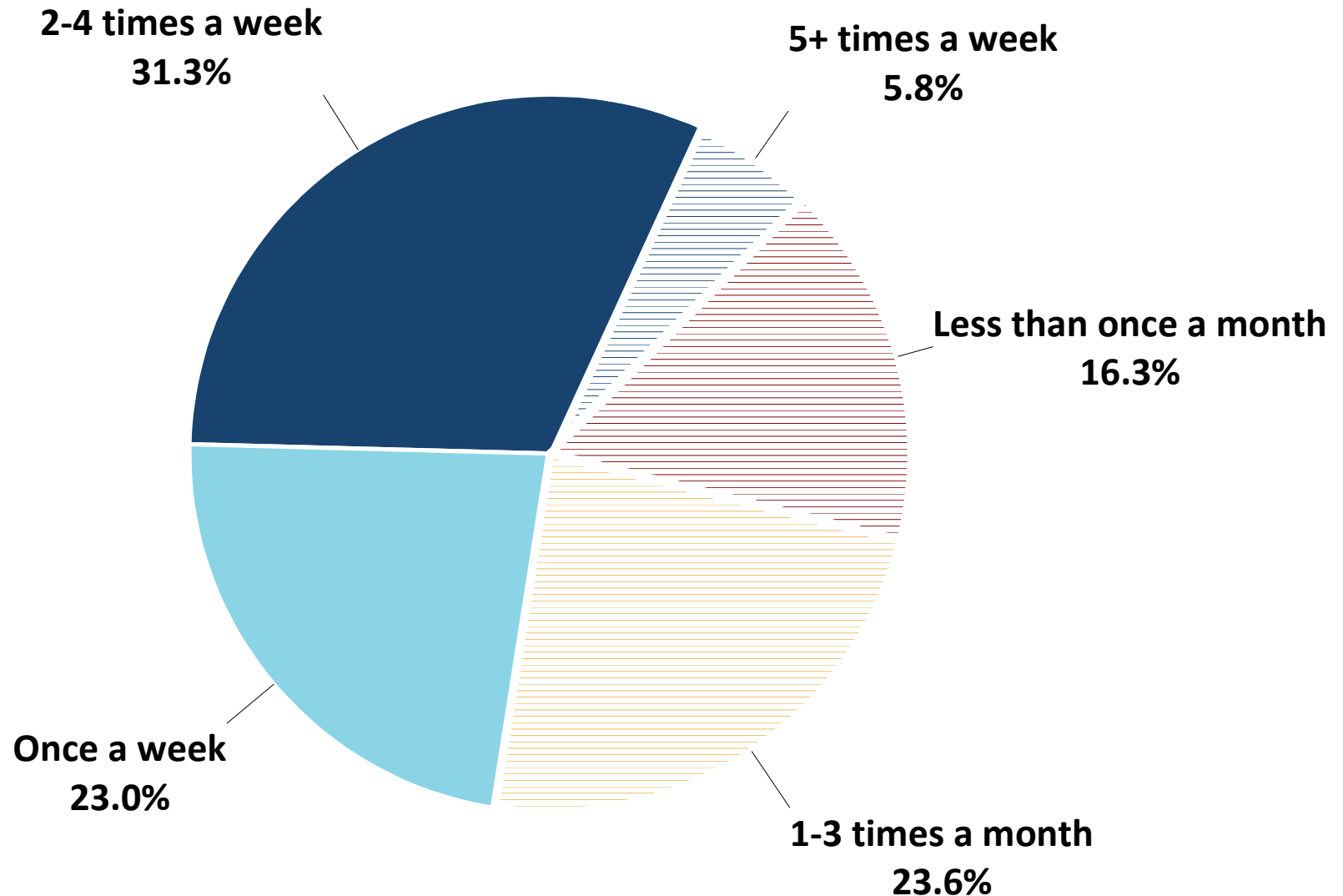
Q1a. How would you rate the overall quality of the City of Des Moines Parks, Recreation, and Senior Services facilities that you and members of your household have used?

by percentage of households that answered "yes" to Q1
(excluding *not provided* responses)



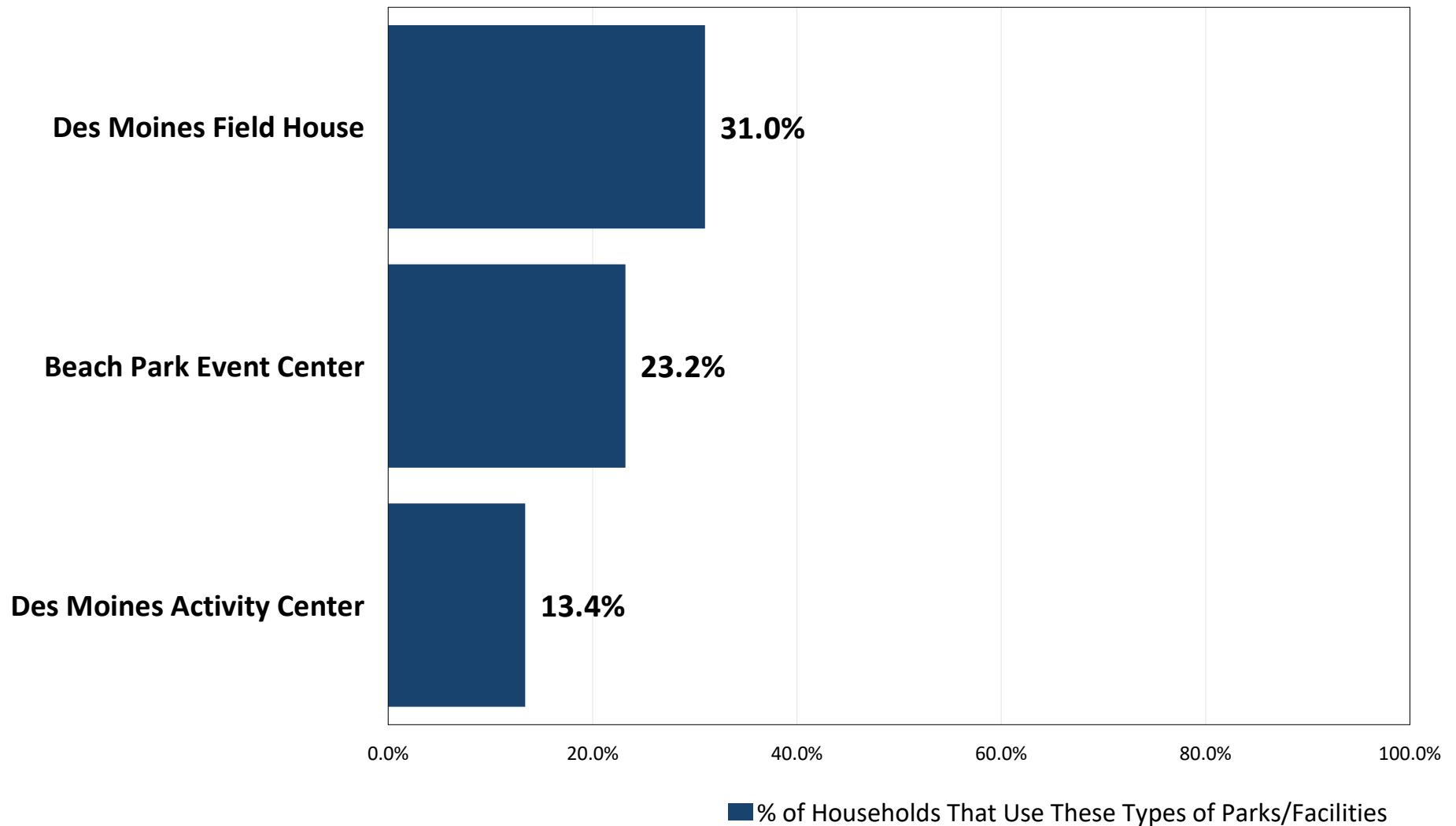
Q1b. How often have you visited City of Des Moines Parks, Recreation, and Senior Services facilities during the 12 months immediately prior to COVID-19?

by percentage of households that answered "yes" to Q1 (excluding *not provided* responses)



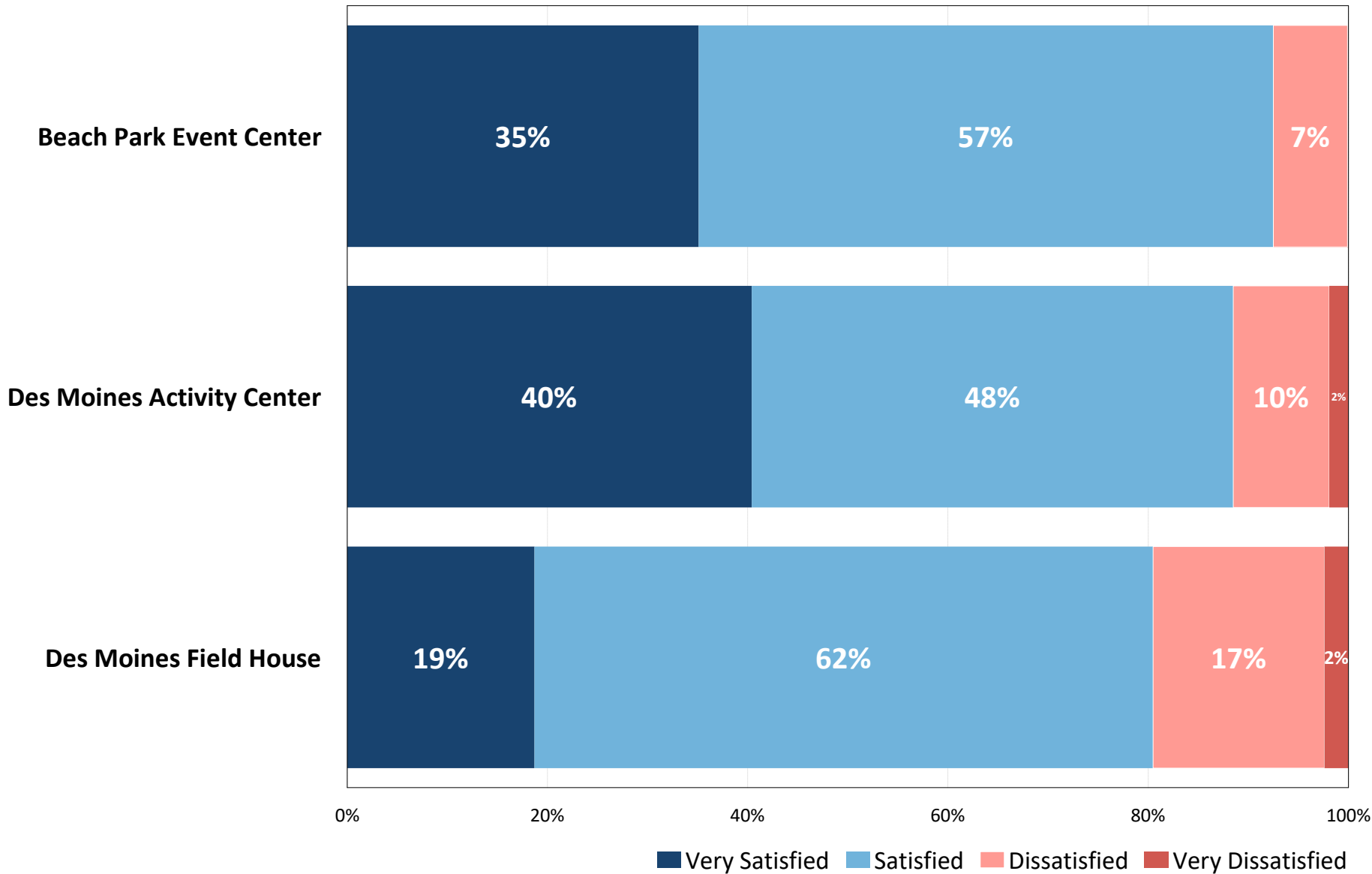
Q2(1-3). Parks/Facilities: Please indicate if you or other members of your household use the following types of parks and facilities provided by the City of Des Moines.

by percentage of households (multiple choices could be selected)



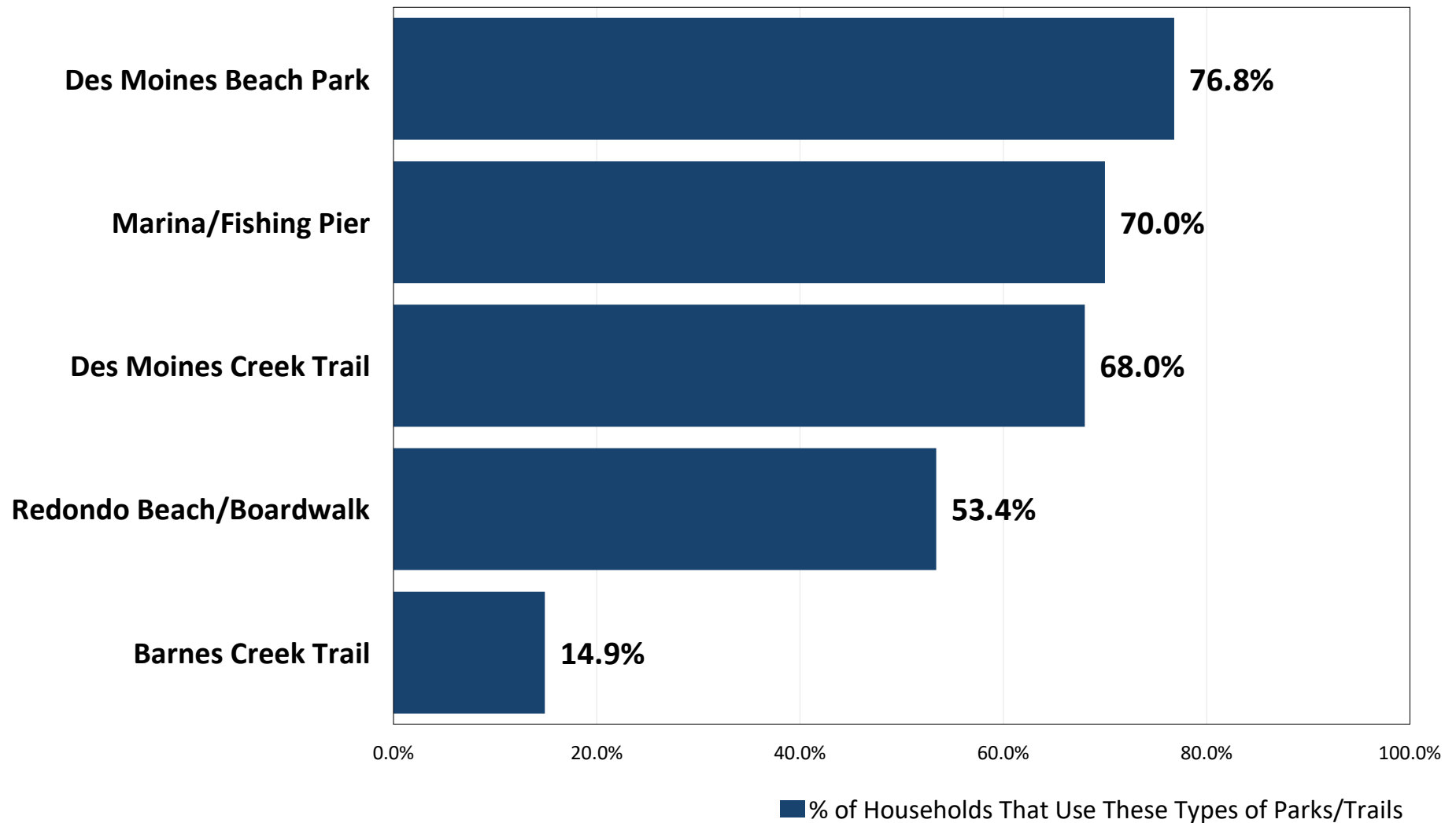
Q2(1-3). Level of Satisfaction with the Used Parks/Facilities

by percentage of households, using a 4-point scale, where 4 means *very satisfied* and 1 means *very dissatisfied*
(excluding N/A responses)



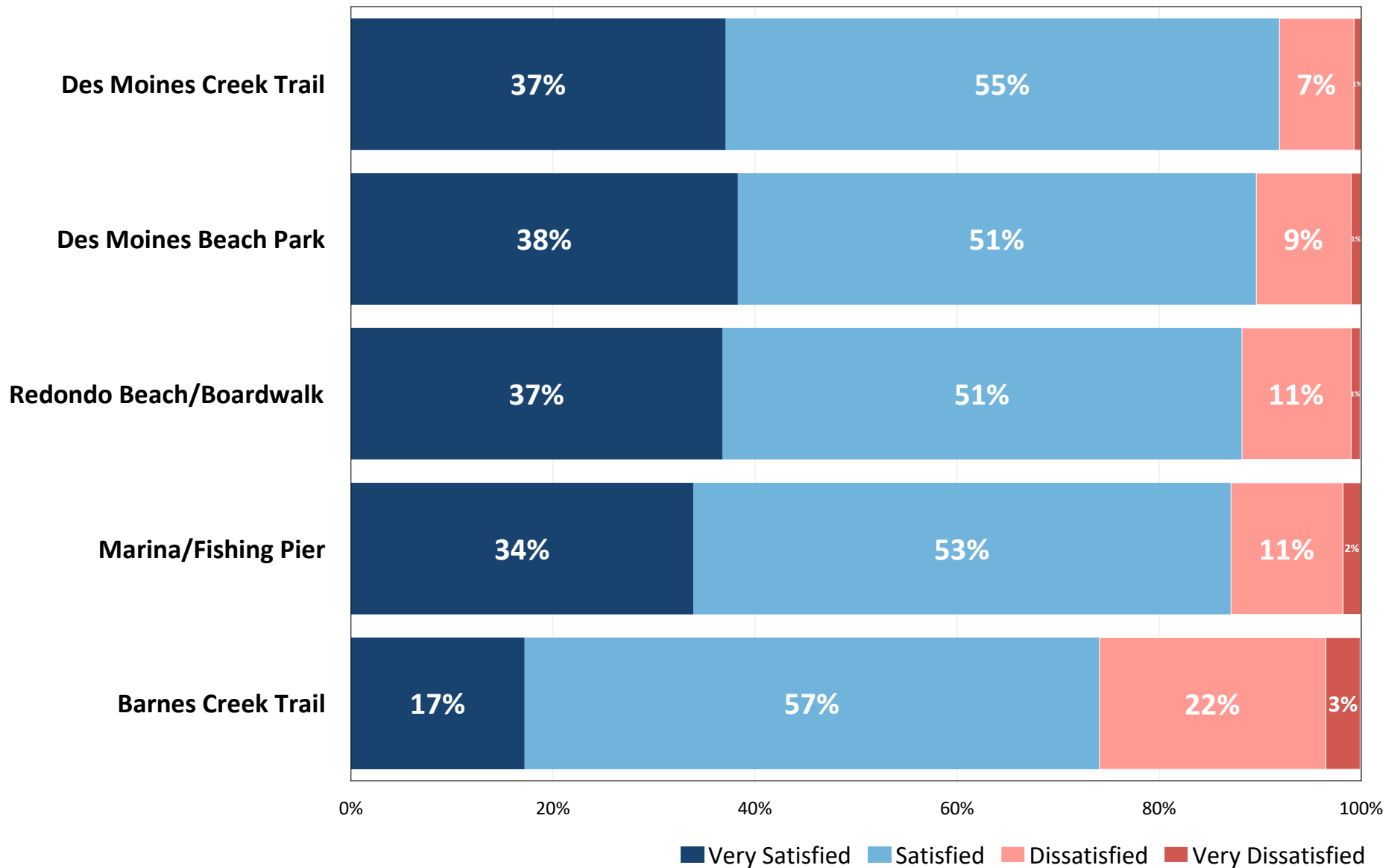
Q2(4-8). Waterfront Parks/Trails: Please indicate if you or other members of your household use the following types of parks and facilities provided by the City of Des Moines.

by percentage of households (multiple choices could be selected)



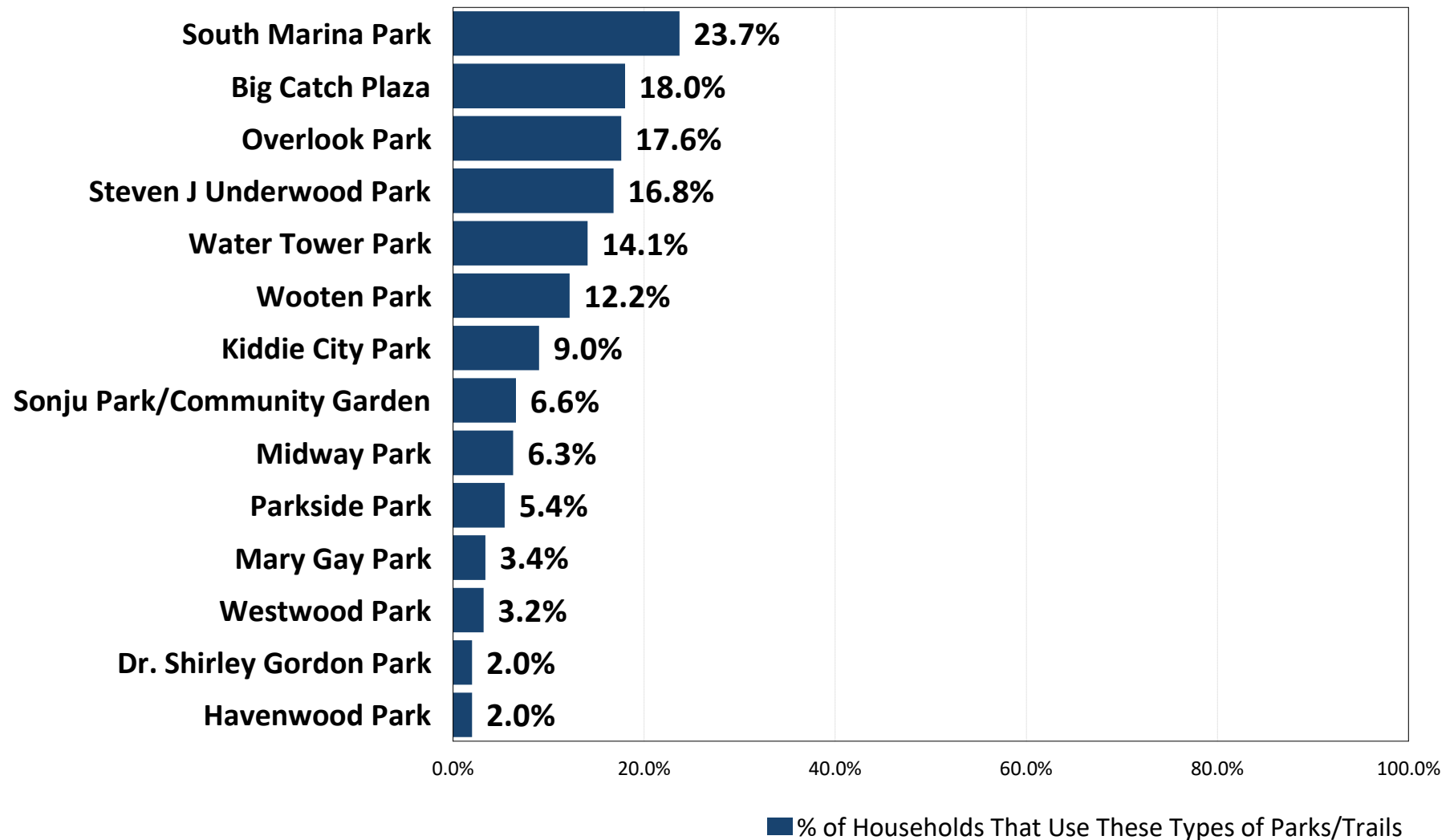
Q2(4-8). Level of Satisfaction with the Used Waterfront Parks/Trails

by percentage of households, using a 4-point scale, where 4 means *very satisfied* and 1 means *very dissatisfied*
(excluding N/A responses)



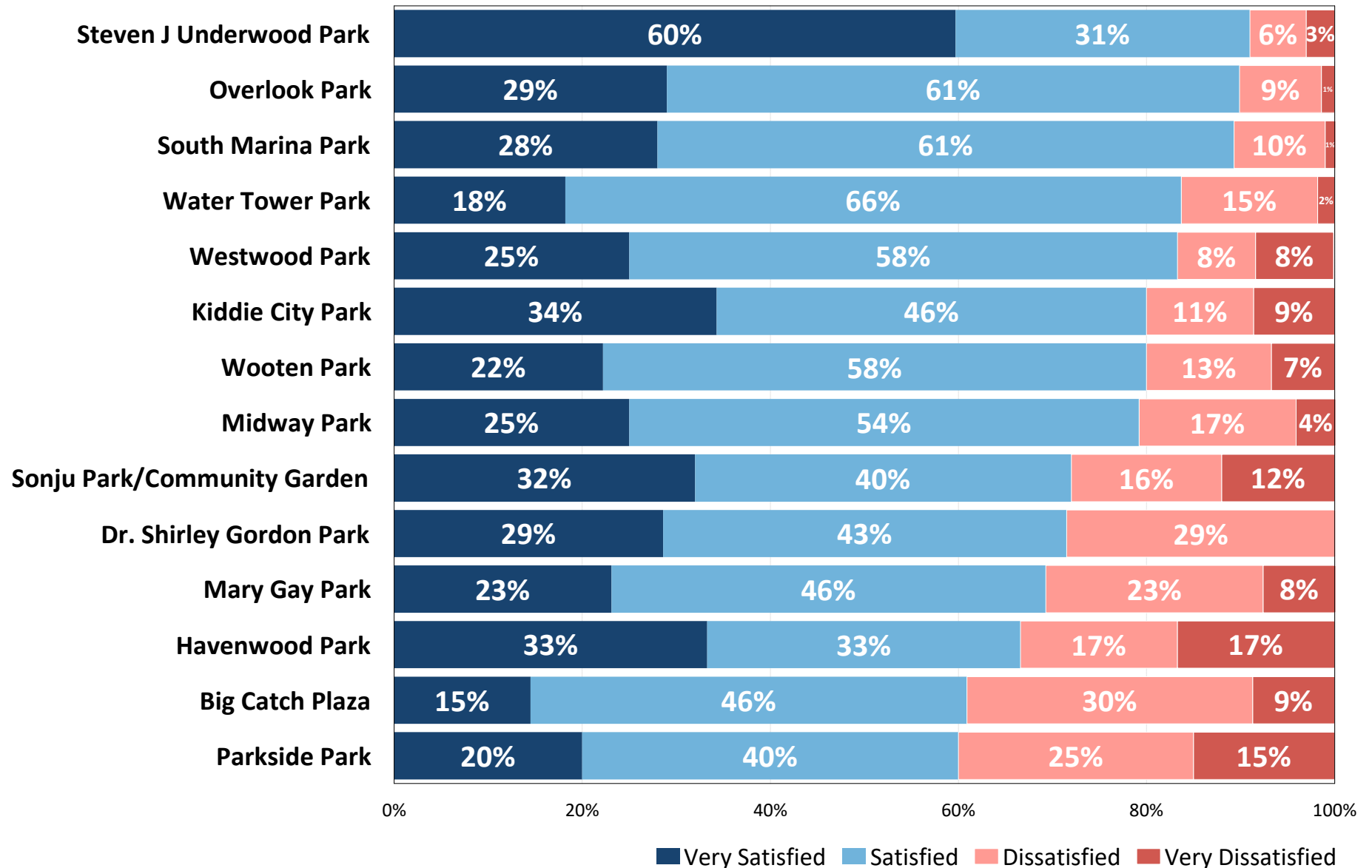
Q2(9-22). Parks/Trails: Please indicate if you or other members of your household use the following types of parks and facilities provided by the City of Des Moines.

by percentage of households (multiple choices could be selected)



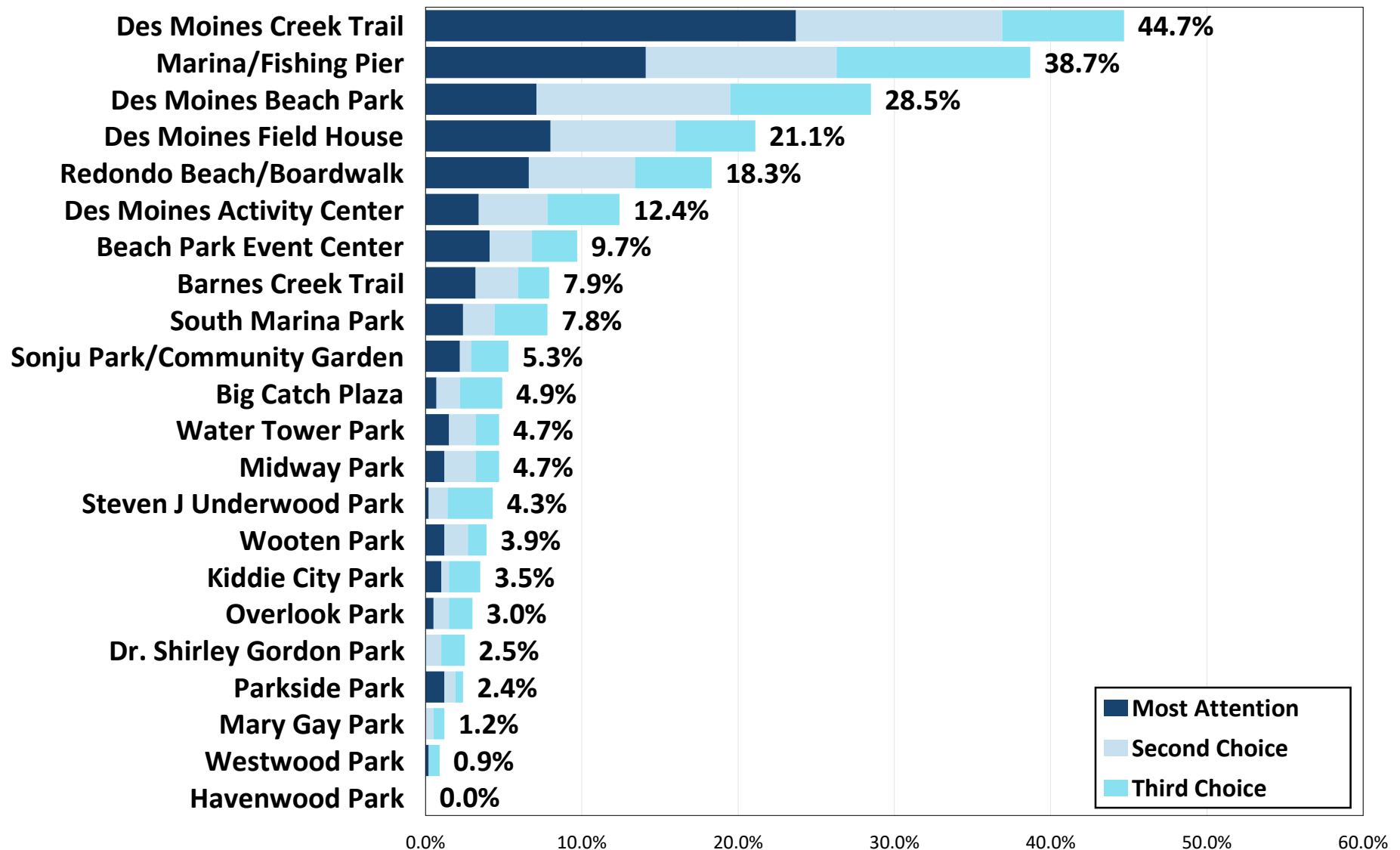
Q2(9-22). Level of Satisfaction with the Used Parks/Trails

by percentage of households, using a 4-point scale, where 4 means *very satisfied* and 1 means *very dissatisfied*
(excluding N/A responses)



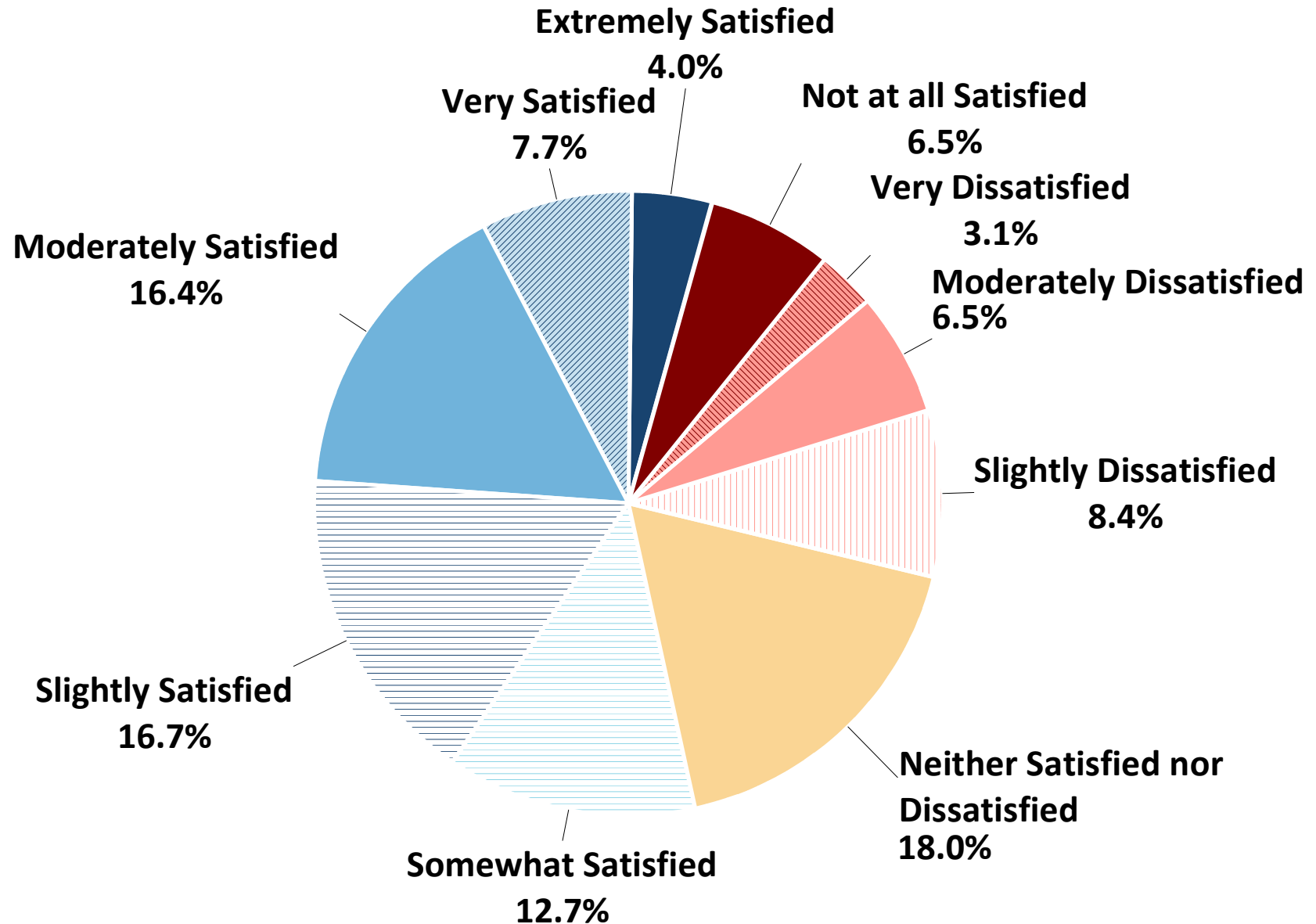
Q3. Which THREE of the parks/facilities listed in Question 2 do you think should receive the MOST ATTENTION from the City of Des Moines over the next TWO years?

by percentage of households that selected the items as one of their top three choices



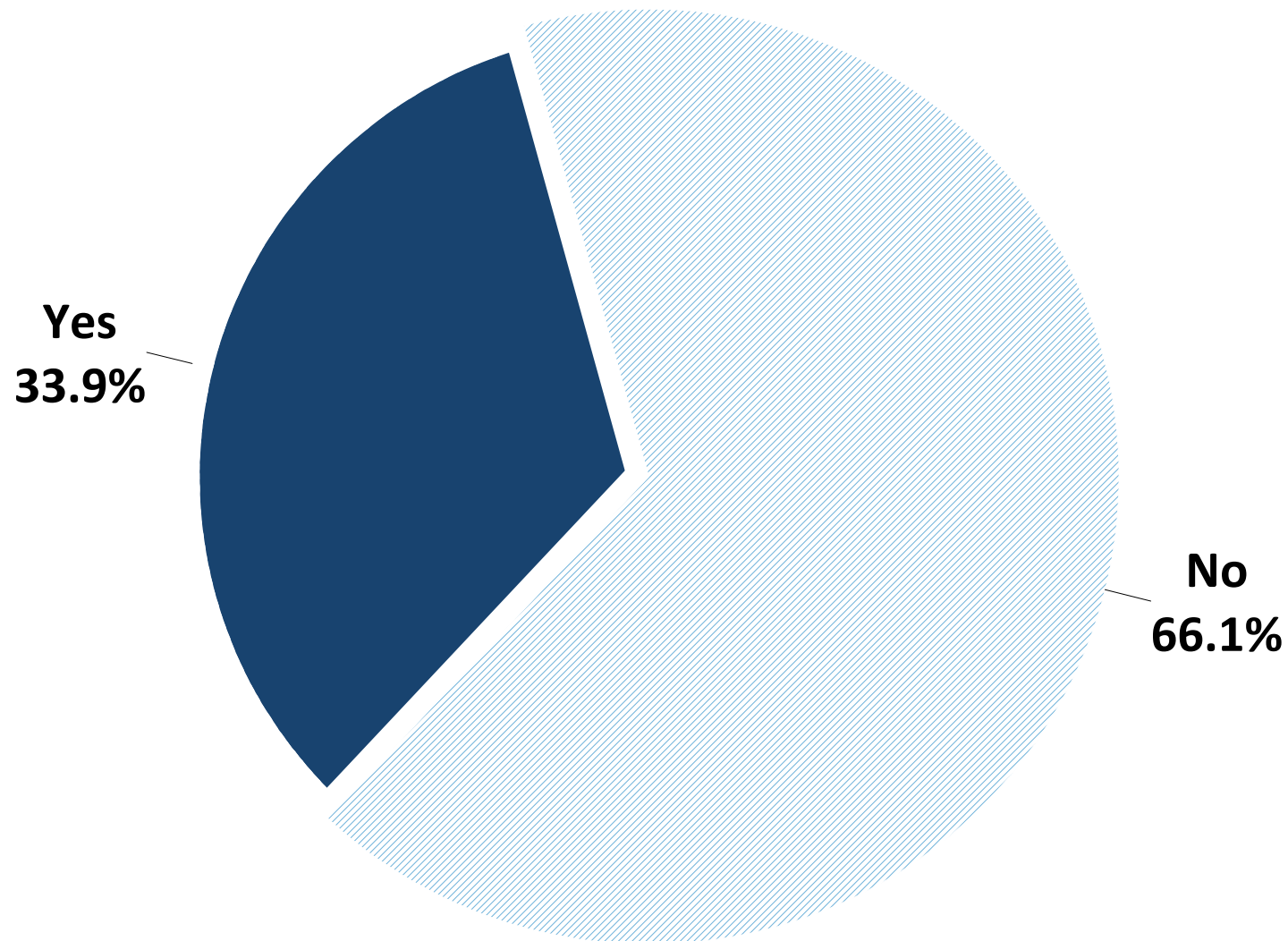
Q4. How satisfied are you with the progress that the city is making in acquiring, improving, and investing in parks and recreation facilities in the City of Des Moines?

by percentage of households (excluding don't know responses)



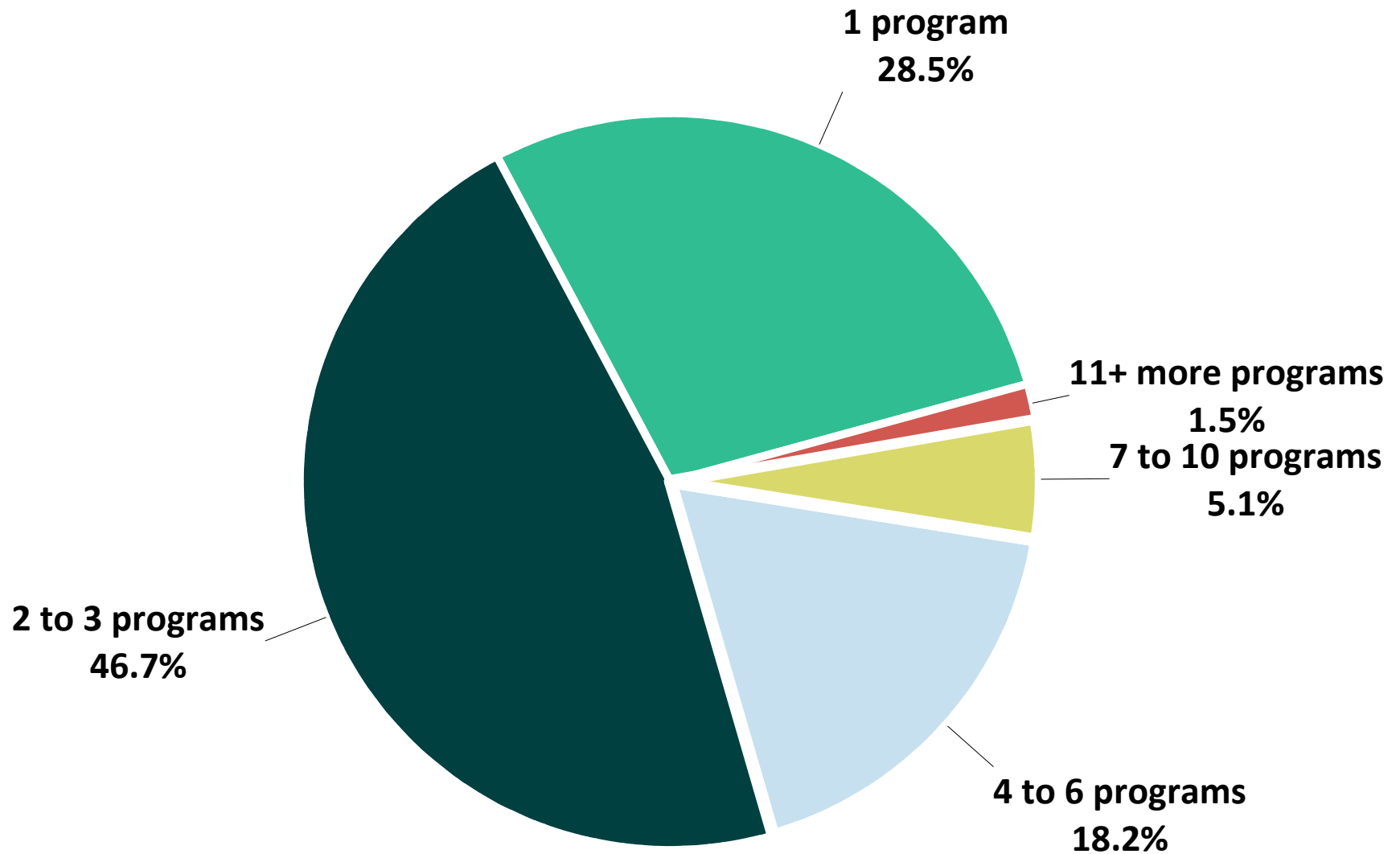
Q5. Did you or other members of your household participate in any recreation programs offered by the City of Des Moines during the two years immediately prior to COVID-19?

by percentage of households



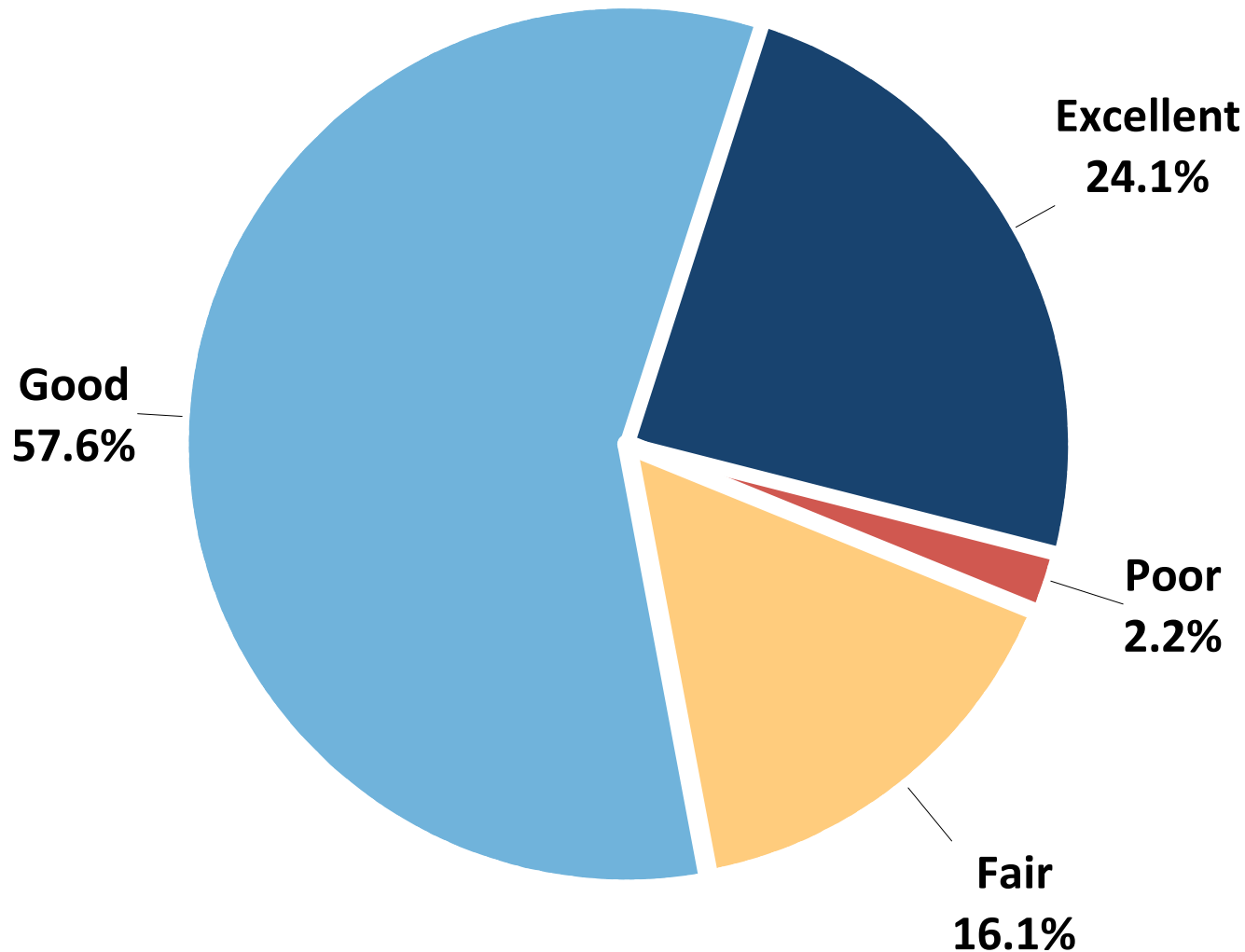
Q5a. Approximately how many different recreation programs offered by the City of Des Moines have you or members of your household participated in over those 2 years?

by percentage of households that answered "yes" to Q5 (excluding *not provided* responses)



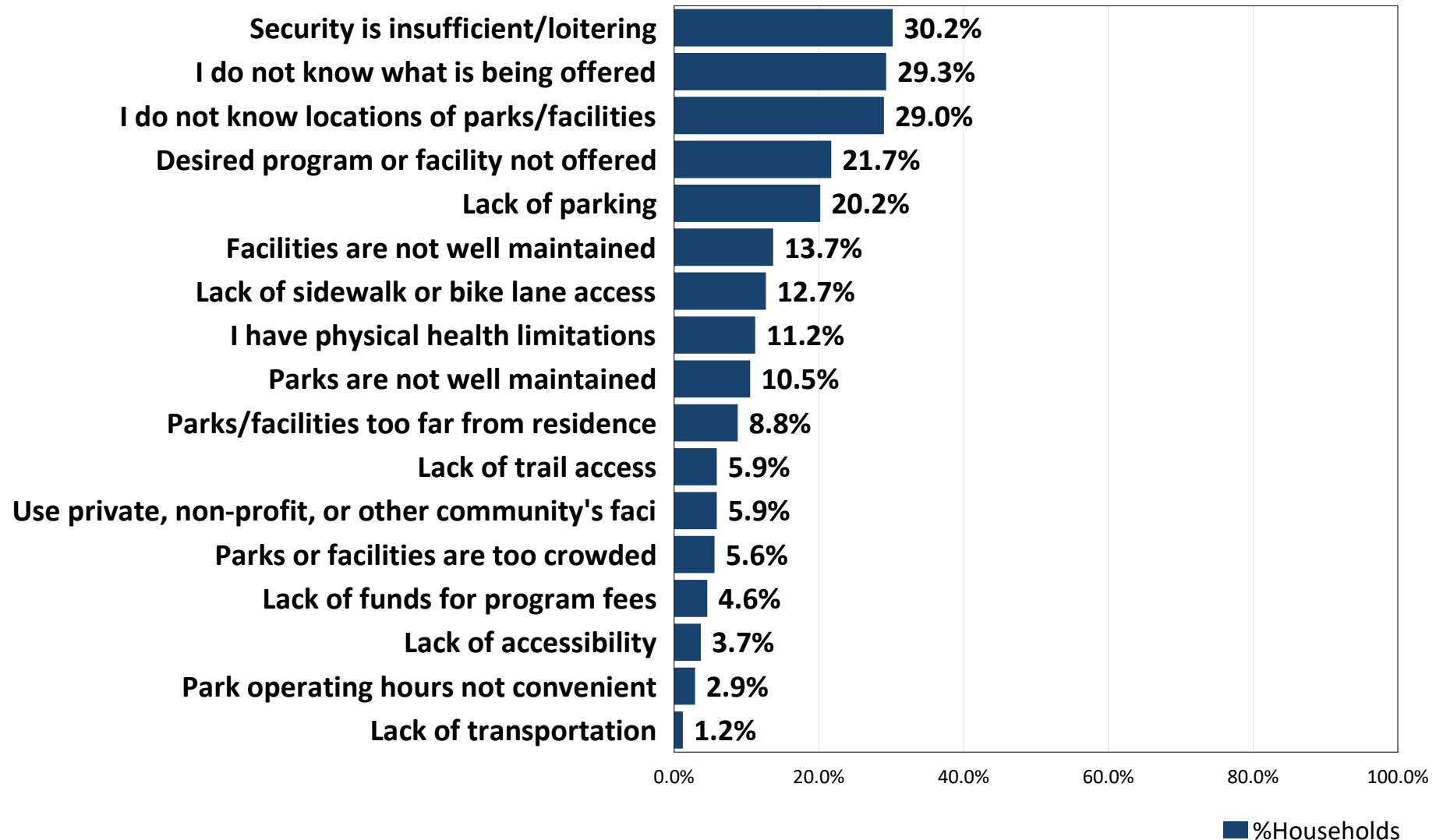
Q5b. Overall, how would you rate the quality of the City of Des Moines Parks, Recreation, and Senior Services programs that you and members of your household have participated in?

by percentage of households that answered "yes" to Q5
(excluding *not provided* responses)



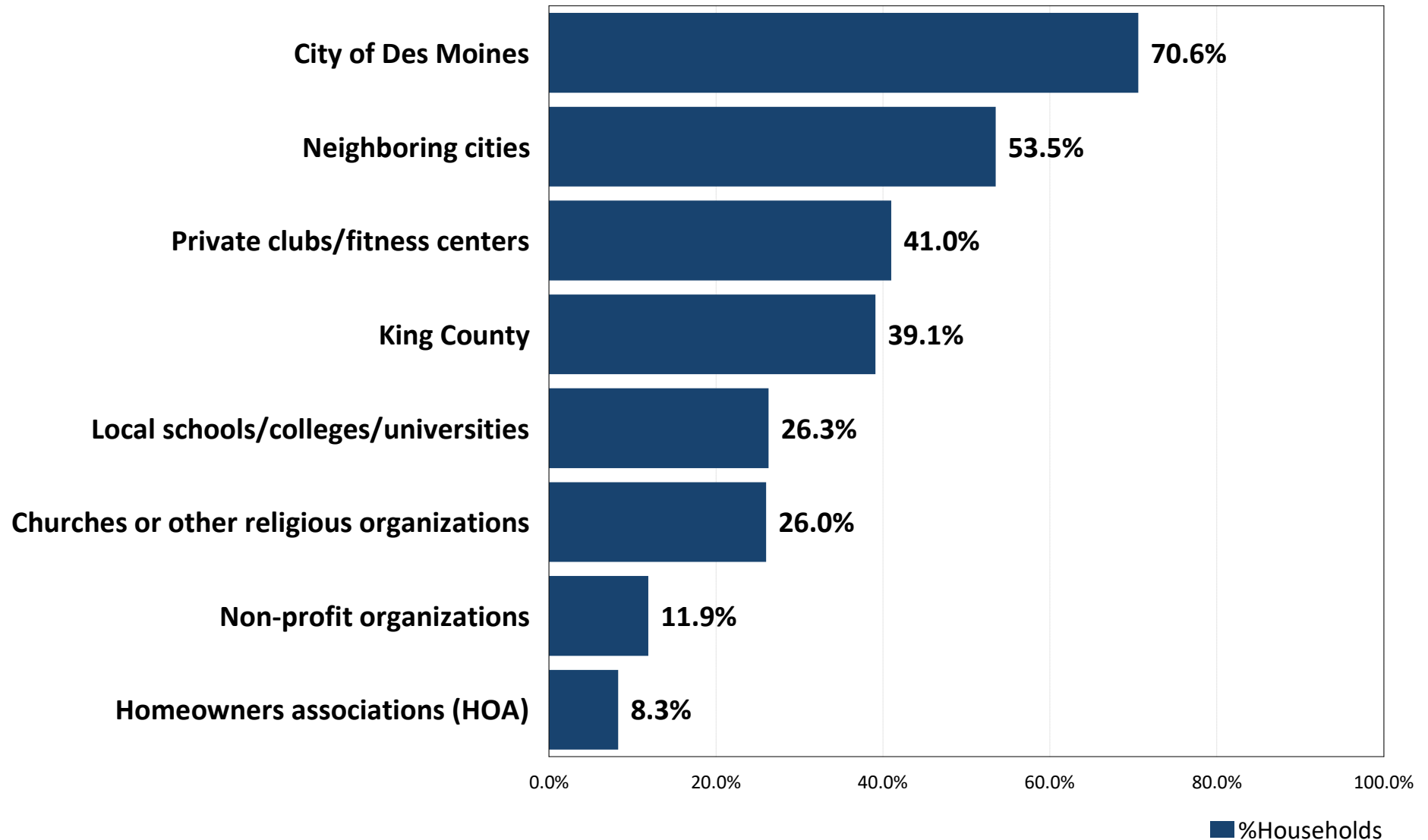
Q6. Please CHECK ALL the reasons that have prevented you or other members of your household from using parks, trails, recreation facilities, or programs in the City of Des Moines more often.

by percentage of households (multiple choices could be selected)



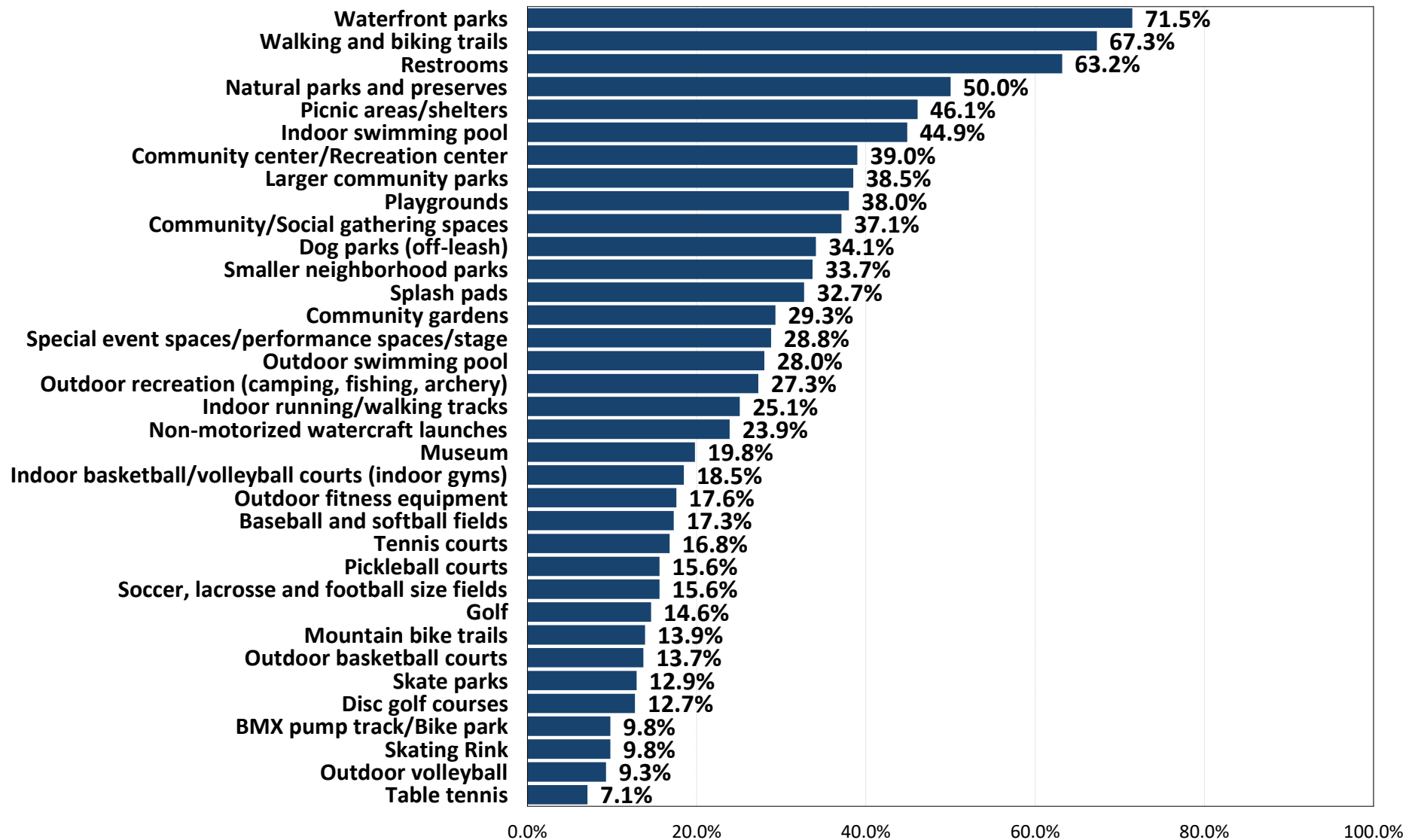
Q7. Please CHECK ALL the following organizations you or members of your household use for recreation programs and facilities.

by percentage of households (excluding *none of these* responses) (multiple choices could be selected)



Q8. Percentage of Households That Have a Need for Parks and Recreation Facilities

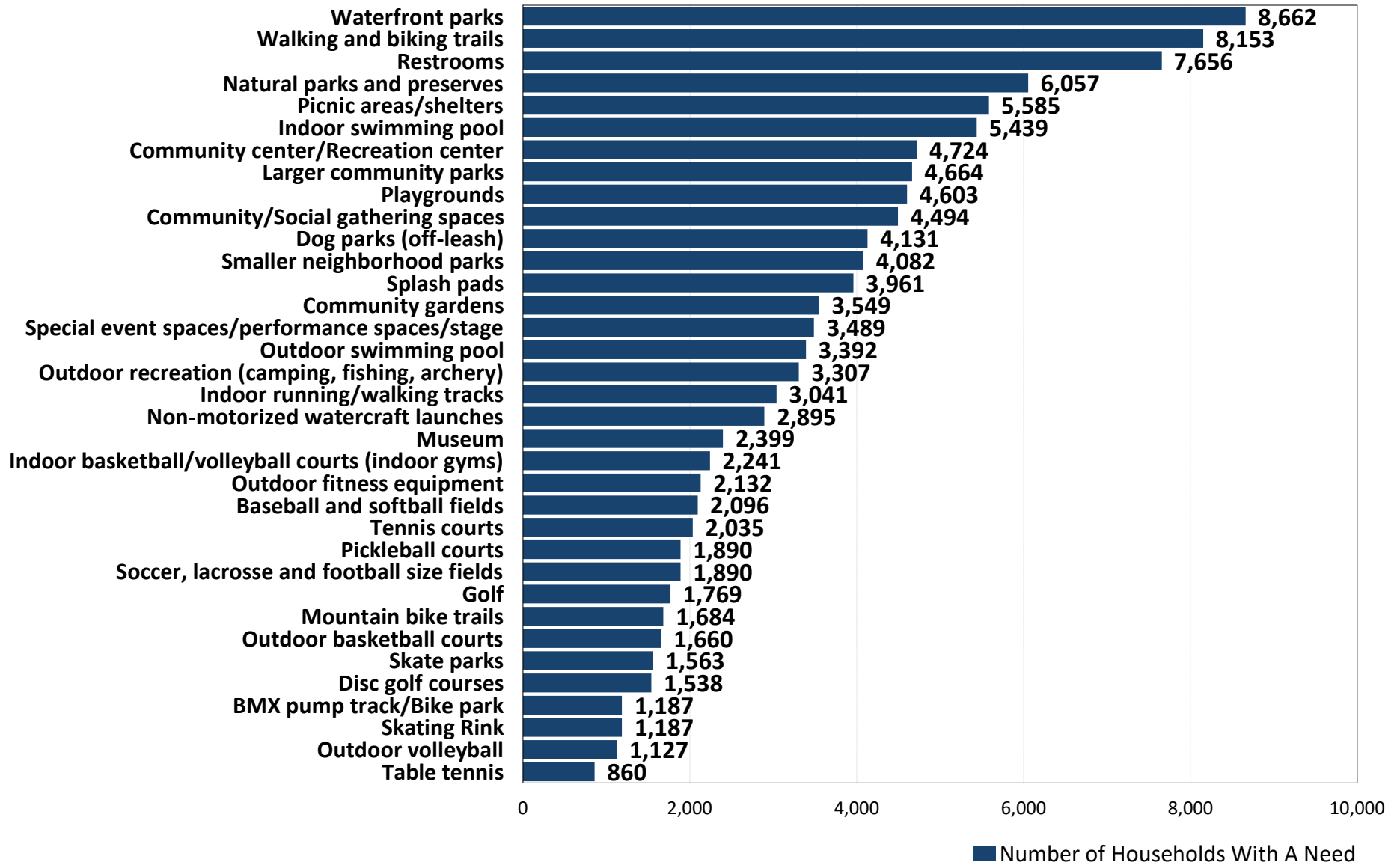
by percentage of households



■ %Households With A Need

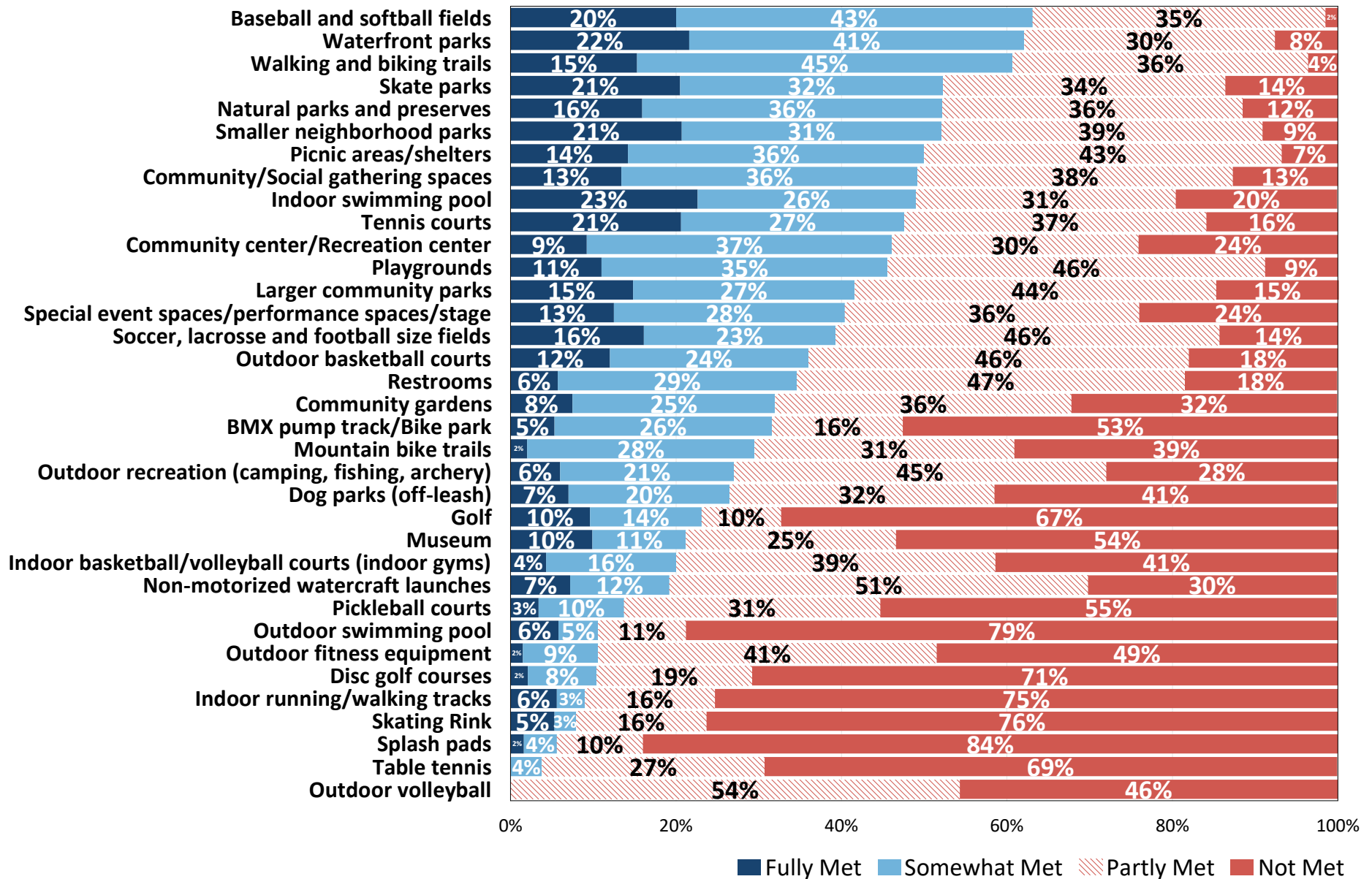
Estimated Number of Households That Have a Need for Parks and Recreation Facilities

by estimated number of households that have a need for Parks and Recreation facilities in Des Moines, WA
(based on the estimated number of households of 12,114)



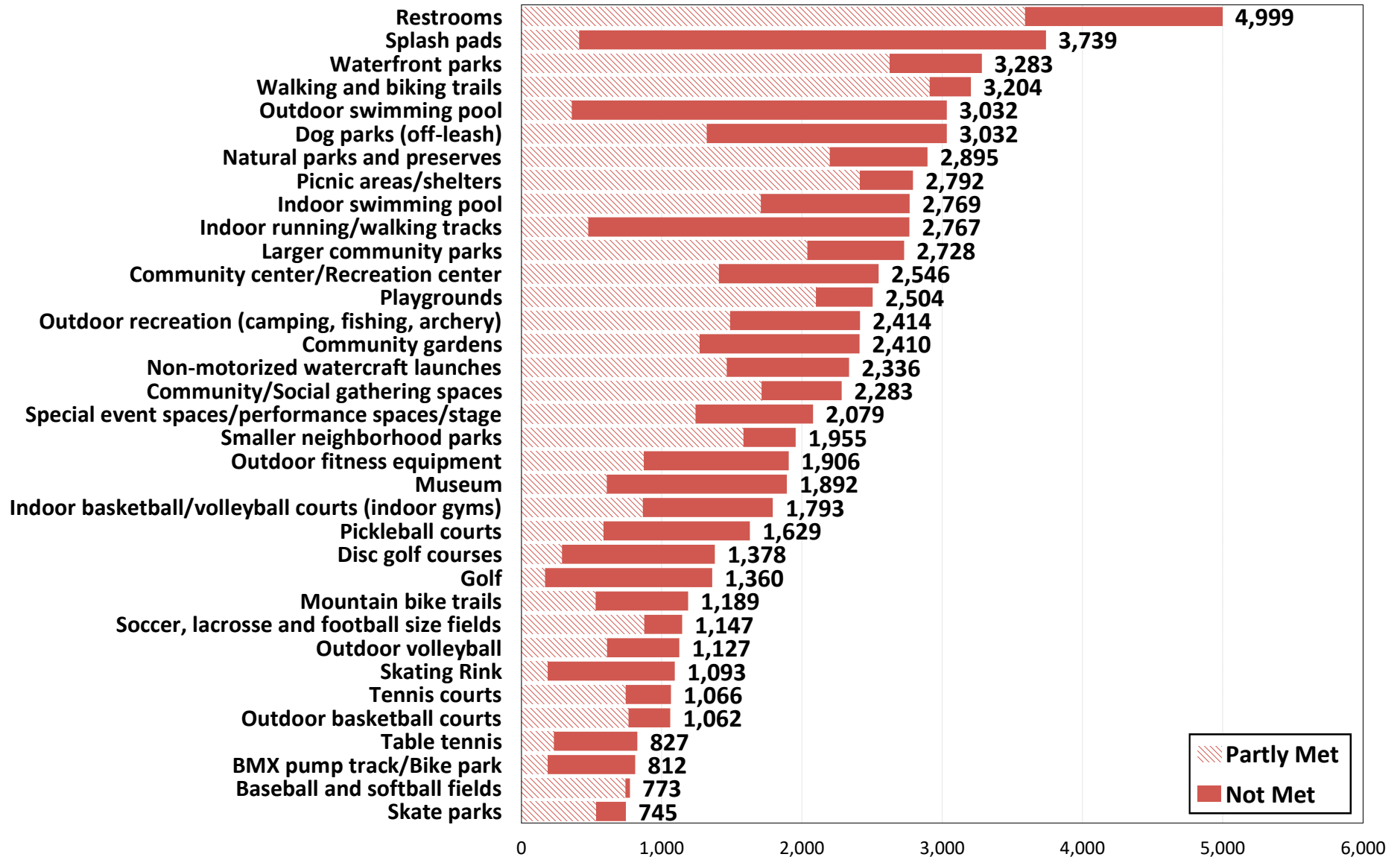
Q8. Level of Percent That Households' Needs for Facilities Are Being Met

by percentage of households that have a need for parks and recreation facilities, using a 4-point scale, where 4 means *fully met* and 1 means *not met*



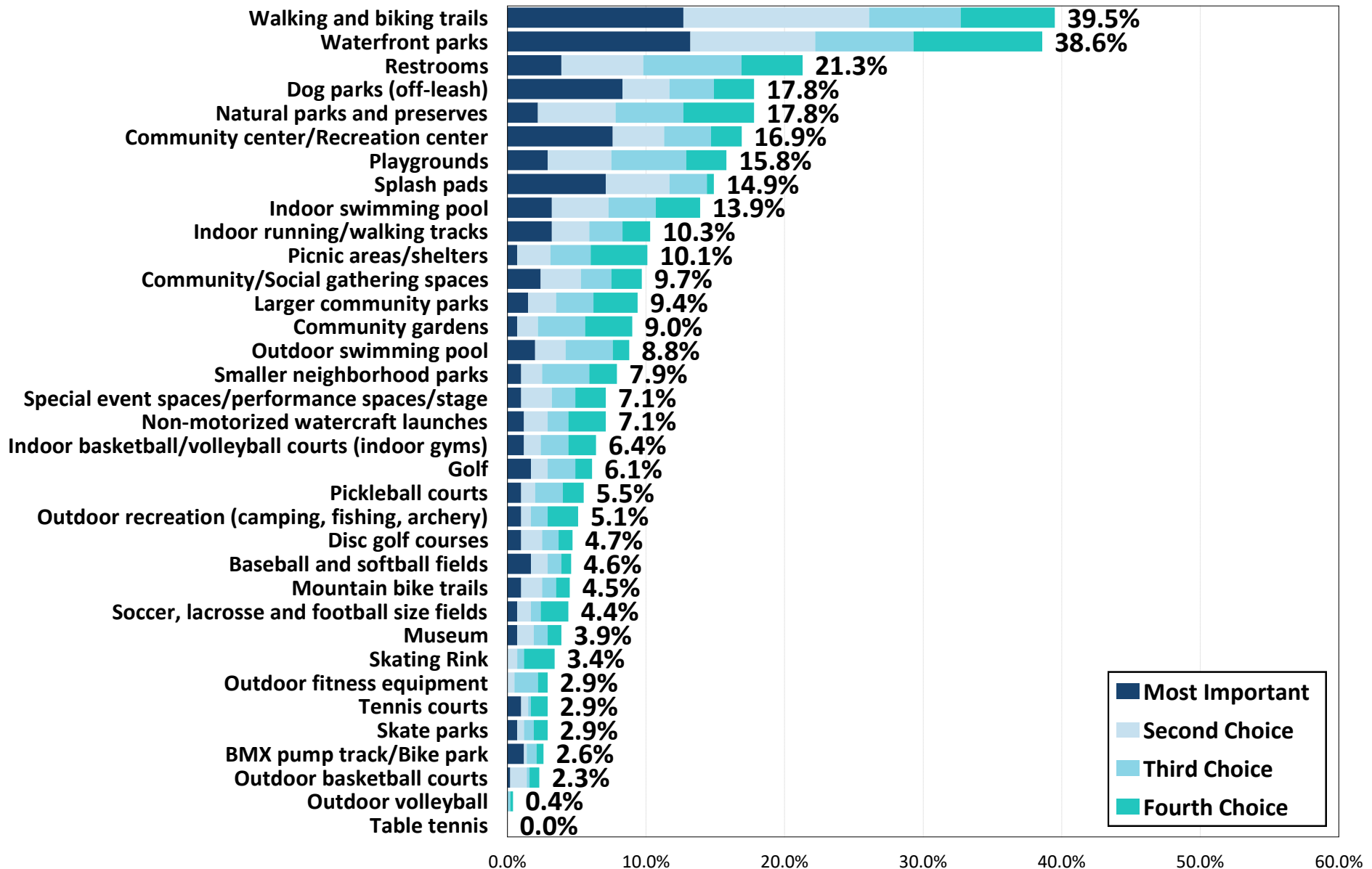
Q8. Percentage of Households Whose Needs for Facilities Are Being Partly or Not Met

by percent of households with a need for Parks and Recreation facilities
(based on the estimated number of 12,114 households in Des Moines, WA)



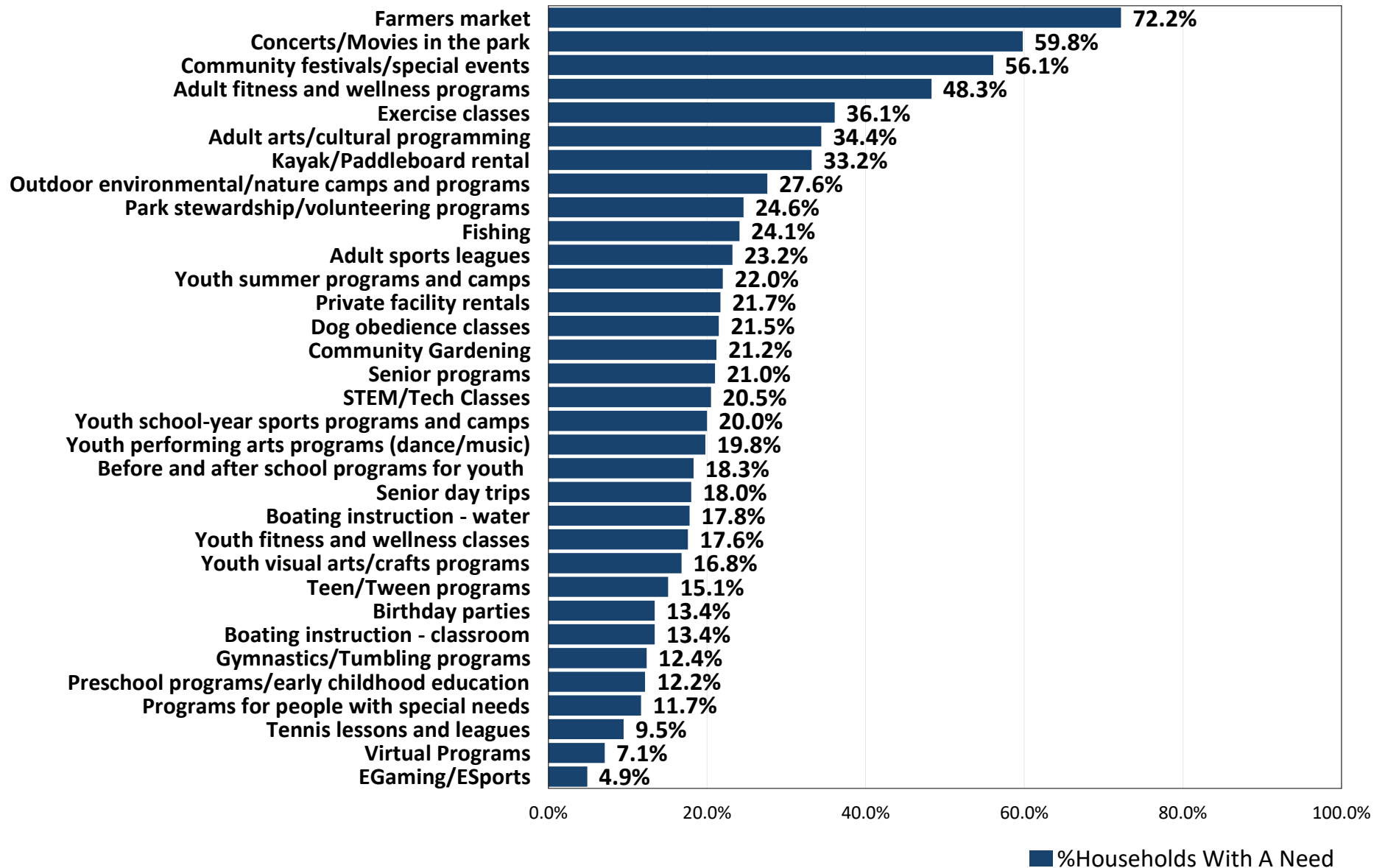
Q9. Parks and Recreation Facilities That Are Most Important to Households

by percentage of households that selected the items as one of their top four choices



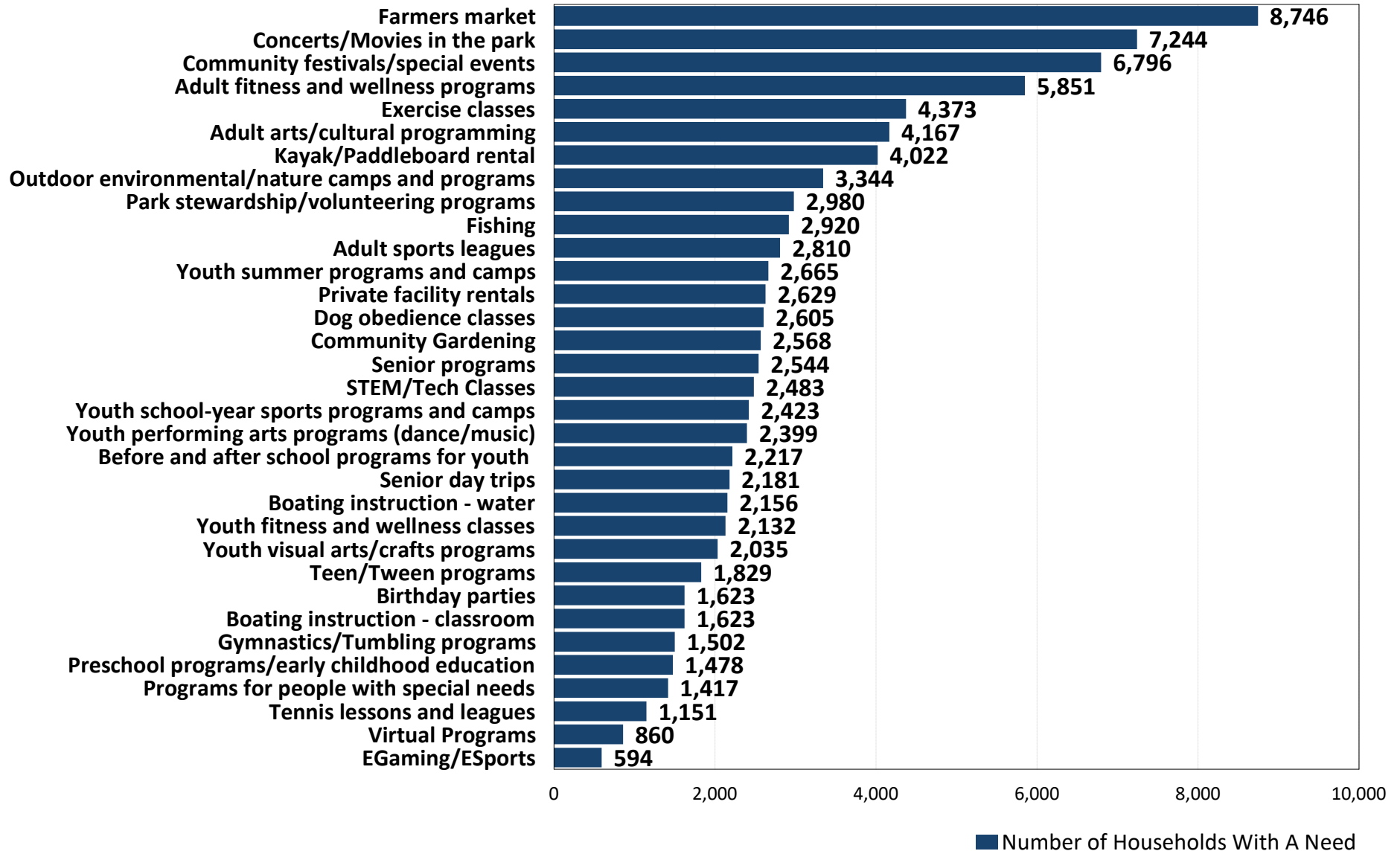
Q10. Percentage of Households That Have a Need for Recreation Programs

by percentage of households



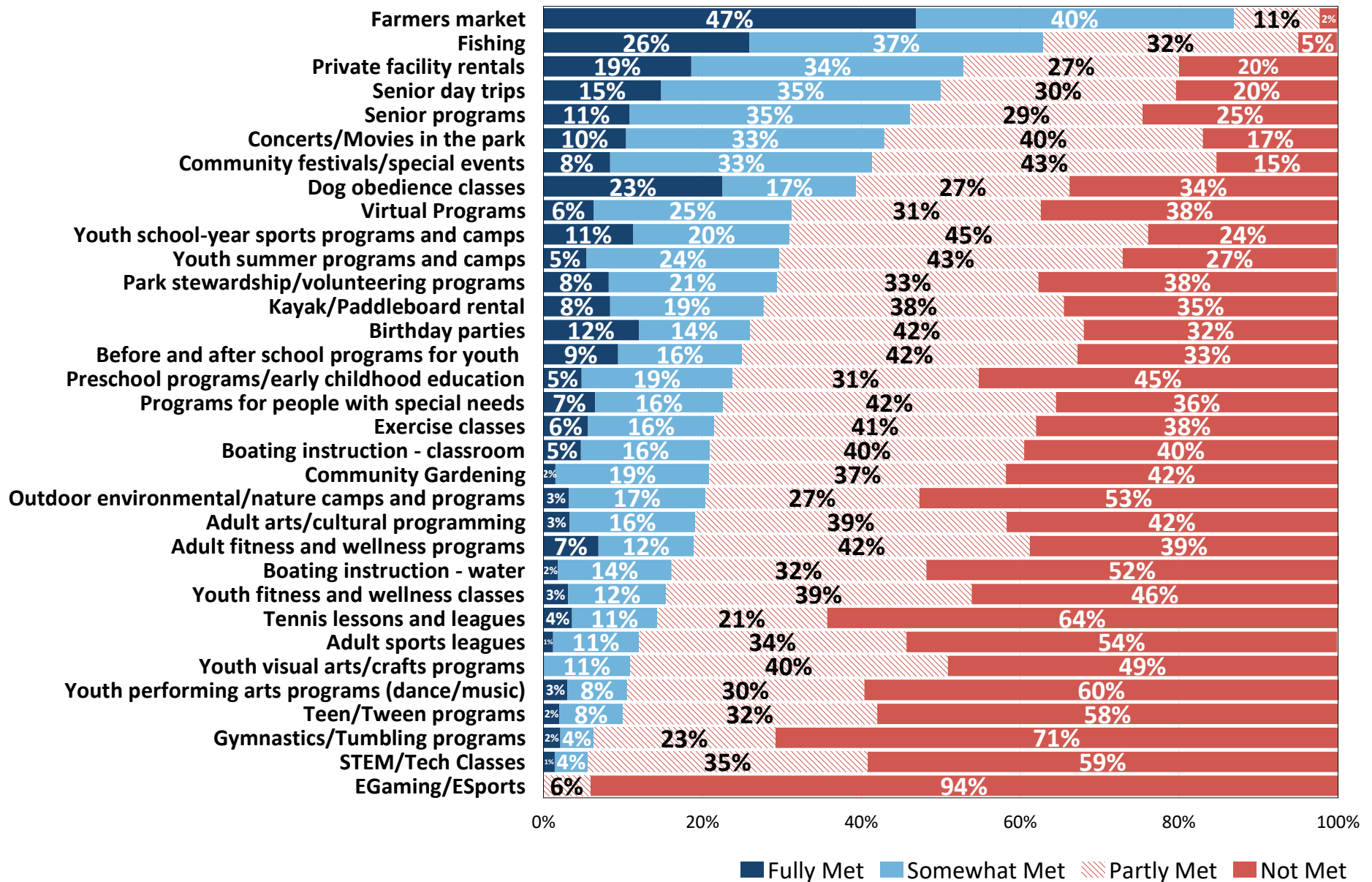
Estimated Number of Households That Have a Need for Recreation Programs

by estimated number of households that have a need for Parks and Recreation programs in Des Moines, WA
(based on the estimated number of households of 12,114)



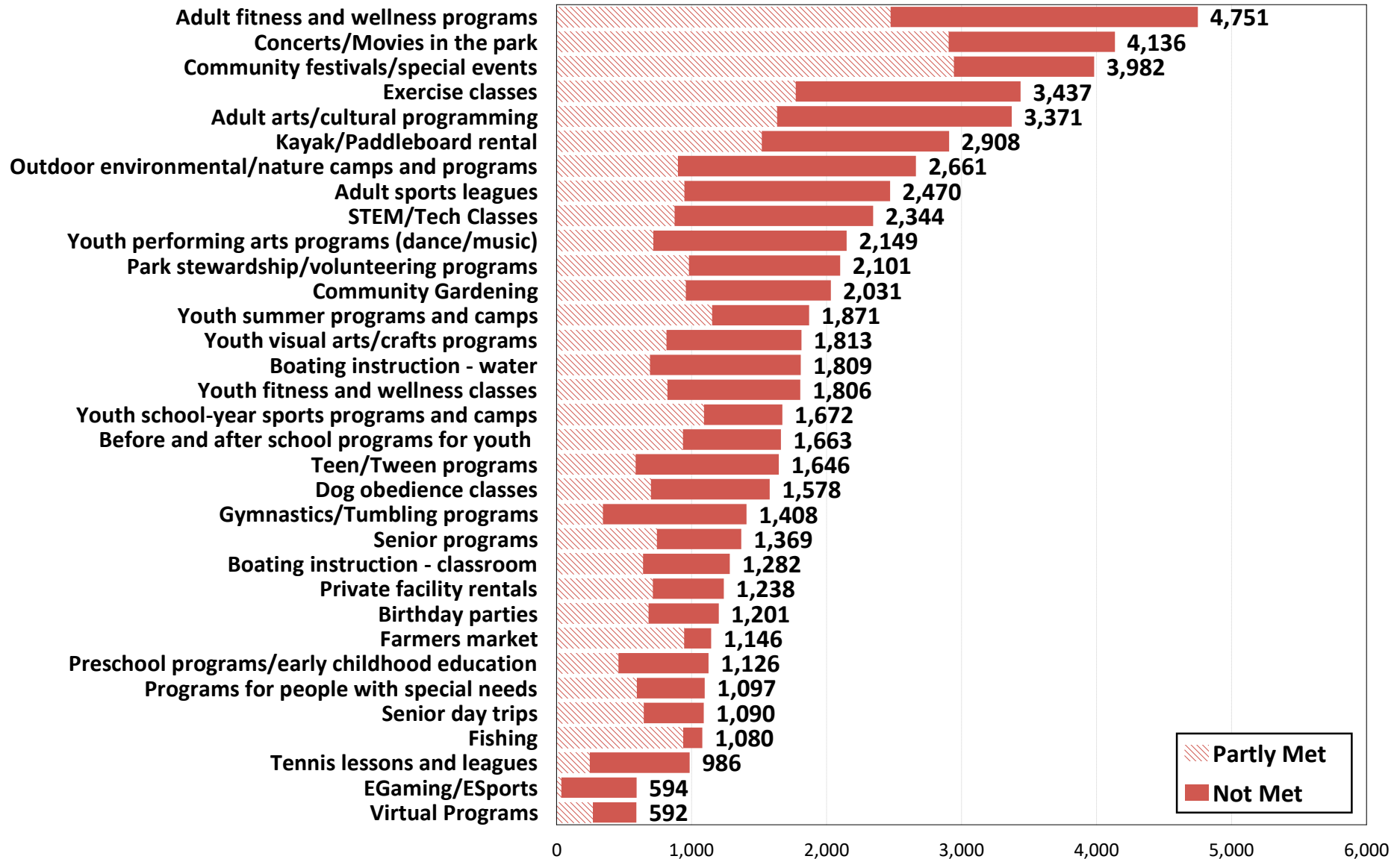
Q10. Level of Percent That Households' Needs for Programs Are Being Met

by percentage of households that have a need for parks and recreation programs, using a 4-point scale, where 4 means *fully met* and 1 means *not met*



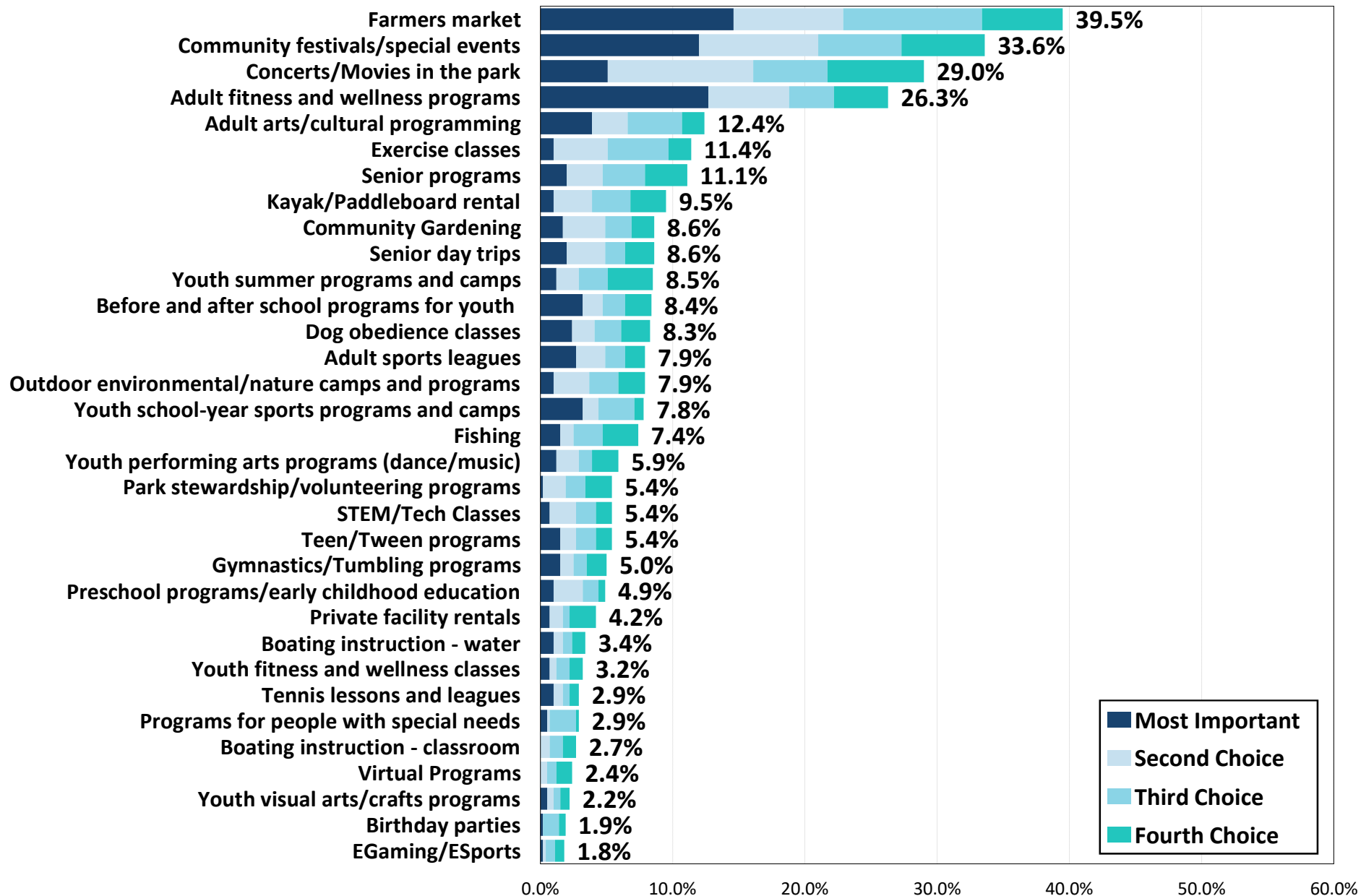
Q10. Percentage of Households Whose Needs for Programs Are Being Partly or Not Met

by percent of households with a need for Parks and Recreation programs
(based on the estimated number of 12,114 households in Des Moines, WA)



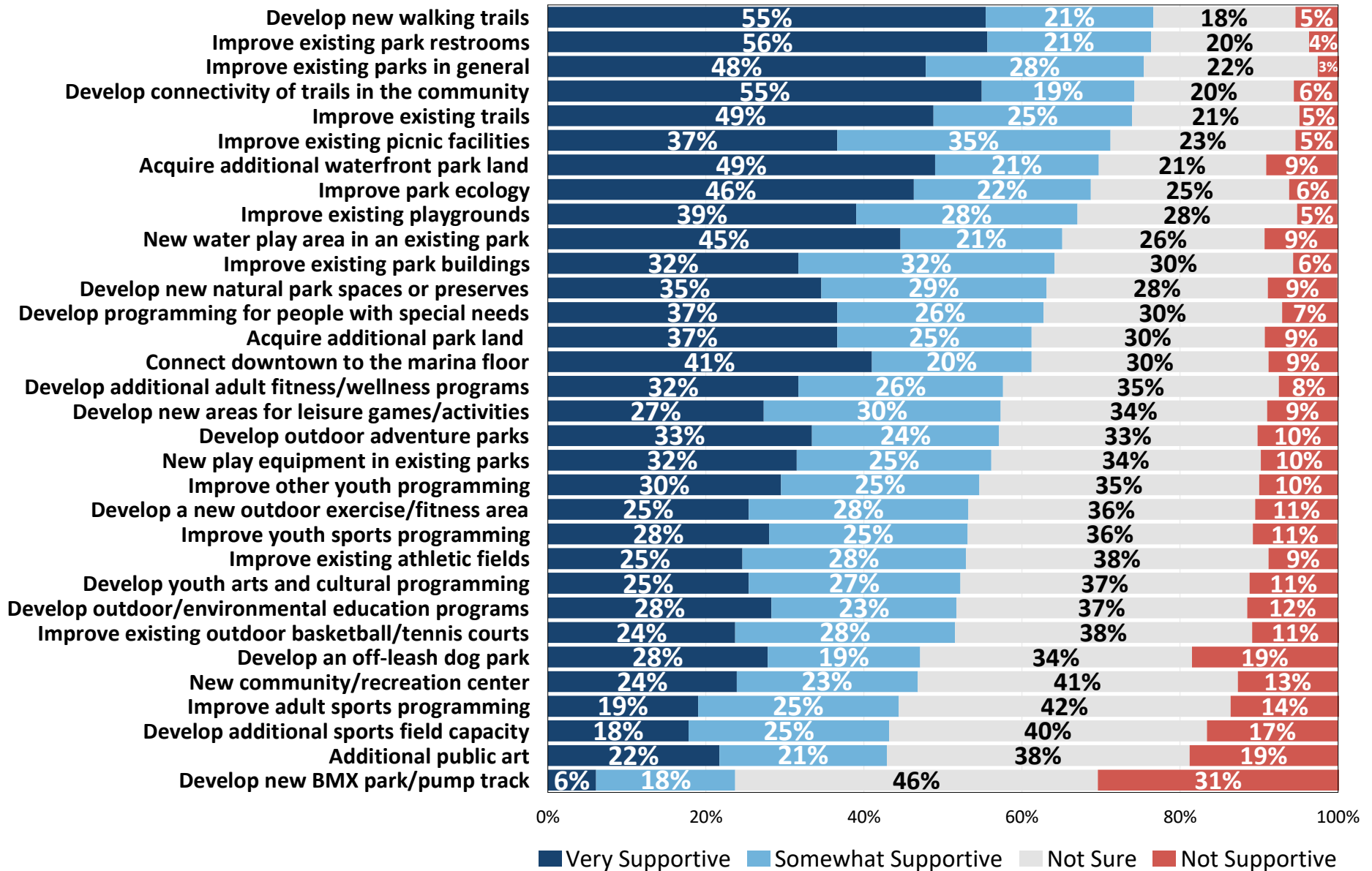
Q11. Recreation Programs That Are Most Important to Households

by percentage of households that selected the items as one of their top four choices



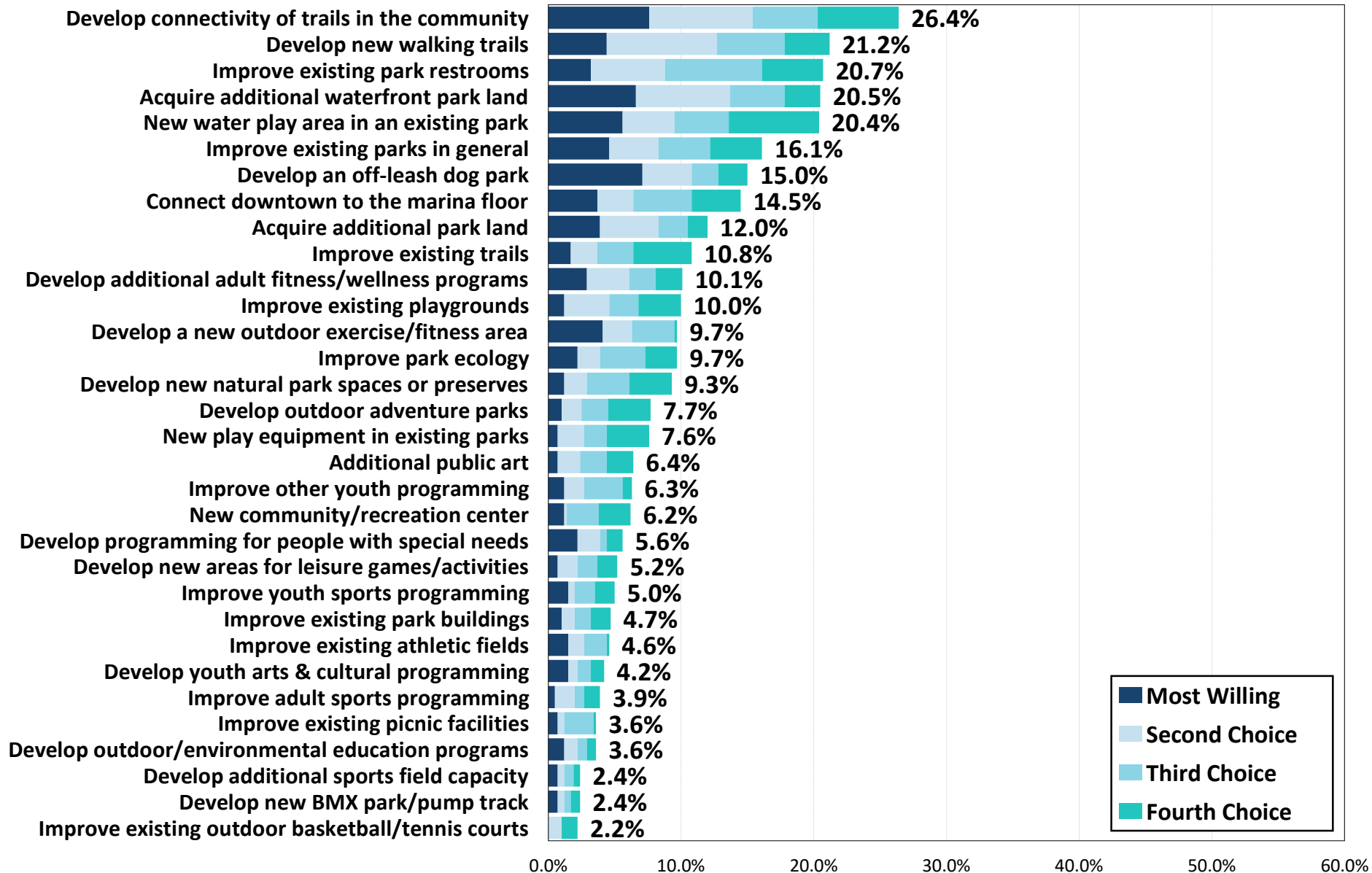
Q12. Level of Support for Actions the City Could Take to Improve the Parks and Recreation System

by percentage of households, using a 4-point scale, where 4 means *very supportive* and 1 means *not supportive*



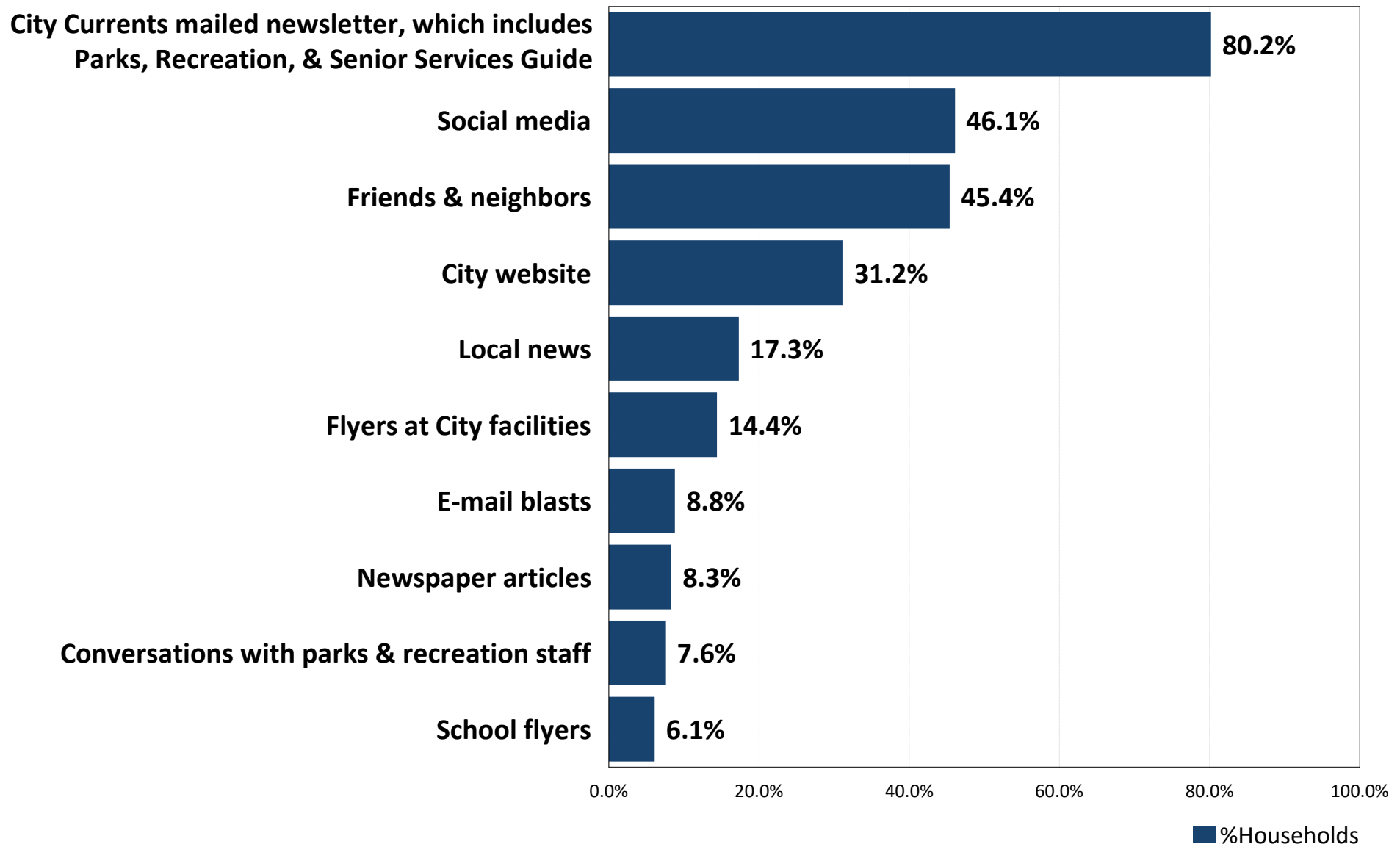
Q13. Which FOUR actions from the list in Question 12 would you be most willing to fund with your tax dollars?

by percentage of households that selected the items as one of their top four choices



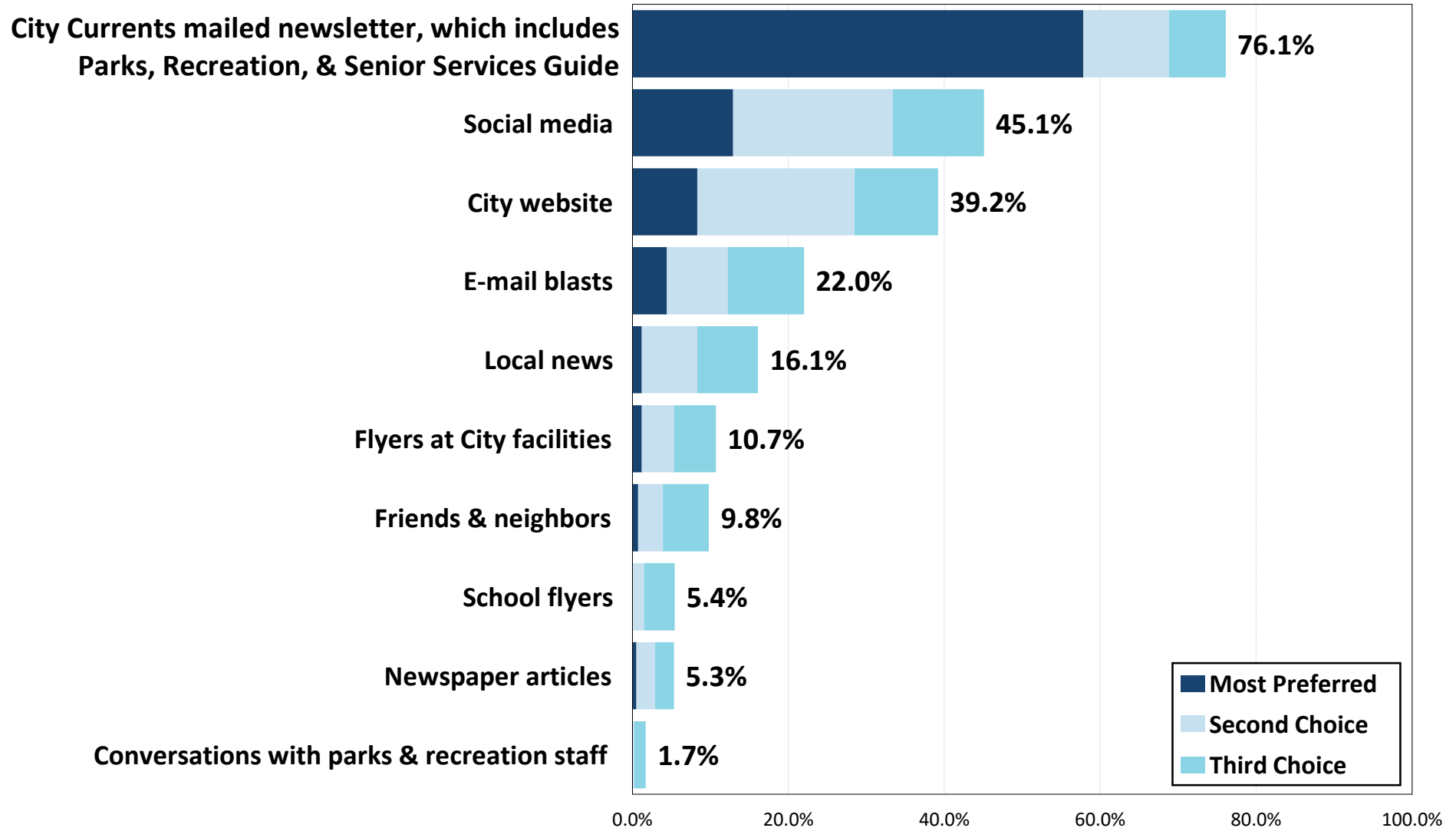
Q14. Please CHECK ALL the ways you currently learn about City of Des Moines recreation programs and activities.

by percentage of households (multiple choices could be selected)



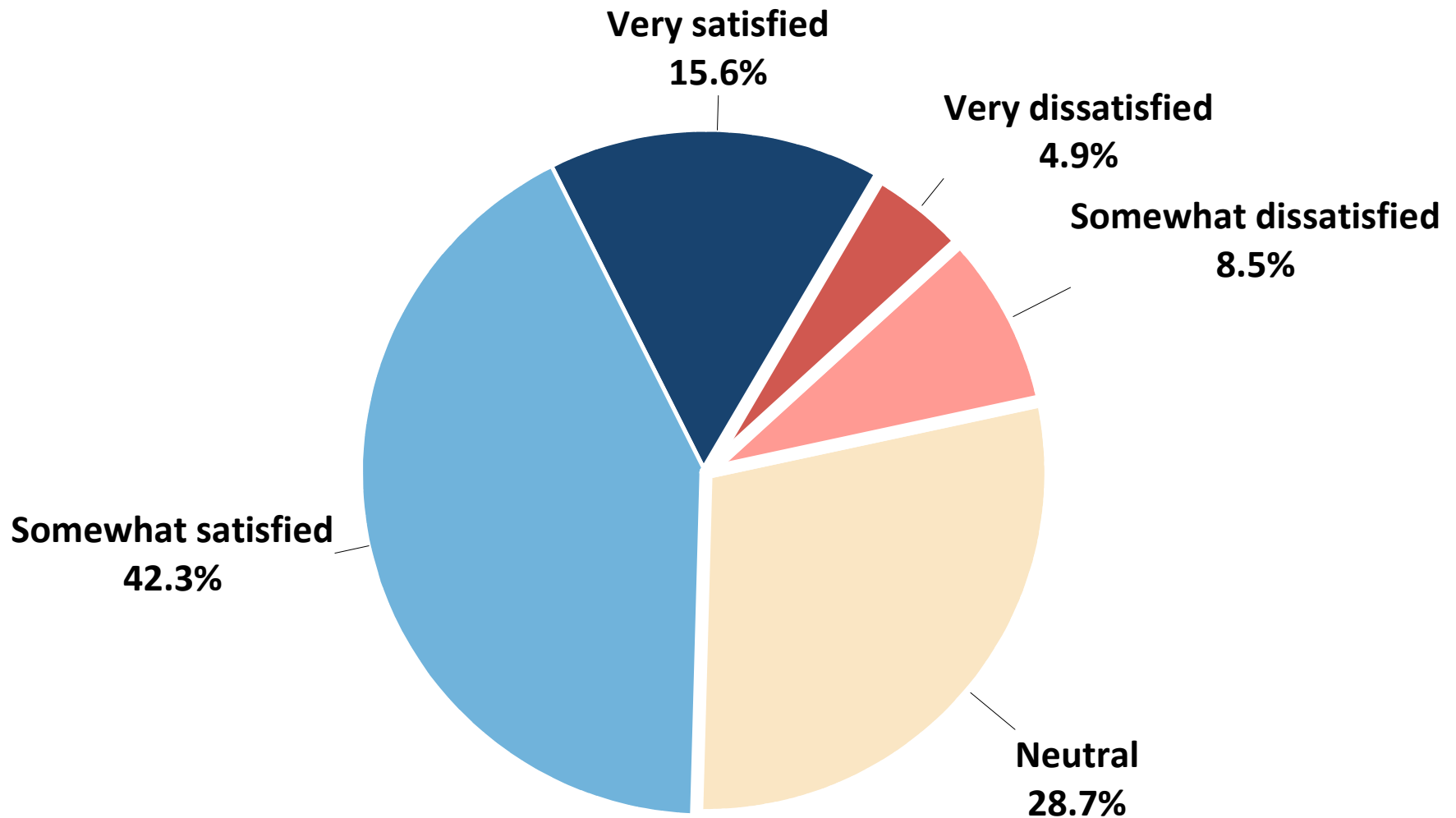
Q15. From the list in Question 14, which **THREE** methods would you **MOST PREFER** the City use to communicate with you about recreation programs and activities?

by percentage of households that selected the items as one of their top three choices



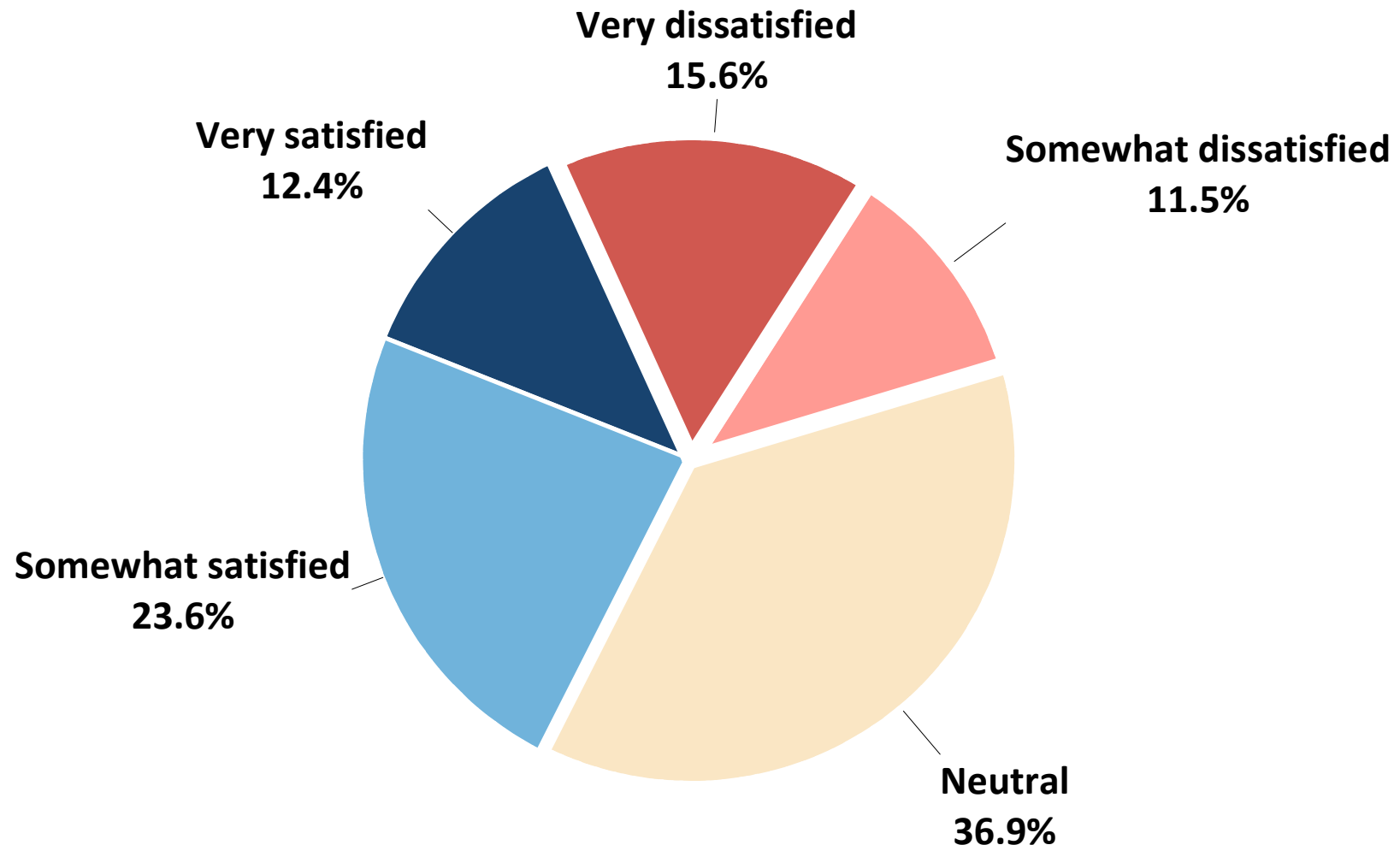
Q16. Households' level of satisfaction with the overall value received PRIOR to the COVID-19 pandemic from the City of Des Moines Parks, Recreation, and Senior Services.

by percentage of households (excluding *don't know* responses)



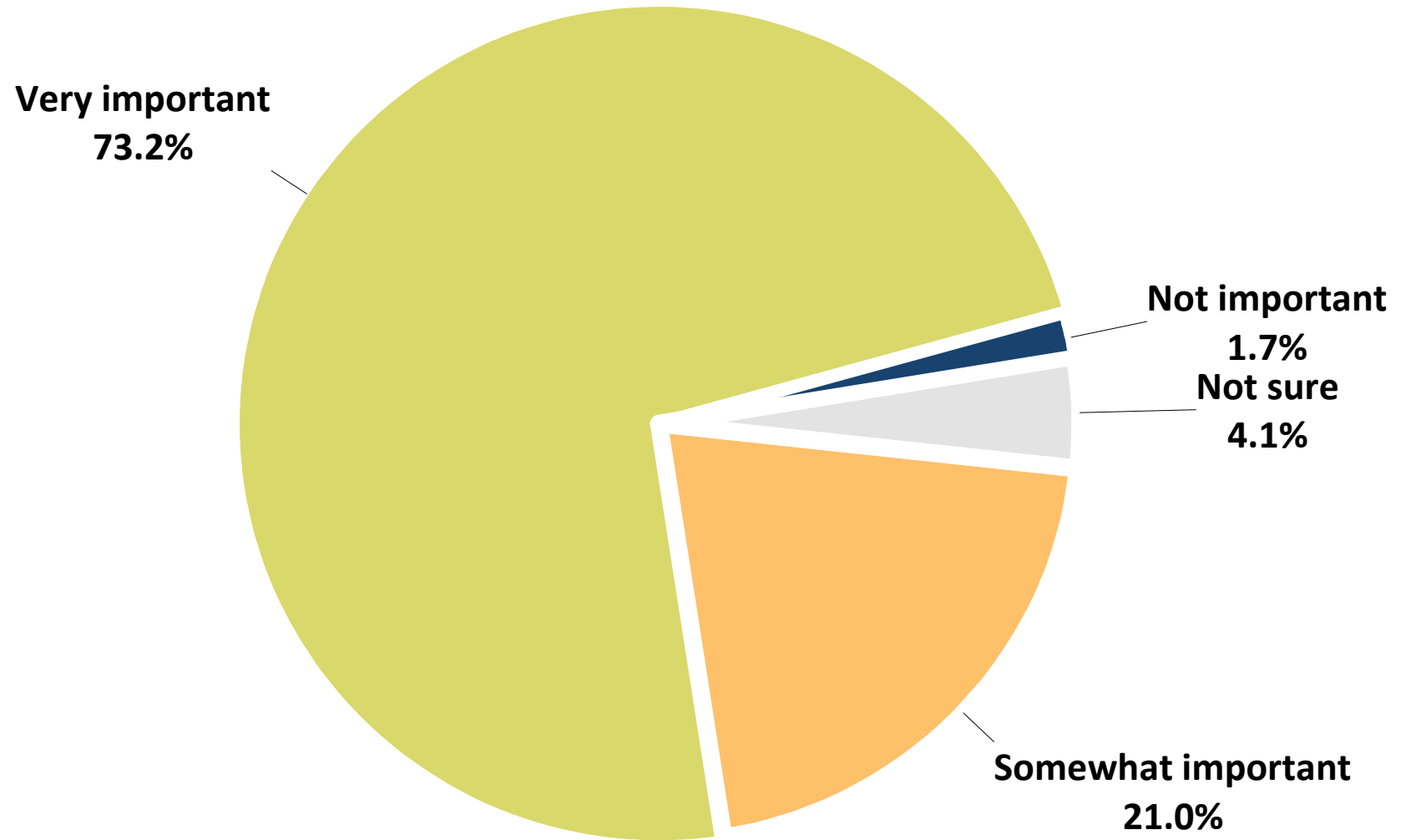
Q17. Households' level of satisfaction with the overall value received DURING the COVID-19 pandemic from the City of Des Moines Parks, Recreation, and Senior Services.

by percentage of households (excluding *don't know* responses)



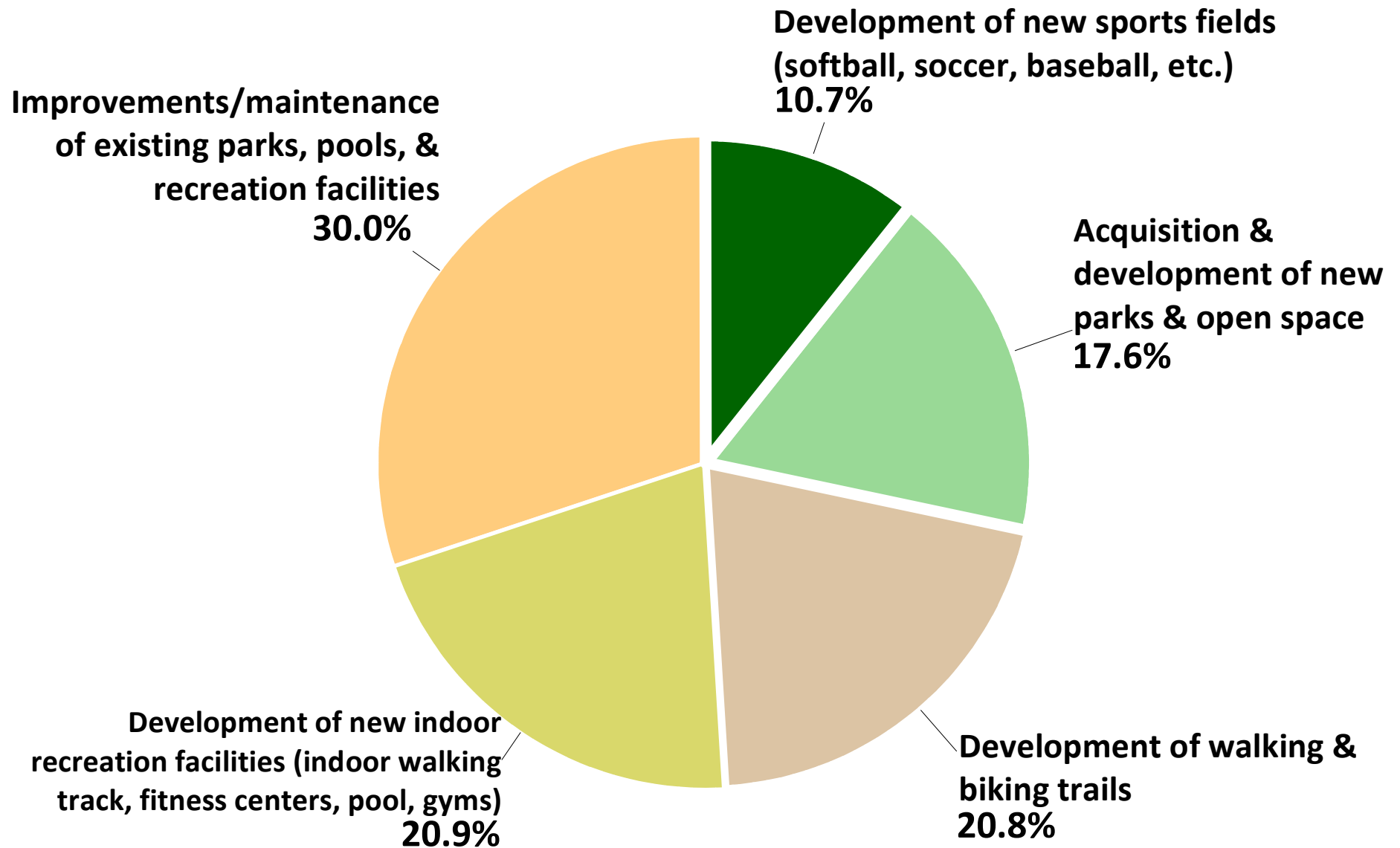
Q18. How important do you feel it is for the City of Des Moines to provide high quality parks and recreation programs and facilities?

by percentage of households (excluding *not provided* responses)



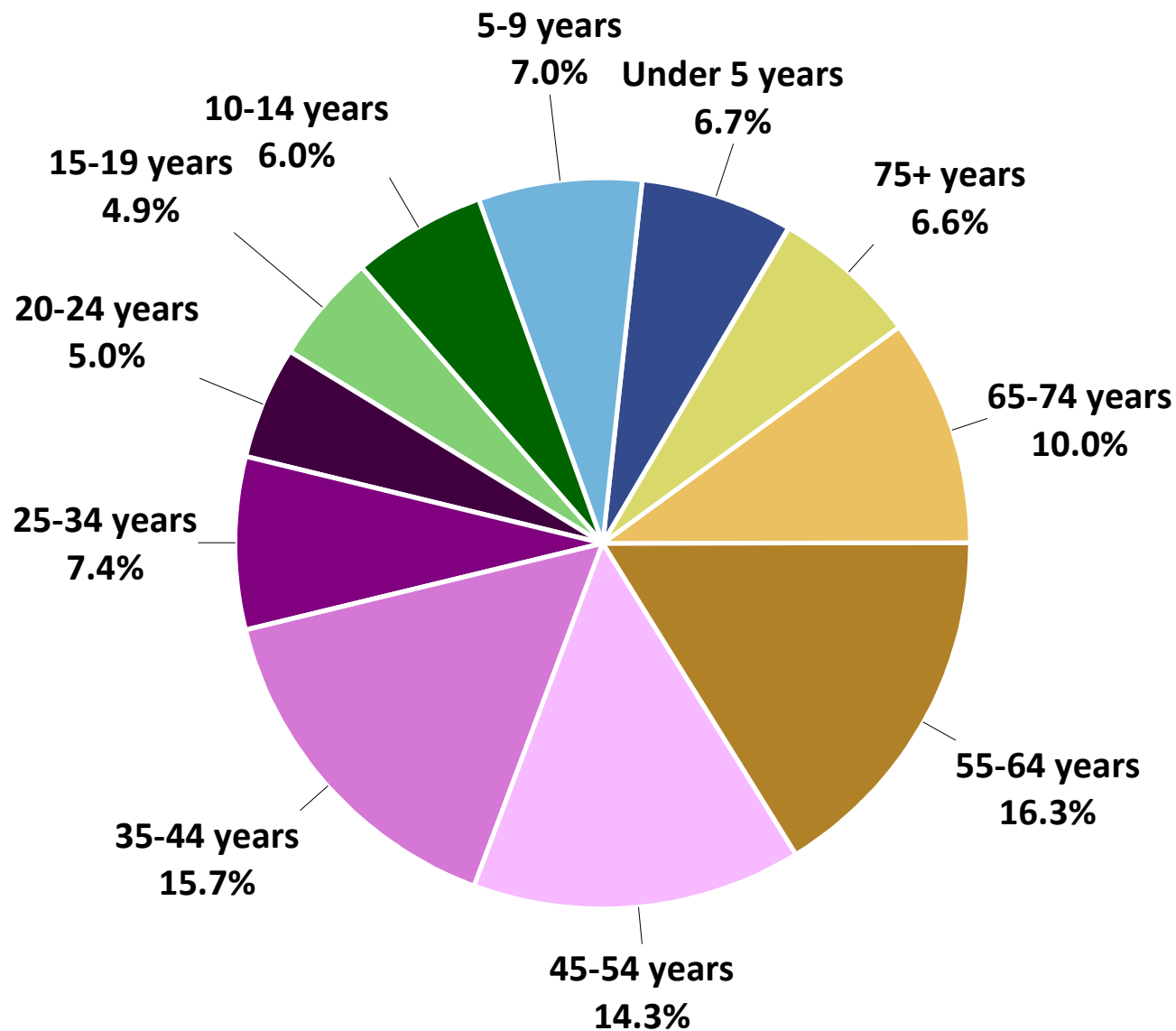
Q19. If you had an additional \$100, how would you allocate the funds among the parks and recreation categories listed below?

by percentage of households (excluding *not provided* responses)



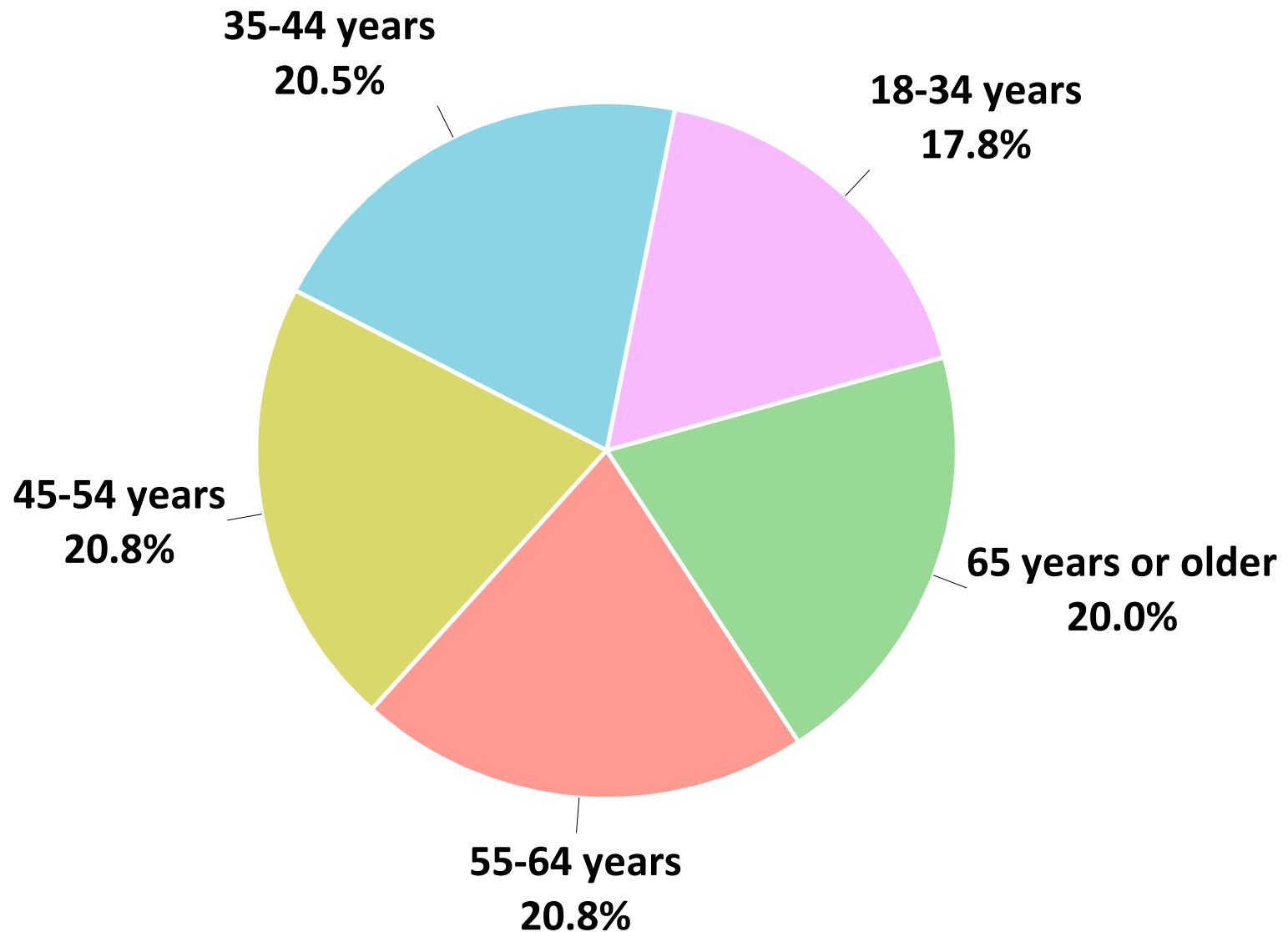
Demographics: Q20. Counting yourself, how many people in your household are:

by percentage of respondents



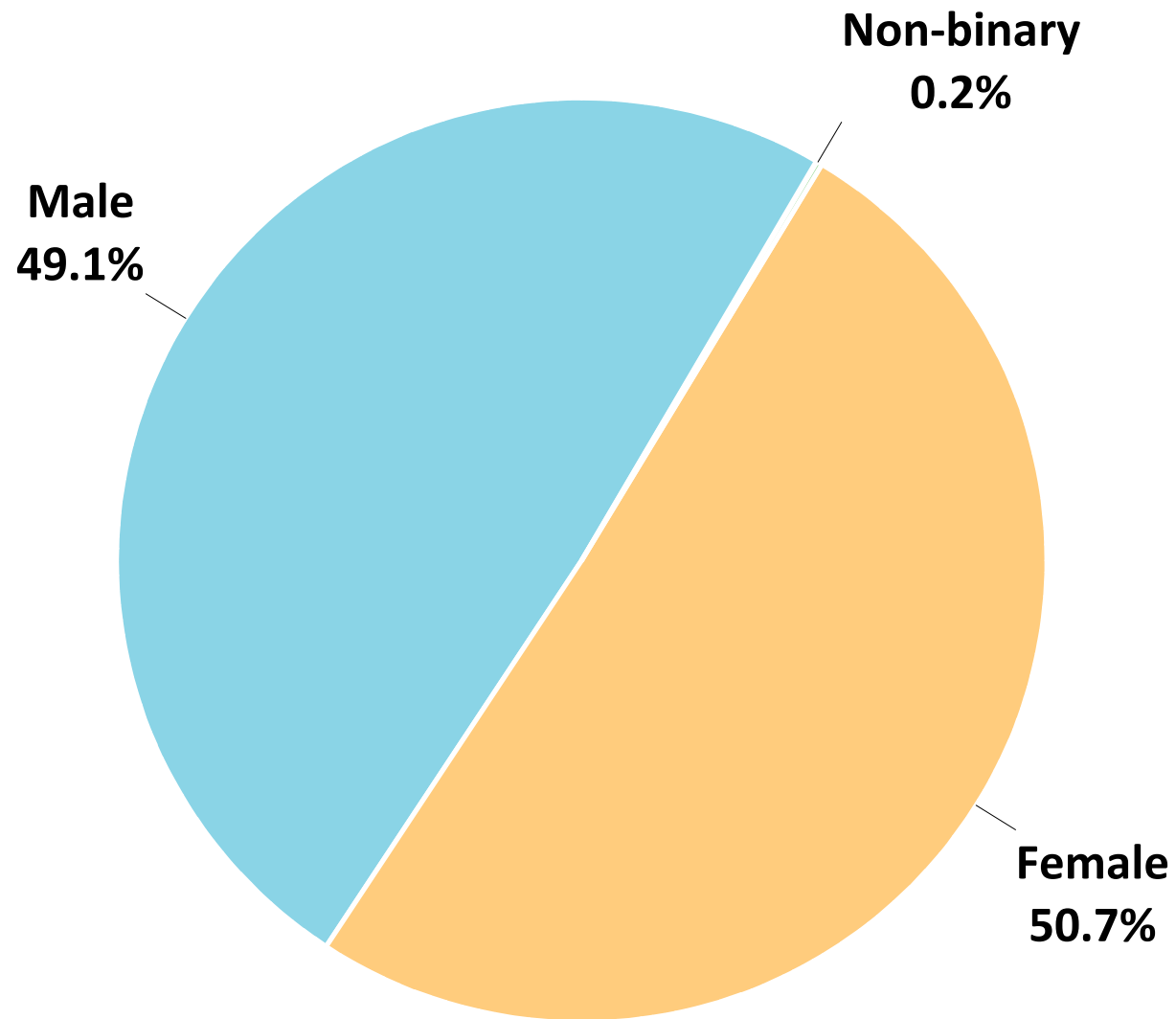
Demographics: Q21. What is your age?

by percentage of respondents (excluding *not provided* responses)



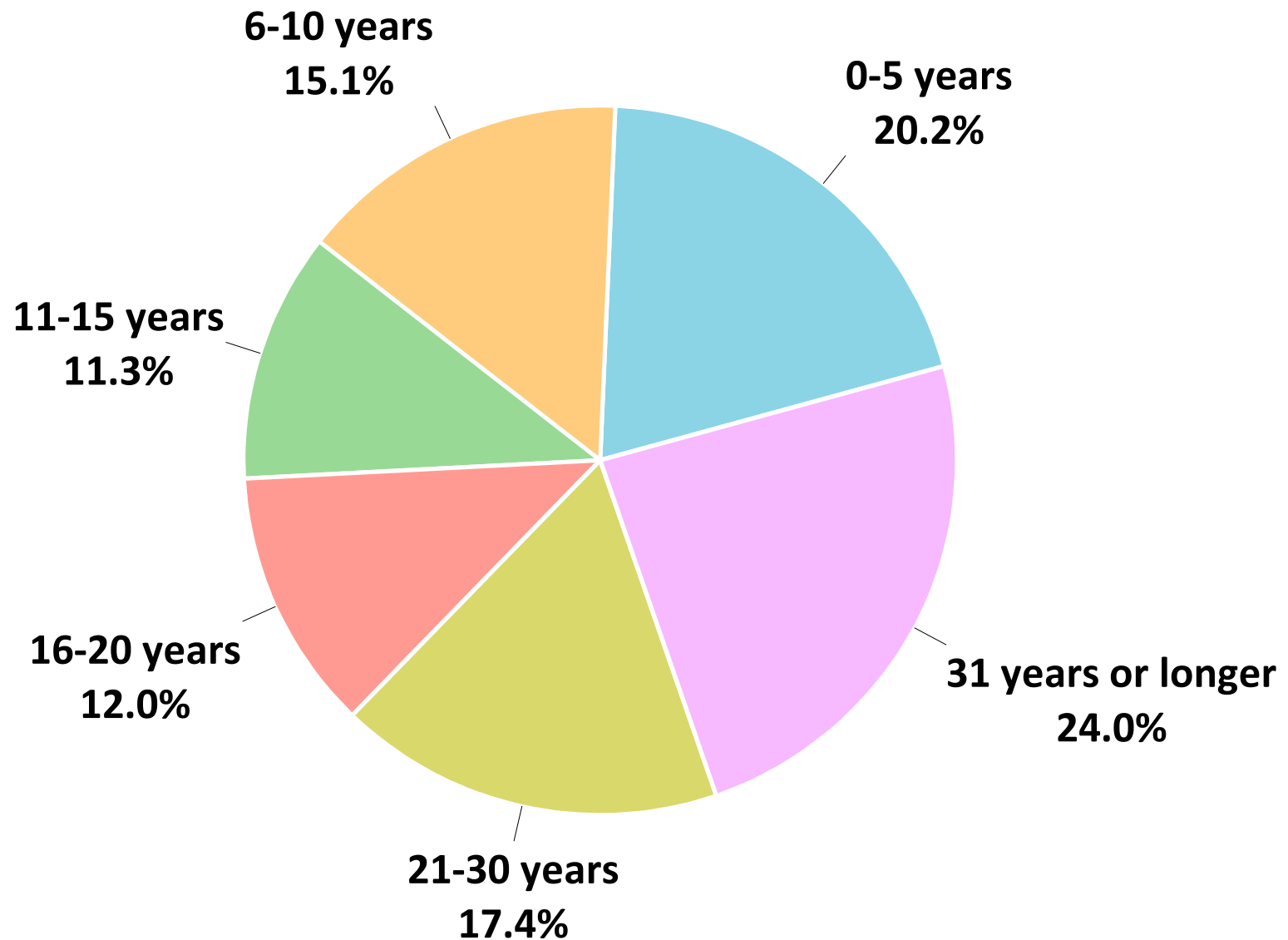
Demographics: Q22. Your gender:

by percentage of respondents (excluding *not provided* responses)



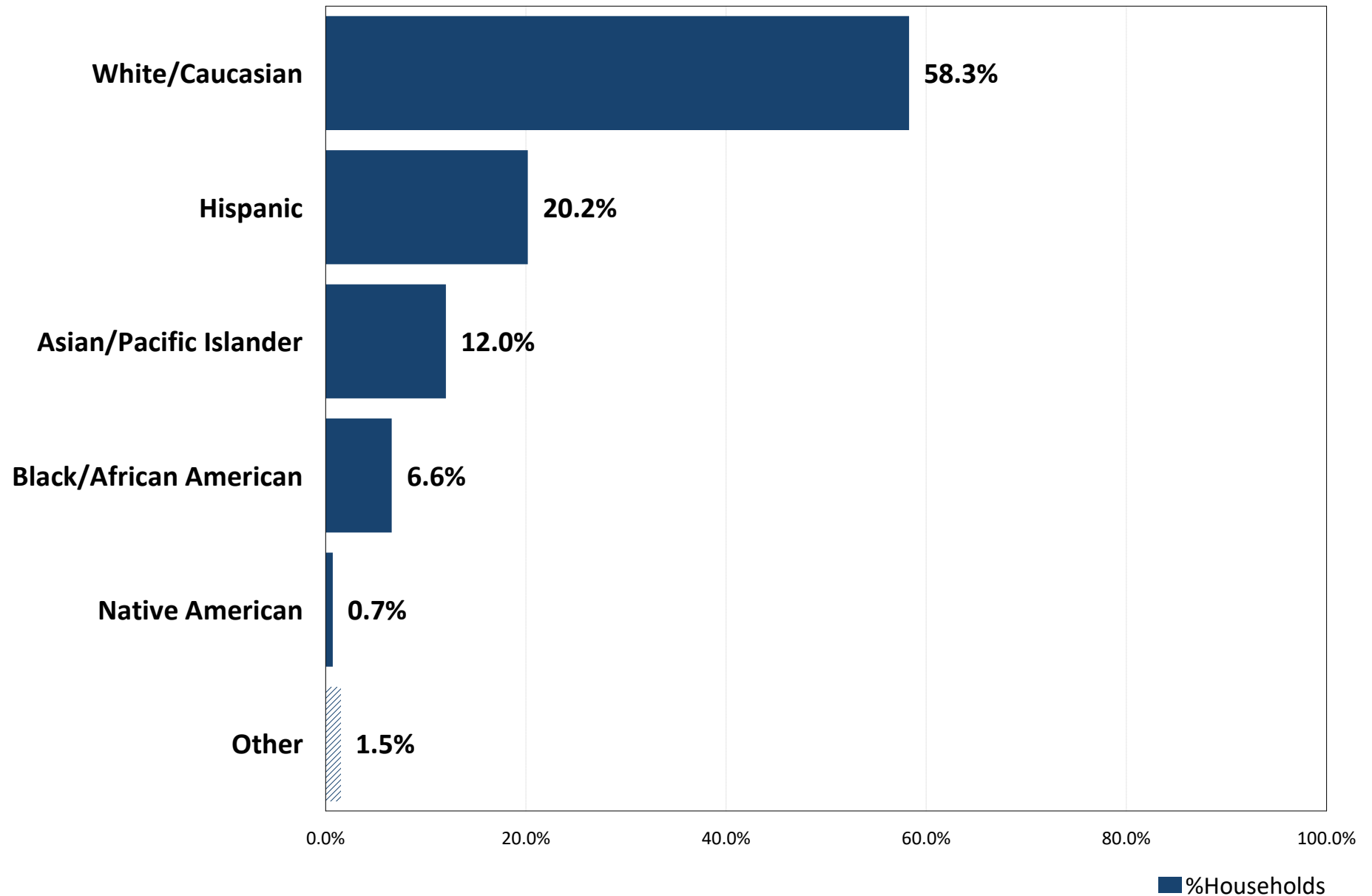
Demographics: Q23. How many years have you lived in the City of Des Moines?

by percentage of respondents (excluding *not provided* responses)



Demographics: Q24. Which of the following best describes you?

by percentage of households (multiple choices could be selected)



3

Priority Investment Rating Analysis

Priority Investment Rating Summary



The **Priority Investment Rating (PIR)** was developed by ETC Institute to provide governments with an objective tool for evaluating the priority that should be placed on parks and recreation investments. The Priority Investment Rating was developed by ETC Institute to identify the facilities/amenities and programs residents think should receive the highest priority for investment. The priority investment rating reflects the importance residents place on items (sum of top 4 choices) and the unmet needs (needs that are only being met 50% or less). Since decisions related to future investments should consider both the level of unmet need and the importance of facilities/amenities and programs, the PIR weights each of these components equally.

The Priority Investment Rating (PIR) reflects the sum of the Unmet Needs Rating (UNR) and the Importance Rating (IR) as shown in the equation below:

$$\text{PIR} = \text{UNR} + \text{IR}$$

For example, suppose the Unmet Needs Rating for adult fitness and wellness programs is 95.0 (out of 100) and the Importance Rating for adult fitness and wellness programs is 66.6 (out of 100), therefore the Priority Investment Rating for adult fitness and wellness is 161.6 (out of 200).

How to Analyze the Charts:

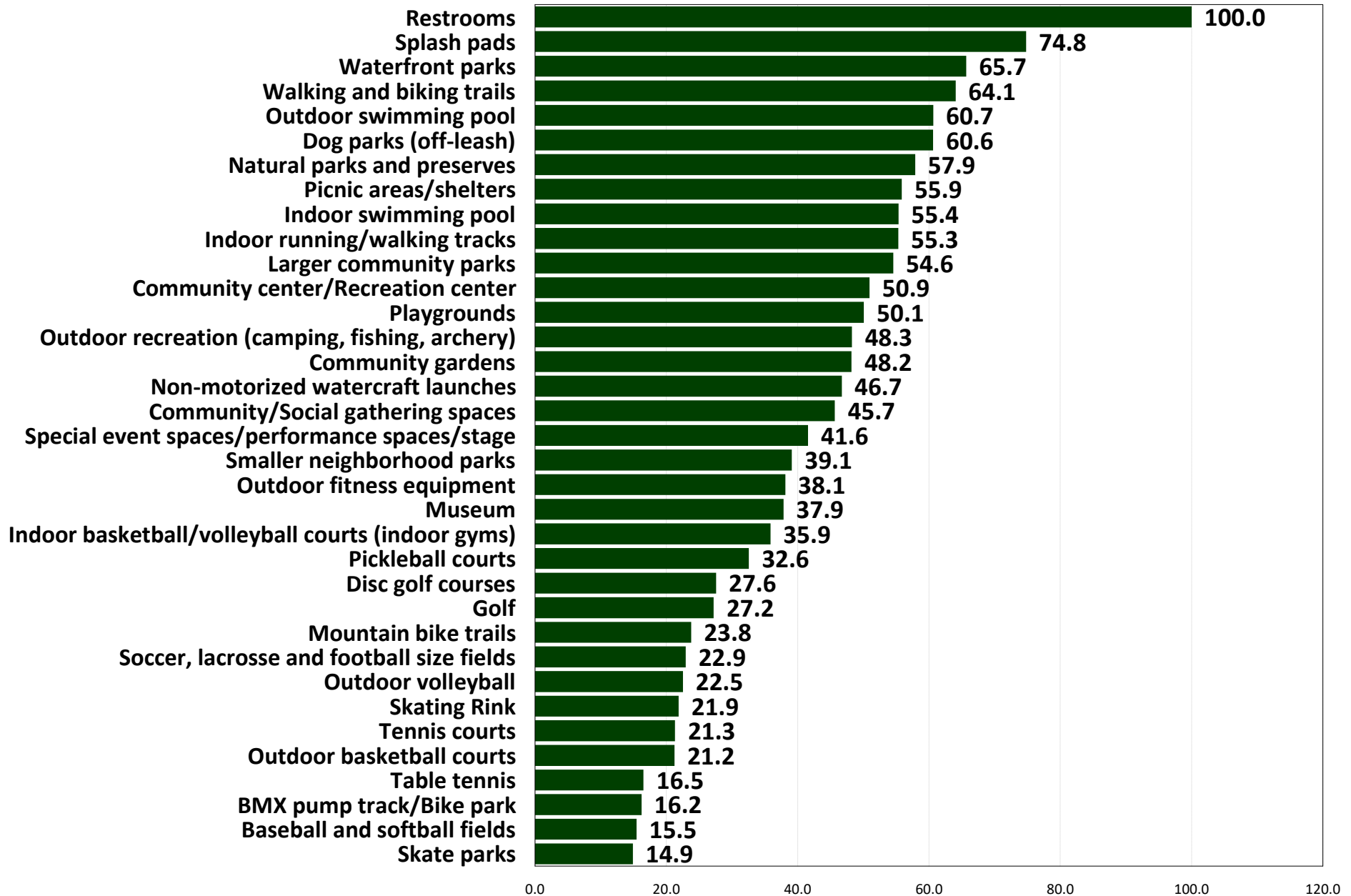
- **High Priority Areas** are those with a PIR of at least 100. A rating of 100 or above generally indicates there is a relatively high level of unmet need and residents generally think it is important to fund improvements in these areas. Improvements in this area are likely to have a positive impact on the greatest number of households.
- **Medium Priority Areas** are those with a PIR of 50-99. A rating in this range generally indicates there is a medium to high level of unmet need or a significant percentage of residents generally think it is important to fund improvements in these areas.
- **Low Priority Areas** are those with a PIR below 50. A rating in this range generally indicates there is a relatively low level of unmet need and residents do not think it is important to fund improvements in these areas. Improvements may be warranted if the needs of very specialized populations are being targeted.

The following pages show the Unmet Needs Rating, Importance Rating, and Priority Investment Rating (PIR) for parks and recreation facilities and programs.

Unmet Needs Rating for Parks and Recreation Facilities

the rating for the item with the most unmet need=100

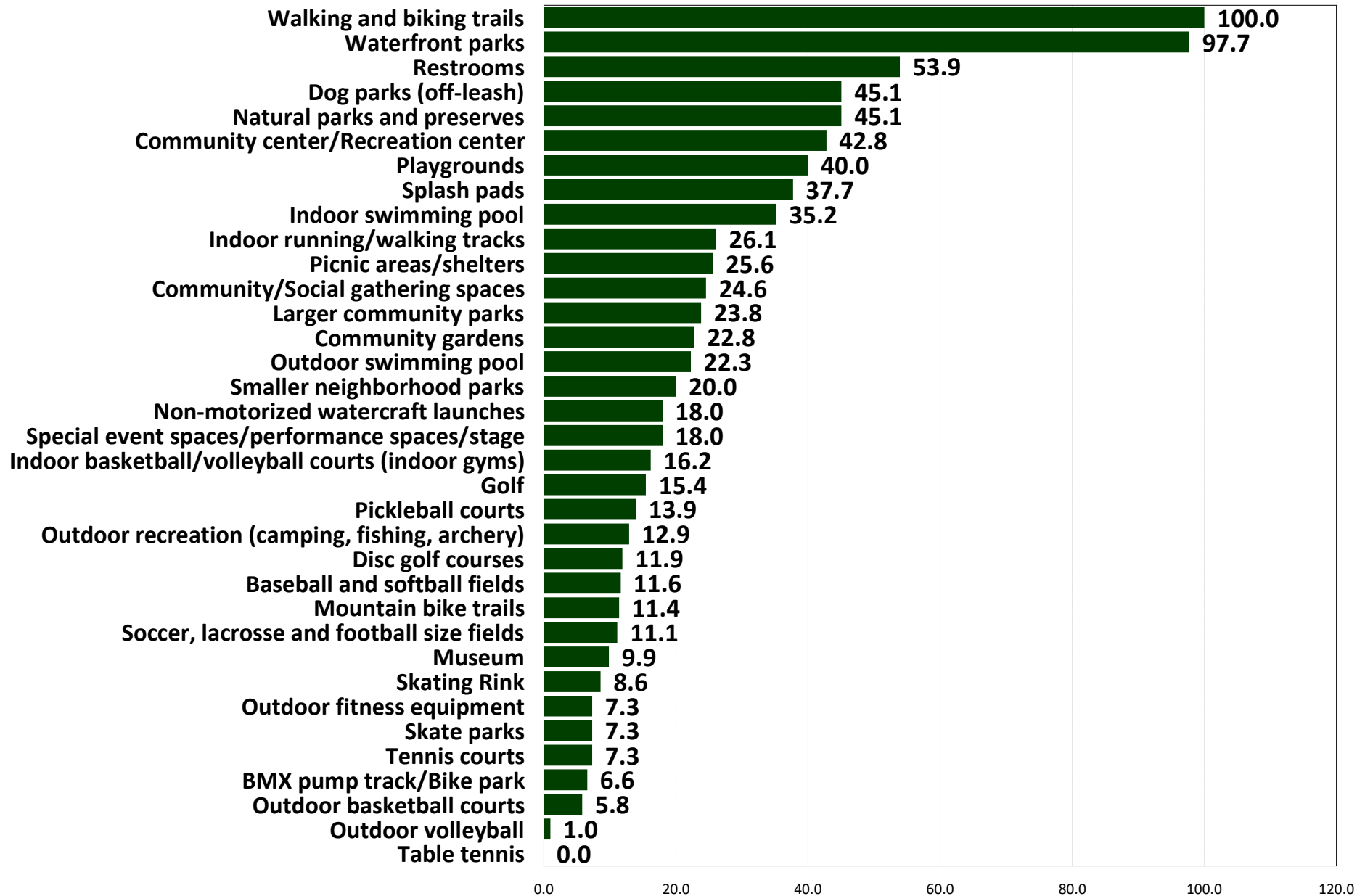
the rating of all other items reflects the relative amount of unmet need for each item compared to the item with the most unmet need



Importance Rating for Parks and Recreation Facilities

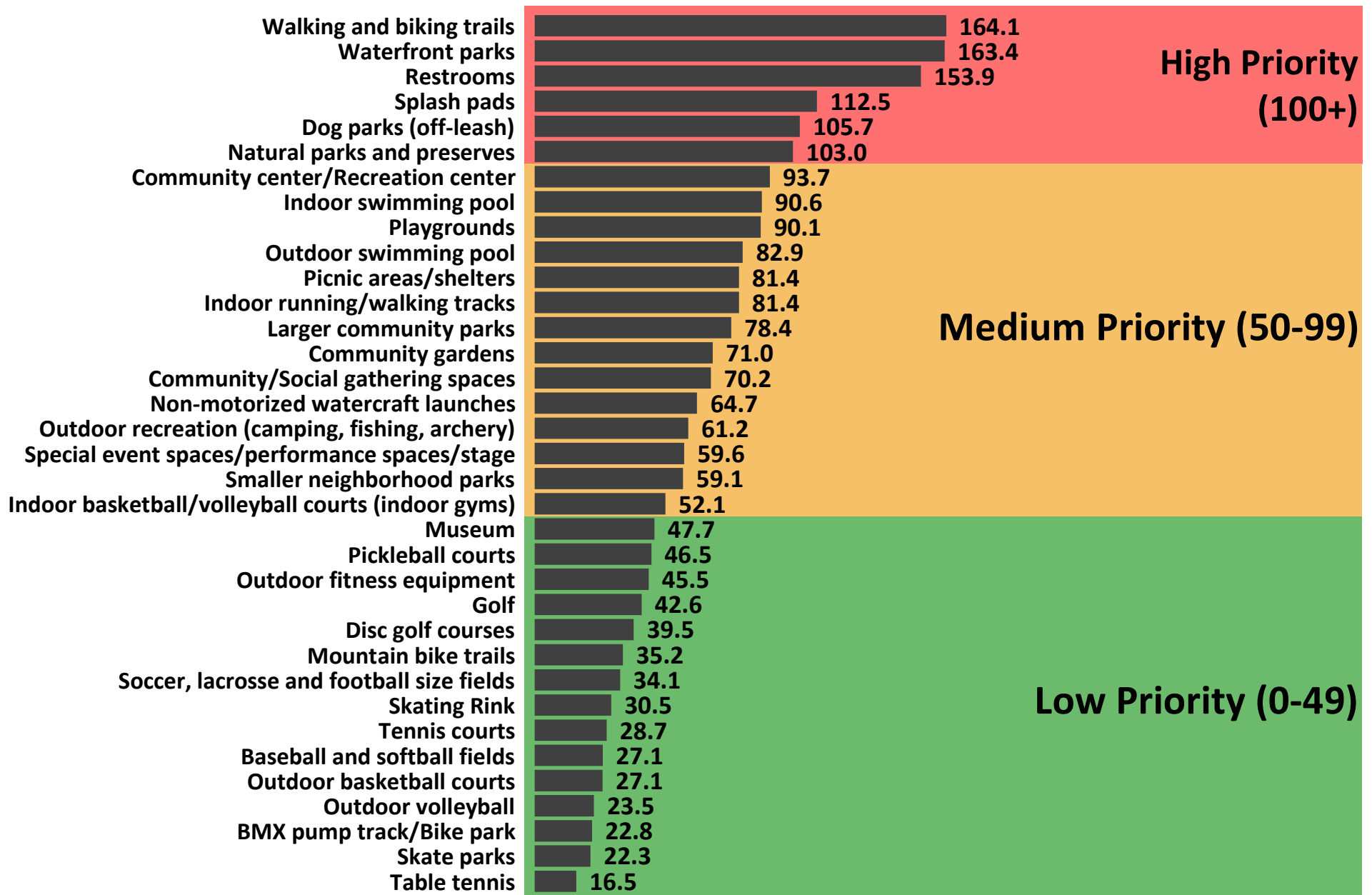
the rating for the item with the most importance=100

the rating of all other items reflects the relative amount of importance for each item compared to the item with the most importance



Top Priorities for Investment for Parks and Recreation Facilities

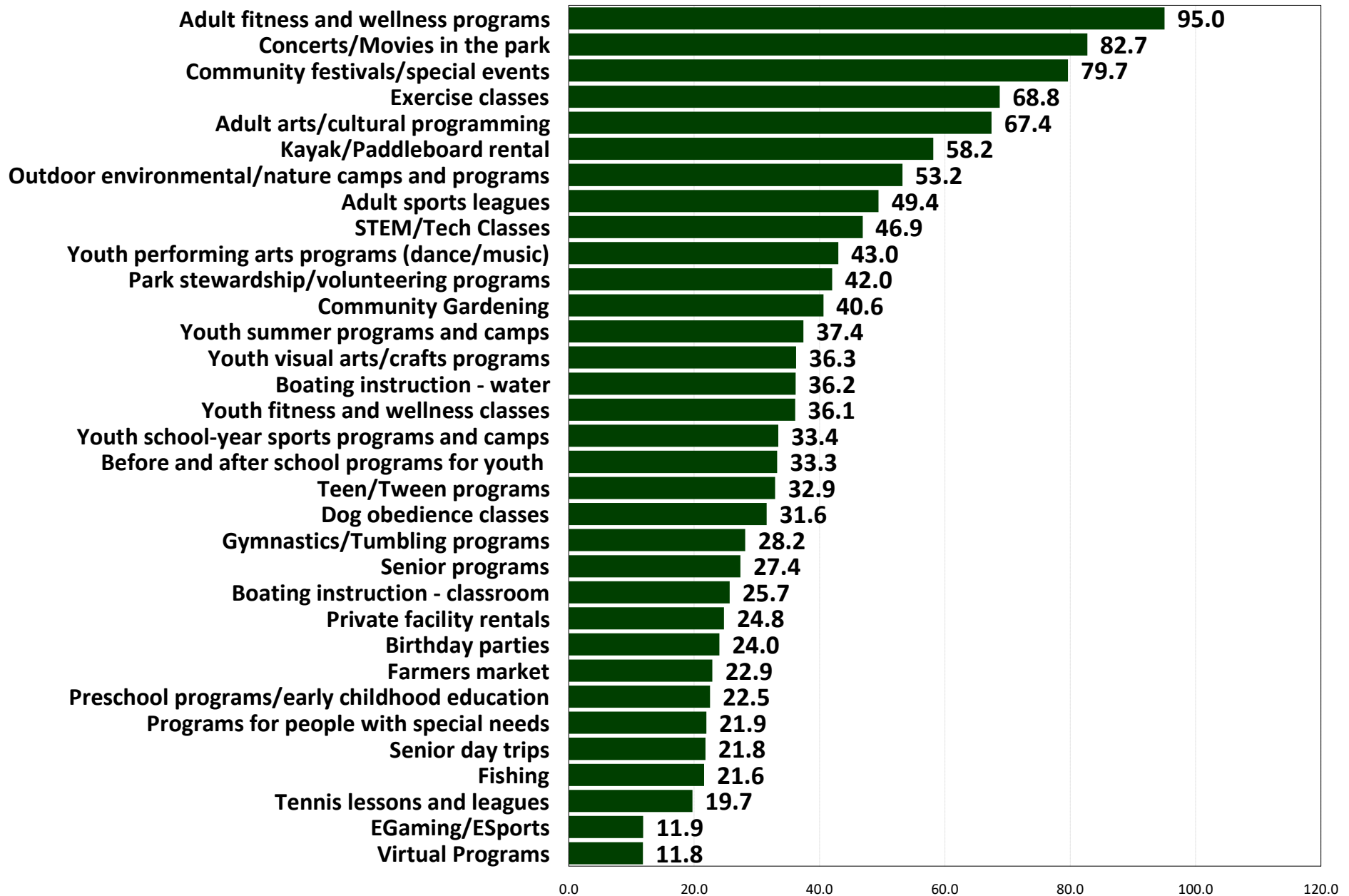
Based on the Priority Investment Rating (PIR)



Unmet Needs Rating for Recreation Programs

the rating for the item with the most unmet need=100

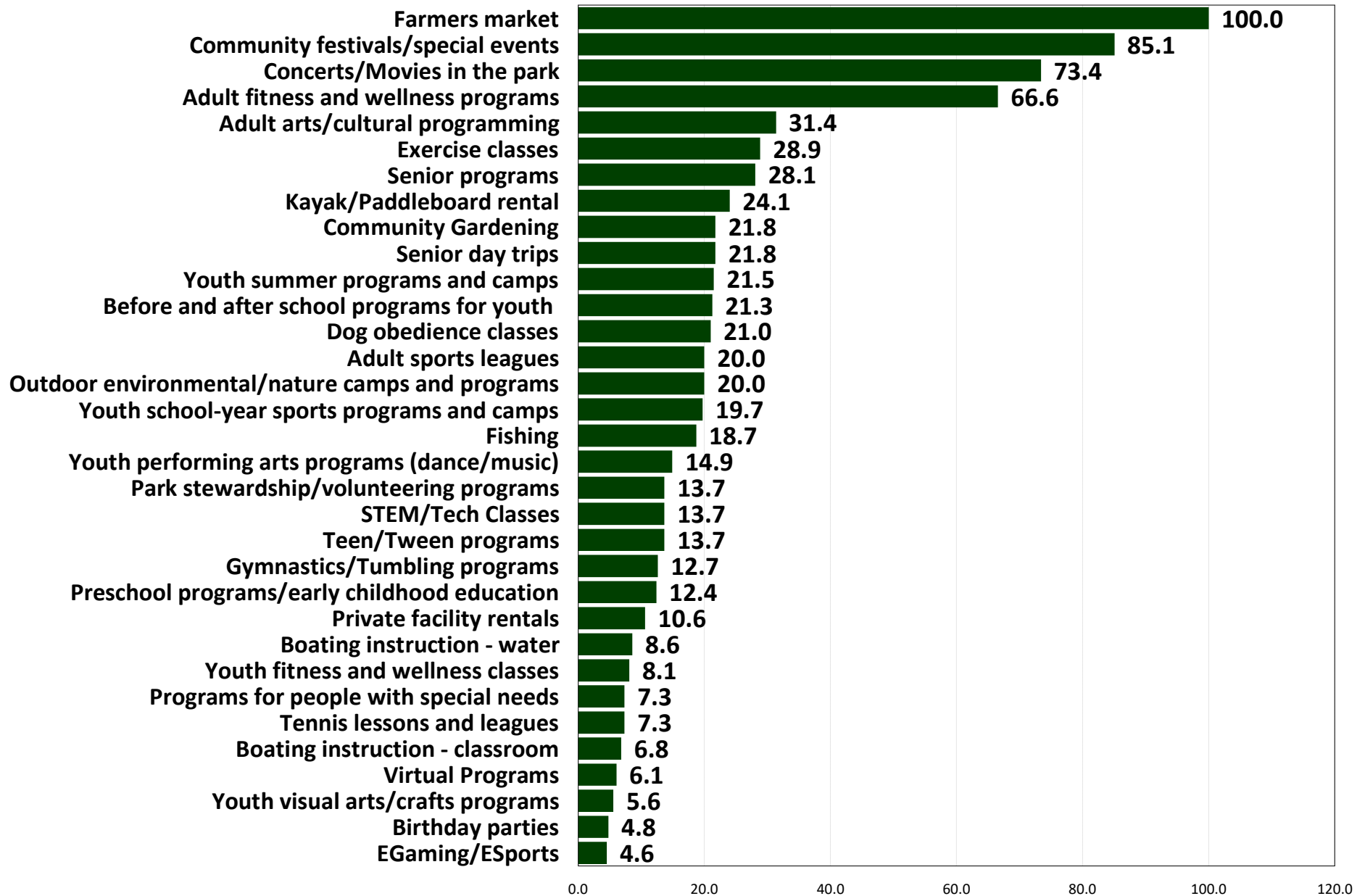
the rating of all other items reflects the relative amount of unmet need for each item compared to the item with the most unmet need



Importance Rating for Recreation Programs

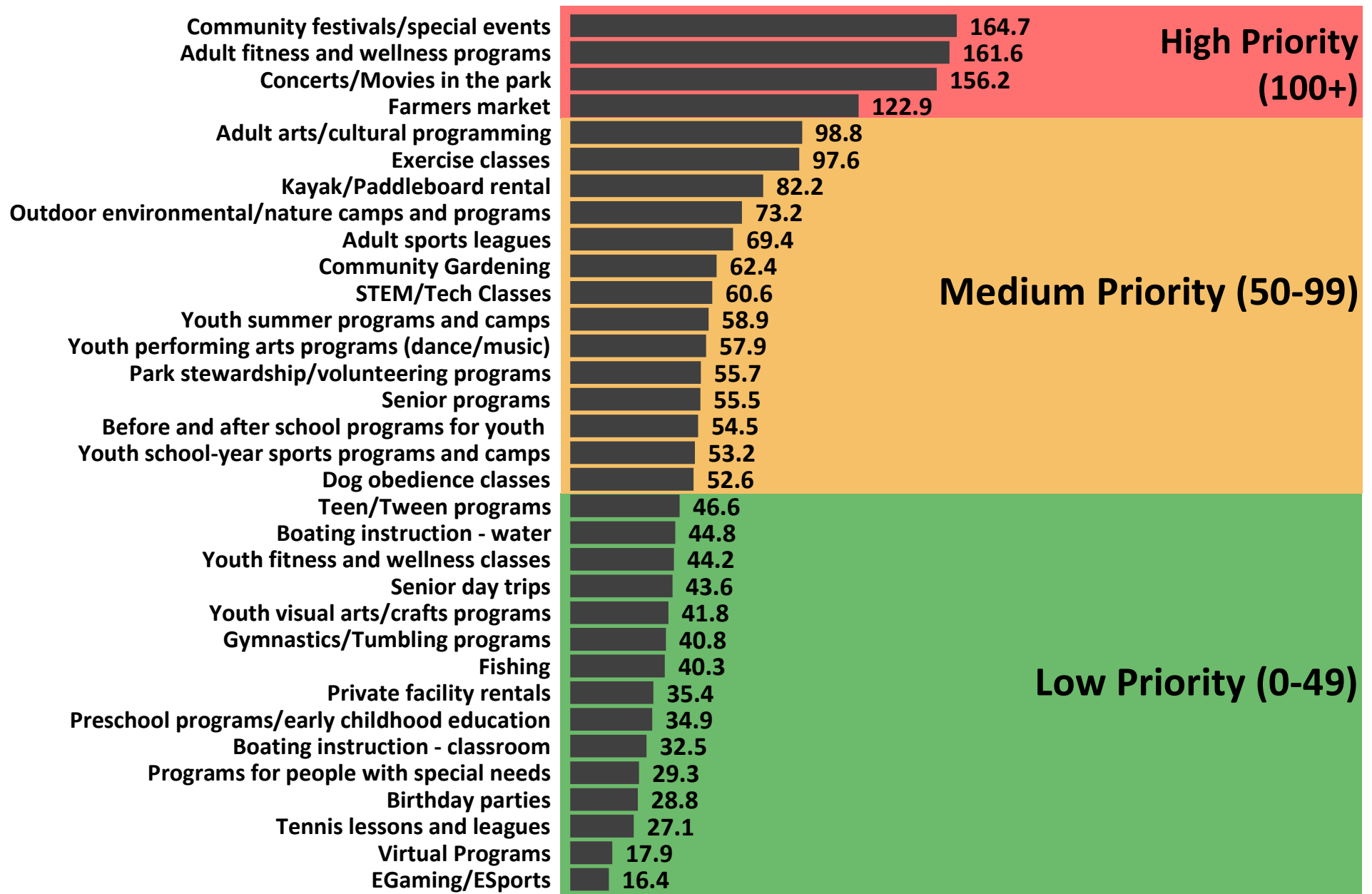
the rating for the item with the most importance=100

the rating of all other items reflects the relative amount of importance for each item compared to the item with the most importance



Top Priorities for Investment for Recreation Programs

Based on the Priority Investment Rating (PIR)



4

Tabular Data

Q1. In the 12 months prior to COVID-19, did you or other members of your household use any parks or facilities offered by the City of Des Moines Parks, Recreation, and Senior Services?

| | Number | Percent |
|-------|--------|---------|
| Yes | 328 | 80.0 % |
| No | 82 | 20.0 % |
| Total | 410 | 100.0 % |

Q1a. How would you rate the overall quality of the City of Des Moines Parks, Recreation, and Senior Services facilities that you and members of your household have used?

| | Number | Percent |
|--------------|--------|---------|
| Excellent | 58 | 17.7 % |
| Good | 189 | 57.6 % |
| Fair | 70 | 21.3 % |
| Poor | 9 | 2.7 % |
| Not provided | 2 | 0.6 % |
| Total | 328 | 100.0 % |

WITHOUT NOT PROVIDED RESPONSES**Q1a. How would you rate the overall quality of the City of Des Moines Parks, Recreation, and Senior Services facilities that you and members of your household have used? (without "not provided")**

| | Number | Percent |
|-----------|--------|---------|
| Excellent | 58 | 17.8 % |
| Good | 189 | 58.0 % |
| Fair | 70 | 21.5 % |
| Poor | 9 | 2.8 % |
| Total | 326 | 100.0 % |

Q1b. How often have you visited City of Des Moines Parks, Recreation, and Senior Services facilities during the 12 months immediately prior to COVID-19?

| | Number | Percent |
|------------------------|--------|---------|
| 5+ times a week | 19 | 5.8 % |
| 2-4 times a week | 102 | 31.1 % |
| Once a week | 75 | 22.9 % |
| 1-3 times a month | 77 | 23.5 % |
| Less than once a month | 53 | 16.2 % |
| Not provided | 2 | 0.6 % |
| Total | 328 | 100.0 % |

WITHOUT NOT PROVIDED RESPONSES**Q1b. How often have you visited City of Des Moines Parks, Recreation, and Senior Services facilities during the 12 months immediately prior to COVID-19? (without "not provided")**

| | Number | Percent |
|------------------------|--------|---------|
| 5+ times a week | 19 | 5.8 % |
| 2-4 times a week | 102 | 31.3 % |
| Once a week | 75 | 23.0 % |
| 1-3 times a month | 77 | 23.6 % |
| Less than once a month | 53 | 16.3 % |
| Total | 326 | 100.0 % |

Q2(1-3). Parks/Facilities: Please indicate if you or other members of your household use the following types of parks and facilities provided by the City of Des Moines.

(N=410)

| | Yes | No |
|----------------------------------|-------|-------|
| Q2-1. Beach Park Event Center | 23.2% | 76.8% |
| Q2-2. Des Moines Activity Center | 13.4% | 86.6% |
| Q2-3. Des Moines Field House | 31.0% | 69.0% |

Q2(1-3). Parks/Facilities: If you do use the park/facility, please rate your overall satisfaction on a scale of 1 to 4, where 4 means "Very Satisfied" and 1 means "Very Dissatisfied."

(N=180)

| | Very Satisfied | Satisfied | Dissatisfied | Very Dissatisfied | N/A |
|----------------------------------|----------------|-----------|--------------|-------------------|------|
| Q2-1. Beach Park Event Center | 34.7% | 56.8% | 7.4% | 0.0% | 1.1% |
| Q2-2. Des Moines Activity Center | 38.2% | 45.5% | 9.1% | 1.8% | 5.5% |
| Q2-3. Des Moines Field House | 18.1% | 59.8% | 16.5% | 2.4% | 3.1% |

WITHOUT N/A RESPONSES**Q2(1-3). Parks/Facilities: If you do use the park/facility, please rate your overall satisfaction on a scale of 1 to 4, where 4 means "Very Satisfied" and 1 means "Very Dissatisfied." (without "N/A")**

(N=180)

| | Very Satisfied | Satisfied | Dissatisfied | Very Dissatisfied |
|----------------------------------|----------------|-----------|--------------|-------------------|
| Q2-1. Beach Park Event Center | 35.1% | 57.4% | 7.4% | 0.0% |
| Q2-2. Des Moines Activity Center | 40.4% | 48.1% | 9.6% | 1.9% |
| Q2-3. Des Moines Field House | 18.7% | 61.8% | 17.1% | 2.4% |

Q2(4-8). Waterfront Parks/Trails: Please indicate if you or other members of your household use the following types of parks and facilities provided by the City of Des Moines.

(N=410)

| | Yes | No |
|-------------------------------|-------|-------|
| Q2-4. Des Moines Beach Park | 76.8% | 23.2% |
| Q2-5. Des Moines Creek Trail | 68.0% | 32.0% |
| Q2-6. Barnes Creek Trail | 14.9% | 85.1% |
| Q2-7. Marina/Fishing Pier | 70.0% | 30.0% |
| Q2-8. Redondo Beach/Boardwalk | 53.4% | 46.6% |

Q2(4-8). Waterfront Parks/Trails: If you do use the park/facility, please rate your overall satisfaction on a scale of 1 to 4, where 4 means "Very Satisfied" and 1 means "Very Dissatisfied."

(N=373)

| | Very Satisfied | Satisfied | Dissatisfied | Very Dissatisfied | N/A |
|-------------------------------|----------------|-----------|--------------|-------------------|------|
| Q2-4. Des Moines Beach Park | 37.5% | 50.2% | 9.2% | 1.0% | 2.2% |
| Q2-5. Des Moines Creek Trail | 36.2% | 53.4% | 7.2% | 0.7% | 2.5% |
| Q2-6. Barnes Creek Trail | 16.4% | 54.1% | 21.3% | 3.3% | 4.9% |
| Q2-7. Marina/Fishing Pier | 33.1% | 51.9% | 10.8% | 1.7% | 2.4% |
| Q2-8. Redondo Beach/Boardwalk | 35.6% | 49.8% | 10.5% | 0.9% | 3.2% |

WITHOUT N/A RESPONSES**Q2(4-8). Waterfront Parks/Trails: If you do use the park/facility, please rate your overall satisfaction on a scale of 1 to 4, where 4 means "Very Satisfied" and 1 means "Very Dissatisfied." (without "N/A")**

(N=373)

| | Very Satisfied | Satisfied | Dissatisfied | Very Dissatisfied |
|-------------------------------|----------------|-----------|--------------|-------------------|
| Q2-4. Des Moines Beach Park | 38.3% | 51.3% | 9.4% | 1.0% |
| Q2-5. Des Moines Creek Trail | 37.1% | 54.8% | 7.4% | 0.7% |
| Q2-6. Barnes Creek Trail | 17.2% | 56.9% | 22.4% | 3.4% |
| Q2-7. Marina/Fishing Pier | 33.9% | 53.2% | 11.1% | 1.8% |
| Q2-8. Redondo Beach/Boardwalk | 36.8% | 51.4% | 10.8% | 0.9% |

Q2(9-22). Parks/Trails: Please indicate if you or other members of your household use the following types of parks and facilities provided by the City of Des Moines.

(N=410)

| | Yes | No |
|------------------------------------|-------|-------|
| Q2-9. Steven J Underwood Park | 16.8% | 83.2% |
| Q2-10. Big Catch Plaza | 18.0% | 82.0% |
| Q2-11. Dr. Shirley Gordon Park | 2.0% | 98.0% |
| Q2-12. Kiddie City Park | 9.0% | 91.0% |
| Q2-13. Mary Gay Park | 3.4% | 96.6% |
| Q2-14. Midway Park | 6.3% | 93.7% |
| Q2-15. Havenwood Park | 2.0% | 98.0% |
| Q2-16. Overlook Park | 17.6% | 82.4% |
| Q2-17. Parkside Park | 5.4% | 94.6% |
| Q2-18. Sonju Park/Community Garden | 6.6% | 93.4% |
| Q2-19. South Marina Park | 23.7% | 76.3% |
| Q2-20. Water Tower Park | 14.1% | 85.9% |
| Q2-21. Westwood Park | 3.2% | 96.8% |
| Q2-22. Wooten Park | 12.2% | 87.8% |

Q2(9-22). Parks/Trails: If you do use the park/facility, please rate your overall satisfaction on a scale of 1 to 4, where 4 means "Very Satisfied" and 1 means "Very Dissatisfied."

(N=241)

| | Very Satisfied | Satisfied | Dissatisfied | Very Dissatisfied | N/A |
|------------------------------------|----------------|-----------|--------------|-------------------|-------|
| Q2-9. Steven J Underwood Park | 58.0% | 30.4% | 5.8% | 2.9% | 2.9% |
| Q2-10. Big Catch Plaza | 13.5% | 43.2% | 28.4% | 8.1% | 6.8% |
| Q2-11. Dr. Shirley Gordon Park | 25.0% | 37.5% | 25.0% | 0.0% | 12.5% |
| Q2-12. Kiddie City Park | 32.4% | 43.2% | 10.8% | 8.1% | 5.4% |
| Q2-13. Mary Gay Park | 21.4% | 42.9% | 21.4% | 7.1% | 7.1% |
| Q2-14. Midway Park | 23.1% | 50.0% | 15.4% | 3.8% | 7.7% |
| Q2-15. Havenwood Park | 25.0% | 25.0% | 12.5% | 12.5% | 25.0% |
| Q2-16. Overlook Park | 27.8% | 58.3% | 8.3% | 1.4% | 4.2% |
| Q2-17. Parkside Park | 18.2% | 36.4% | 22.7% | 13.6% | 9.1% |
| Q2-18. Sonju Park/Community Garden | 29.6% | 37.0% | 14.8% | 11.1% | 7.4% |
| Q2-19. South Marina Park | 26.8% | 58.8% | 9.3% | 1.0% | 4.1% |
| Q2-20. Water Tower Park | 17.2% | 62.1% | 13.8% | 1.7% | 5.2% |
| Q2-21. Westwood Park | 23.1% | 53.8% | 7.7% | 7.7% | 7.7% |
| Q2-22. Wooten Park | 20.0% | 52.0% | 12.0% | 6.0% | 10.0% |

WITHOUT N/A RESPONSES

Q2(9-22). Parks/Trails: If you do use the park/facility, please rate your overall satisfaction on a scale of 1 to 4, where 4 means "Very Satisfied" and 1 means "Very Dissatisfied." (without "N/A")

(N=241)

| | Very satisfied | Satisfied | Dissatisfied | Very dissatisfied |
|------------------------------------|----------------|-----------|--------------|-------------------|
| Q2-9. Steven J Underwood Park | 59.7% | 31.3% | 6.0% | 3.0% |
| Q2-10. Big Catch Plaza | 14.5% | 46.4% | 30.4% | 8.7% |
| Q2-11. Dr. Shirley Gordon Park | 28.6% | 42.9% | 28.6% | 0.0% |
| Q2-12. Kiddie City Park | 34.3% | 45.7% | 11.4% | 8.6% |
| Q2-13. Mary Gay Park | 23.1% | 46.2% | 23.1% | 7.7% |
| Q2-14. Midway Park | 25.0% | 54.2% | 16.7% | 4.2% |
| Q2-15. Havenwood Park | 33.3% | 33.3% | 16.7% | 16.7% |
| Q2-16. Overlook Park | 29.0% | 60.9% | 8.7% | 1.4% |
| Q2-17. Parkside Park | 20.0% | 40.0% | 25.0% | 15.0% |
| Q2-18. Sonju Park/Community Garden | 32.0% | 40.0% | 16.0% | 12.0% |
| Q2-19. South Marina Park | 28.0% | 61.3% | 9.7% | 1.1% |
| Q2-20. Water Tower Park | 18.2% | 65.5% | 14.5% | 1.8% |
| Q2-21. Westwood Park | 25.0% | 58.3% | 8.3% | 8.3% |
| Q2-22. Wooten Park | 22.2% | 57.8% | 13.3% | 6.7% |

Q3. Which THREE of the parks/facilities listed in Question 2 do you think should receive the MOST ATTENTION from the City of Des Moines over the next TWO years?

| Q3. Top choice | Number | Percent |
|-----------------------------|--------|---------|
| Beach Park Event Center | 17 | 4.1 % |
| Des Moines Activity Center | 14 | 3.4 % |
| Des Moines Field House | 33 | 8.0 % |
| Des Moines Beach Park | 97 | 23.7 % |
| Des Moines Creek Trail | 29 | 7.1 % |
| Barnes Creek Trail | 13 | 3.2 % |
| Marina/Fishing Pier | 58 | 14.1 % |
| Redondo Beach/Boardwalk | 27 | 6.6 % |
| Steven J Underwood Park | 1 | 0.2 % |
| Big Catch Plaza | 3 | 0.7 % |
| Kiddie City Park | 4 | 1.0 % |
| Midway Park | 5 | 1.2 % |
| Overlook Park | 2 | 0.5 % |
| Parkside Park | 5 | 1.2 % |
| Sonju Park/Community Garden | 9 | 2.2 % |
| South Marina Park | 10 | 2.4 % |
| Water Tower Park | 6 | 1.5 % |
| Westwood Park | 1 | 0.2 % |
| Wooten Park | 5 | 1.2 % |
| None chosen | 71 | 17.3 % |
| Total | 410 | 100.0 % |

Q3. Which THREE of the parks/facilities listed in Question 2 do you think should receive the MOST ATTENTION from the City of Des Moines over the next TWO years?

| <u>Q3. 2nd choice</u> | <u>Number</u> | <u>Percent</u> |
|-----------------------------|---------------|----------------|
| Beach Park Event Center | 11 | 2.7 % |
| Des Moines Activity Center | 18 | 4.4 % |
| Des Moines Field House | 33 | 8.0 % |
| Des Moines Beach Park | 54 | 13.2 % |
| Des Moines Creek Trail | 51 | 12.4 % |
| Barnes Creek Trail | 11 | 2.7 % |
| Marina/Fishing Pier | 50 | 12.2 % |
| Redondo Beach/Boardwalk | 28 | 6.8 % |
| Steven J Underwood Park | 5 | 1.2 % |
| Big Catch Plaza | 6 | 1.5 % |
| Dr. Shirley Gordon Park | 4 | 1.0 % |
| Kiddie City Park | 2 | 0.5 % |
| Mary Gay Park | 2 | 0.5 % |
| Midway Park | 8 | 2.0 % |
| Overlook Park | 4 | 1.0 % |
| Parkside Park | 3 | 0.7 % |
| Sonju Park/Community Garden | 3 | 0.7 % |
| South Marina Park | 8 | 2.0 % |
| Water Tower Park | 7 | 1.7 % |
| Wooten Park | 6 | 1.5 % |
| <u>None chosen</u> | <u>96</u> | <u>23.4 %</u> |
| Total | 410 | 100.0 % |

Q3. Which THREE of the parks/facilities listed in Question 2 do you think should receive the MOST ATTENTION from the City of Des Moines over the next TWO years?

| <u>Q3. 3rd choice</u> | <u>Number</u> | <u>Percent</u> |
|-----------------------------|---------------|----------------|
| Beach Park Event Center | 12 | 2.9 % |
| Des Moines Activity Center | 19 | 4.6 % |
| Des Moines Field House | 21 | 5.1 % |
| Des Moines Beach Park | 32 | 7.8 % |
| Des Moines Creek Trail | 37 | 9.0 % |
| Barnes Creek Trail | 8 | 2.0 % |
| Marina/Fishing Pier | 51 | 12.4 % |
| Redondo Beach/Boardwalk | 20 | 4.9 % |
| Steven J Underwood Park | 12 | 2.9 % |
| Big Catch Plaza | 11 | 2.7 % |
| Dr. Shirley Gordon Park | 6 | 1.5 % |
| Kiddie City Park | 8 | 2.0 % |
| Mary Gay Park | 3 | 0.7 % |
| Midway Park | 6 | 1.5 % |
| Overlook Park | 6 | 1.5 % |
| Parkside Park | 2 | 0.5 % |
| Sonju Park/Community Garden | 10 | 2.4 % |
| South Marina Park | 14 | 3.4 % |
| Water Tower Park | 6 | 1.5 % |
| Westwood Park | 3 | 0.7 % |
| Wooten Park | 5 | 1.2 % |
| <u>None chosen</u> | <u>118</u> | <u>28.8 %</u> |
| Total | 410 | 100.0 % |

SUM OF THE TOP THREE CHOICES

Q3. Which THREE of the parks/facilities listed in Question 2 do you think should receive the MOST ATTENTION from the City of Des Moines over the next TWO years? (top 3)

| Sum of the top three choices | Number | Percent |
|------------------------------|--------|---------|
| Beach Park Event Center | 40 | 9.8 % |
| Des Moines Activity Center | 51 | 12.4 % |
| Des Moines Field House | 87 | 21.2 % |
| Des Moines Beach Park | 183 | 44.6 % |
| Des Moines Creek Trail | 117 | 28.5 % |
| Barnes Creek Trail | 32 | 7.8 % |
| Marina/Fishing Pier | 159 | 38.8 % |
| Redondo Beach/Boardwalk | 75 | 18.3 % |
| Steven J Underwood Park | 18 | 4.4 % |
| Big Catch Plaza | 20 | 4.9 % |
| Dr. Shirley Gordon Park | 10 | 2.4 % |
| Kiddie City Park | 14 | 3.4 % |
| Mary Gay Park | 5 | 1.2 % |
| Midway Park | 19 | 4.6 % |
| Overlook Park | 12 | 2.9 % |
| Parkside Park | 10 | 2.4 % |
| Sonju Park/Community Garden | 22 | 5.4 % |
| South Marina Park | 32 | 7.8 % |
| Water Tower Park | 19 | 4.6 % |
| Westwood Park | 4 | 1.0 % |
| Wooten Park | 16 | 3.9 % |
| None chosen | 71 | 17.3 % |
| Total | 1016 | |

Q4. On a scale from 1 to 10, where 1 is "Not at all Satisfied" and 10 is "Extremely Satisfied," how satisfied are you with the progress that the city is making in acquiring, improving, and investing in parks and recreation facilities in the City of Des Moines?

(N=410)

| Extremely Satisfied | 9 | 8 | 7 | 6 | 5 | 4 | 3 | 2 | Not at all Satisfied | Don't know |
|---------------------|------|-------|-------|-------|-------|------|------|------|----------------------|------------|
| 3.2% | 6.1% | 12.9% | 13.2% | 10.0% | 14.1% | 6.6% | 5.1% | 2.4% | 5.1% | 21.2% |

WITHOUT DON'T KNOW RESPONSES

Q4. On a scale from 1 to 10, where 1 is "Not at all Satisfied" and 10 is "Extremely Satisfied," how satisfied are you with the progress that the city is making in acquiring, improving, and investing in parks and recreation facilities in the City of Des Moines? (without "don't know")

(N=410)

| Extremely Satisfied | 9 | 8 | 7 | 6 | 5 | 4 | 3 | 2 | Not at all Satisfied |
|---------------------|------|-------|-------|-------|-------|------|------|------|----------------------|
| 4.0% | 7.7% | 16.4% | 16.7% | 12.7% | 18.0% | 8.4% | 6.5% | 3.1% | 6.5% |

Q5. Did you or other members of your household participate in any recreation programs (sports, classes, camps, senior lunches or activities, special events, etc.) offered by the City of Des Moines during the two years immediately prior to COVID-19?

| | Number | Percent |
|-------|--------|---------|
| Yes | 139 | 33.9 % |
| No | 271 | 66.1 % |
| Total | 410 | 100.0 % |

Q5a. Approximately how many different recreation programs offered by the City of Des Moines have you or members of your household participated in over those 2 years?

| | Number | Percent |
|-------------------|--------|---------|
| 1 program | 39 | 28.1 % |
| 2 to 3 programs | 64 | 46.0 % |
| 4 to 6 programs | 25 | 18.0 % |
| 7 to 10 programs | 7 | 5.0 % |
| 11+ more programs | 2 | 1.4 % |
| Not provided | 2 | 1.4 % |
| Total | 139 | 100.0 % |

WITHOUT NOT PROVIDED RESPONSES

Q5a. Approximately how many different recreation programs offered by the City of Des Moines have you or members of your household participated in over those 2 years? (without "not provided")

| | Number | Percent |
|-------------------|--------|---------|
| 1 program | 39 | 28.5 % |
| 2 to 3 programs | 64 | 46.7 % |
| 4 to 6 programs | 25 | 18.2 % |
| 7 to 10 programs | 7 | 5.1 % |
| 11+ more programs | 2 | 1.5 % |
| Total | 137 | 100.0 % |

Q5b. Overall, how would you rate the quality of the City of Des Moines Parks, Recreation, and Senior Services programs that you and members of your household have participated in?

| | Number | Percent |
|--------------|--------|---------|
| Excellent | 33 | 23.7 % |
| Good | 79 | 56.8 % |
| Fair | 22 | 15.8 % |
| Poor | 3 | 2.2 % |
| Not provided | 2 | 1.4 % |
| Total | 139 | 100.0 % |

WITHOUT NOT PROVIDED RESPONSES**Q5b. Overall, how would you rate the quality of the City of Des Moines Parks, Recreation, and Senior Services programs that you and members of your household have participated in? (without "not provided")**

| | Number | Percent |
|-----------|--------|---------|
| Excellent | 33 | 24.1 % |
| Good | 79 | 57.7 % |
| Fair | 22 | 16.1 % |
| Poor | 3 | 2.2 % |
| Total | 137 | 100.0 % |

Q5c. From the following list, please check the THREE primary reasons why you or members of your household participate in the Des Moines Parks, Recreation, and Senior Services programs.

| | Number | Percent |
|--|--------|---------|
| Quality of program instructors | 19 | 13.7 % |
| Topics are relevant/interesting | 48 | 34.5 % |
| Location of program | 98 | 70.5 % |
| Quality of program | 32 | 23.0 % |
| Good value for program fee | 54 | 38.8 % |
| Times program is offered | 26 | 18.7 % |
| Friends participate in program | 46 | 33.1 % |
| Dates program is offered | 14 | 10.1 % |
| Availability of scholarships | 6 | 4.3 % |
| Ease of online registration process | 7 | 5.0 % |
| Quality of customer service for registration | 3 | 2.2 % |
| Other | 4 | 2.9 % |
| Total | 357 | |

Q5c-12. Other

| | Number | Percent |
|---|--------|---------|
| The events are walking distance from my residence | 1 | 25.0 % |
| Summer concert series | 1 | 25.0 % |
| I walk the DMC Trail everyday | 1 | 25.0 % |
| Building the community/fostering athletics for growing children | 1 | 25.0 % |
| Total | 4 | 100.0 % |

Q6. Please CHECK ALL the reasons that have prevented you or other members of your household from using parks, trails, recreation facilities, or programs in the City of Des Moines more often.

| | Number | Percent |
|--|--------|---------|
| I do not know locations of parks/facilities | 119 | 29.0 % |
| Facilities are not well maintained | 56 | 13.7 % |
| Desired program or facility not offered | 89 | 21.7 % |
| Security is insufficient/loitering | 124 | 30.2 % |
| Lack of trail access | 24 | 5.9 % |
| Parks/facilities too far from residence | 36 | 8.8 % |
| Parks or facilities are too crowded | 23 | 5.6 % |
| Lack of accessibility | 15 | 3.7 % |
| I have physical health limitations | 46 | 11.2 % |
| Lack of sidewalk or bike lane access | 52 | 12.7 % |
| Parks are not well maintained | 43 | 10.5 % |
| I do not know what is being offered | 120 | 29.3 % |
| Use private, non-profit, or other community's facilities | 24 | 5.9 % |
| Lack of parking | 83 | 20.2 % |
| Park operating hours not convenient | 12 | 2.9 % |
| Lack of transportation | 5 | 1.2 % |
| Lack of funds for program fees | 19 | 4.6 % |
| Other | 80 | 19.5 % |
| Total | 970 | |

Q7. Please CHECK ALL the following organizations you or members of your household use for recreation programs and facilities.

| | Number | Percent |
|---|--------|---------|
| City of Des Moines | 255 | 62.2 % |
| Neighboring cities | 193 | 47.1 % |
| King County | 141 | 34.4 % |
| Private clubs/fitness centers | 148 | 36.1 % |
| Local schools/colleges/universities | 95 | 23.2 % |
| Homeowners associations (HOA) | 31 | 7.6 % |
| Churches or other religious organizations | 94 | 22.9 % |
| Non-profit organizations | 43 | 10.5 % |
| Other | 20 | 4.9 % |
| None of these | 49 | 12.0 % |
| Total | 1069 | |

WITHOUT NONE OF THESE RESPONSES**Q7. Please CHECK ALL the following organizations you or members of your household use for recreation programs and facilities. (without "none of these")**

| | Number | Percent |
|---|--------|---------|
| City of Des Moines | 255 | 70.6 % |
| Neighboring cities | 193 | 53.5 % |
| King County | 141 | 39.1 % |
| Private clubs/fitness centers | 148 | 41.0 % |
| Local schools/colleges/universities | 95 | 26.3 % |
| Homeowners associations (HOA) | 30 | 8.3 % |
| Churches or other religious organizations | 94 | 26.0 % |
| Non-profit organizations | 43 | 11.9 % |
| Other | 20 | 5.5 % |
| Total | 1019 | |

Q8. Please indicate if you or any member of your household has a need for each of the parks and recreation facilities listed below.

(N=410)

| | Yes | No |
|---|-------|-------|
| Q8-1. Baseball & softball fields | 17.3% | 82.7% |
| Q8-2. BMX pump track/bike park | 9.8% | 90.2% |
| Q8-3. Community center/recreation center | 39.0% | 61.0% |
| Q8-4. Community gardens | 29.3% | 70.7% |
| Q8-5. Community/social gathering spaces | 37.1% | 62.9% |
| Q8-6. Disc golf courses | 12.7% | 87.3% |
| Q8-7. Dog parks (off-leash) | 34.1% | 65.9% |
| Q8-8. Golf | 14.6% | 85.4% |
| Q8-9. Indoor basketball/volleyball courts (indoor gyms) | 18.5% | 81.5% |
| Q8-10. Indoor running/walking tracks | 25.1% | 74.9% |
| Q8-11. Indoor swimming pool | 44.9% | 55.1% |
| Q8-12. Larger community parks | 38.5% | 61.5% |
| Q8-13. Museum | 19.8% | 80.2% |
| Q8-14. Mountain bike trails | 13.9% | 86.1% |
| Q8-15. Natural parks & preserves | 50.0% | 50.0% |
| Q8-16. Non-motorized watercraft launches | 23.9% | 76.1% |
| Q8-17. Outdoor basketball courts | 13.7% | 86.3% |
| Q8-18. Outdoor volleyball | 9.3% | 90.7% |
| Q8-19. Outdoor fitness equipment | 17.6% | 82.4% |
| Q8-20. Outdoor recreation (camping, fishing, archery) | 27.3% | 72.7% |
| Q8-21. Outdoor swimming pool | 28.0% | 72.0% |
| Q8-22. Pickleball courts | 15.6% | 84.4% |
| Q8-23. Picnic areas/shelters | 46.1% | 53.9% |
| Q8-24. Playgrounds | 38.0% | 62.0% |
| Q8-25. Restrooms | 63.2% | 36.8% |
| Q8-26. Skate parks | 12.9% | 87.1% |
| Q8-27. Skating rink | 9.8% | 90.2% |
| Q8-28. Smaller neighborhood parks | 33.7% | 66.3% |

Q8. Please indicate if you or any member of your household has a need for each of the parks and recreation facilities listed below.

| | Yes | No |
|--|-------|-------|
| Q8-29. Soccer, lacrosse & football size fields | 15.6% | 84.4% |
| Q8-30. Special event spaces/performance spaces/stage | 28.8% | 71.2% |
| Q8-31. Splash pads | 32.7% | 67.3% |
| Q8-32. Table tennis | 7.1% | 92.9% |
| Q8-33. Tennis courts | 16.8% | 83.2% |
| Q8-34. Walking & biking trails | 67.3% | 32.7% |
| Q8-35. Waterfront parks | 71.5% | 28.5% |
| Q8-36. Other | 4.6% | 95.4% |

Q8. If "YES," please rate how well your need for facilities of this type are being met, whether provided by the City of Des Moines or another entity, using a scale of 1 to 4, where 4 means they are "Fully Met" and 1 means "Not Met."

(N=382)

| | Fully Met | Mostly Met | Partly Met | Not Met |
|---|-----------|------------|------------|---------|
| Q8-1. Baseball & softball fields | 20.0% | 43.1% | 35.4% | 1.5% |
| Q8-2. BMX pump track/bike park | 5.3% | 26.3% | 15.8% | 52.6% |
| Q8-3. Community center/recreation center | 9.2% | 36.9% | 29.8% | 24.1% |
| Q8-4. Community gardens | 7.5% | 24.5% | 35.8% | 32.1% |
| Q8-5. Community/social gathering spaces | 13.4% | 35.8% | 38.1% | 12.7% |
| Q8-6. Disc golf courses | 2.1% | 8.3% | 18.8% | 70.8% |
| Q8-7. Dog parks (off-leash) | 7.0% | 19.5% | 32.0% | 41.4% |
| Q8-8. Golf | 9.6% | 13.5% | 9.6% | 67.3% |
| Q8-9. Indoor basketball/volleyball courts (indoor gyms) | 4.3% | 15.7% | 38.6% | 41.4% |
| Q8-10. Indoor running/walking tracks | 5.6% | 3.4% | 15.7% | 75.3% |
| Q8-11. Indoor swimming pool | 22.6% | 26.4% | 31.4% | 19.5% |
| Q8-12. Larger community parks | 14.8% | 26.8% | 43.7% | 14.8% |
| Q8-13. Museum | 9.9% | 11.3% | 25.4% | 53.5% |
| Q8-14. Mountain bike trails | 2.0% | 27.5% | 31.4% | 39.2% |
| Q8-15. Natural parks & preserves | 15.9% | 36.3% | 36.3% | 11.5% |
| Q8-16. Non-motorized watercraft launches | 7.2% | 12.0% | 50.6% | 30.1% |
| Q8-17. Outdoor basketball courts | 12.0% | 24.0% | 46.0% | 18.0% |
| Q8-18. Outdoor volleyball | 0.0% | 0.0% | 54.3% | 45.7% |
| Q8-19. Outdoor fitness equipment | 1.5% | 9.1% | 40.9% | 48.5% |
| Q8-20. Outdoor recreation (camping, fishing, archery) | 6.0% | 21.0% | 45.0% | 28.0% |
| Q8-21. Outdoor swimming pool | 5.8% | 4.8% | 10.6% | 78.8% |
| Q8-22. Pickleball courts | 3.4% | 10.3% | 31.0% | 55.2% |
| Q8-23. Picnic areas/shelters | 14.2% | 35.8% | 43.2% | 6.8% |
| Q8-24. Playgrounds | 11.0% | 34.6% | 45.6% | 8.8% |
| Q8-25. Restrooms | 5.7% | 28.9% | 46.9% | 18.4% |
| Q8-26. Skate parks | 20.5% | 31.8% | 34.1% | 13.6% |

Q8. If "YES," please rate how well your need for facilities of this type are being met, whether provided by the City of Des Moines or another entity, using a scale of 1 to 4, where 4 means they are "Fully Met" and 1 means "Not Met."

(N=382)

| | Fully Met | Mostly Met | Partly Met | Not Met |
|--|-----------|------------|------------|---------|
| Q8-27. Skating rink | 5.3% | 2.6% | 15.8% | 76.3% |
| Q8-28. Smaller neighborhood parks | 20.7% | 31.4% | 38.8% | 9.1% |
| Q8-29. Soccer, lacrosse & football size fields | 16.1% | 23.2% | 46.4% | 14.3% |
| Q8-30. Special event spaces/performance spaces/stage | 12.5% | 27.9% | 35.6% | 24.0% |
| Q8-31. Splash pads | 1.6% | 4.0% | 10.4% | 84.0% |
| Q8-32. Table tennis | 0.0% | 3.8% | 26.9% | 69.2% |
| Q8-33. Tennis courts | 20.6% | 27.0% | 36.5% | 15.9% |
| Q8-34. Walking & biking trails | 15.3% | 45.4% | 35.7% | 3.6% |
| Q8-35. Waterfront parks | 21.6% | 40.5% | 30.3% | 7.6% |
| Q8-36. Other | 0.0% | 0.0% | 18.8% | 81.3% |

Q9. Which FOUR of the facilities listed in Question 8 do you think are most important for you and members of your household?

| Q9. Top choice | Number | Percent |
|---|--------|---------|
| Baseball & softball fields | 7 | 1.7 % |
| BMX pump track/bike park | 5 | 1.2 % |
| Community center/recreation center | 31 | 7.6 % |
| Community gardens | 3 | 0.7 % |
| Community/social gathering spaces | 10 | 2.4 % |
| Disc golf courses | 4 | 1.0 % |
| Dog parks (off-leash) | 34 | 8.3 % |
| Golf | 7 | 1.7 % |
| Indoor basketball/volleyball courts (indoor gyms) | 5 | 1.2 % |
| Indoor running/walking tracks | 13 | 3.2 % |
| Indoor swimming pool | 13 | 3.2 % |
| Larger community parks | 6 | 1.5 % |
| Museum | 3 | 0.7 % |
| Mountain bike trails | 4 | 1.0 % |
| Natural parks & preserves | 9 | 2.2 % |
| Non-motorized watercraft launches | 5 | 1.2 % |
| Outdoor basketball courts | 1 | 0.2 % |
| Outdoor recreation (camping, fishing, archery) | 4 | 1.0 % |
| Outdoor swimming pool | 8 | 2.0 % |
| Pickleball courts | 4 | 1.0 % |
| Picnic areas/shelters | 3 | 0.7 % |
| Playgrounds | 12 | 2.9 % |
| Restrooms | 16 | 3.9 % |
| Skate parks | 3 | 0.7 % |
| Smaller neighborhood parks | 4 | 1.0 % |
| Soccer, lacrosse & football size fields | 3 | 0.7 % |
| Special event spaces/performance spaces/stage | 4 | 1.0 % |
| Splash pads | 29 | 7.1 % |
| Tennis courts | 4 | 1.0 % |
| Walking & biking trails | 52 | 12.7 % |
| Waterfront parks | 54 | 13.2 % |
| Other | 5 | 1.2 % |
| None chosen | 45 | 11.0 % |
| Total | 410 | 100.0 % |

Q9. Which FOUR of the facilities listed in Question 8 do you think are most important for you and members of your household?

| <u>Q9. 2nd choice</u> | <u>Number</u> | <u>Percent</u> |
|---|---------------|----------------|
| Baseball & softball fields | 5 | 1.2 % |
| BMX pump track/bike park | 1 | 0.2 % |
| Community center/recreation center | 15 | 3.7 % |
| Community gardens | 6 | 1.5 % |
| Community/social gathering spaces | 12 | 2.9 % |
| Disc golf courses | 6 | 1.5 % |
| Dog parks (off-leash) | 14 | 3.4 % |
| Golf | 5 | 1.2 % |
| Indoor basketball/volleyball courts (indoor gyms) | 5 | 1.2 % |
| Indoor running/walking tracks | 11 | 2.7 % |
| Indoor swimming pool | 17 | 4.1 % |
| Larger community parks | 8 | 2.0 % |
| Museum | 5 | 1.2 % |
| Mountain bike trails | 6 | 1.5 % |
| Natural parks & preserves | 23 | 5.6 % |
| Non-motorized watercraft launches | 7 | 1.7 % |
| Outdoor basketball courts | 5 | 1.2 % |
| Outdoor fitness equipment | 2 | 0.5 % |
| Outdoor recreation (camping, fishing, archery) | 3 | 0.7 % |
| Outdoor swimming pool | 9 | 2.2 % |
| Pickleball courts | 4 | 1.0 % |
| Picnic areas/shelters | 10 | 2.4 % |
| Playgrounds | 19 | 4.6 % |
| Restrooms | 24 | 5.9 % |
| Skate parks | 2 | 0.5 % |
| Skating rink | 3 | 0.7 % |
| Smaller neighborhood parks | 6 | 1.5 % |
| Soccer, lacrosse & football size fields | 4 | 1.0 % |
| Special event spaces/performance spaces/stage | 9 | 2.2 % |
| Splash pads | 19 | 4.6 % |
| Tennis courts | 2 | 0.5 % |
| Walking & biking trails | 55 | 13.4 % |
| Waterfront parks | 37 | 9.0 % |
| Other | 1 | 0.2 % |
| <u>None chosen</u> | <u>50</u> | <u>12.2 %</u> |
| Total | 410 | 100.0 % |

Q9. Which FOUR of the facilities listed in Question 8 do you think are most important for you and members of your household?

| Q9. 3rd choice | Number | Percent |
|---|--------|---------|
| Baseball & softball fields | 4 | 1.0 % |
| BMX pump track/bike park | 3 | 0.7 % |
| Community center/recreation center | 14 | 3.4 % |
| Community gardens | 14 | 3.4 % |
| Community/social gathering spaces | 9 | 2.2 % |
| Disc golf courses | 5 | 1.2 % |
| Dog parks (off-leash) | 13 | 3.2 % |
| Golf | 8 | 2.0 % |
| Indoor basketball/volleyball courts (indoor gyms) | 8 | 2.0 % |
| Indoor running/walking tracks | 10 | 2.4 % |
| Indoor swimming pool | 14 | 3.4 % |
| Larger community parks | 11 | 2.7 % |
| Museum | 4 | 1.0 % |
| Mountain bike trails | 4 | 1.0 % |
| Natural parks & preserves | 20 | 4.9 % |
| Non-motorized watercraft launches | 6 | 1.5 % |
| Outdoor basketball courts | 1 | 0.2 % |
| Outdoor volleyball | 1 | 0.2 % |
| Outdoor fitness equipment | 7 | 1.7 % |
| Outdoor recreation (camping, fishing, archery) | 5 | 1.2 % |
| Outdoor swimming pool | 14 | 3.4 % |
| Pickleball courts | 8 | 2.0 % |
| Picnic areas/shelters | 12 | 2.9 % |
| Playgrounds | 22 | 5.4 % |
| Restrooms | 29 | 7.1 % |
| Skate parks | 3 | 0.7 % |
| Skating rink | 2 | 0.5 % |
| Smaller neighborhood parks | 14 | 3.4 % |
| Soccer, lacrosse & football size fields | 3 | 0.7 % |
| Special event spaces/performance spaces/stage | 7 | 1.7 % |
| Splash pads | 11 | 2.7 % |
| Tennis courts | 1 | 0.2 % |
| Walking & biking trails | 27 | 6.6 % |
| Waterfront parks | 29 | 7.1 % |
| Other | 4 | 1.0 % |
| None chosen | 63 | 15.4 % |
| Total | 410 | 100.0 % |

Q9. Which FOUR of the facilities listed in Question 8 do you think are most important for you and members of your household?

| Q9. 4th choice | Number | Percent |
|---|--------|---------|
| Baseball & softball fields | 3 | 0.7 % |
| BMX pump track/bike park | 2 | 0.5 % |
| Community center/recreation center | 9 | 2.2 % |
| Community gardens | 14 | 3.4 % |
| Community/social gathering spaces | 9 | 2.2 % |
| Disc golf courses | 4 | 1.0 % |
| Dog parks (off-leash) | 12 | 2.9 % |
| Golf | 5 | 1.2 % |
| Indoor basketball/volleyball courts (indoor gyms) | 8 | 2.0 % |
| Indoor running/walking tracks | 8 | 2.0 % |
| Indoor swimming pool | 13 | 3.2 % |
| Larger community parks | 13 | 3.2 % |
| Museum | 4 | 1.0 % |
| Mountain bike trails | 4 | 1.0 % |
| Natural parks & preserves | 21 | 5.1 % |
| Non-motorized watercraft launches | 11 | 2.7 % |
| Outdoor basketball courts | 3 | 0.7 % |
| Outdoor volleyball | 1 | 0.2 % |
| Outdoor fitness equipment | 3 | 0.7 % |
| Outdoor recreation (camping, fishing, archery) | 9 | 2.2 % |
| Outdoor swimming pool | 5 | 1.2 % |
| Pickleball courts | 6 | 1.5 % |
| Picnic areas/shelters | 17 | 4.1 % |
| Playgrounds | 12 | 2.9 % |
| Restrooms | 18 | 4.4 % |
| Skating rink | 4 | 1.0 % |
| Smaller neighborhood parks | 9 | 2.2 % |
| Soccer, lacrosse & football size fields | 8 | 2.0 % |
| Special event spaces/performance spaces/stage | 8 | 2.0 % |
| Splash pads | 9 | 2.2 % |
| Table tennis | 2 | 0.5 % |
| Tennis courts | 5 | 1.2 % |
| Walking & biking trails | 28 | 6.8 % |
| Waterfront parks | 38 | 9.3 % |
| Other | 3 | 0.7 % |
| None chosen | 82 | 20.0 % |
| Total | 410 | 100.0 % |

SUM OF THE TOP FOUR CHOICES

Q9. Which FOUR of the facilities listed in Question 8 do you think are most important for you and members of your household? (Top 4)

| Sum of the top four choices | Number | Percent |
|---|--------|---------|
| Baseball & softball fields | 19 | 4.6 % |
| BMX pump track/bike park | 11 | 2.7 % |
| Community center/recreation center | 69 | 16.8 % |
| Community gardens | 37 | 9.0 % |
| Community/social gathering spaces | 40 | 9.8 % |
| Disc golf courses | 19 | 4.6 % |
| Dog parks (off-leash) | 73 | 17.8 % |
| Golf | 25 | 6.1 % |
| Indoor basketball/volleyball courts (indoor gyms) | 26 | 6.3 % |
| Indoor running/walking tracks | 42 | 10.2 % |
| Indoor swimming pool | 57 | 13.9 % |
| Larger community parks | 38 | 9.3 % |
| Museum | 16 | 3.9 % |
| Mountain bike trails | 18 | 4.4 % |
| Natural parks & preserves | 73 | 17.8 % |
| Non-motorized watercraft launches | 29 | 7.1 % |
| Outdoor basketball courts | 10 | 2.4 % |
| Outdoor volleyball | 2 | 0.5 % |
| Outdoor fitness equipment | 12 | 2.9 % |
| Outdoor recreation (camping, fishing, archery) | 21 | 5.1 % |
| Outdoor swimming pool | 36 | 8.8 % |
| Pickleball courts | 22 | 5.4 % |
| Picnic areas/shelters | 42 | 10.2 % |
| Playgrounds | 65 | 15.9 % |
| Restrooms | 87 | 21.2 % |
| Skate parks | 8 | 2.0 % |
| Skating rink | 9 | 2.2 % |
| Smaller neighborhood parks | 33 | 8.0 % |
| Soccer, lacrosse & football size fields | 18 | 4.4 % |
| Special event spaces/performance spaces/stage | 28 | 6.8 % |
| Splash pads | 68 | 16.6 % |
| Table tennis | 2 | 0.5 % |
| Tennis courts | 12 | 2.9 % |
| Walking & biking trails | 162 | 39.5 % |
| Waterfront parks | 158 | 38.5 % |
| Other | 13 | 3.2 % |
| None chosen | 45 | 11.0 % |
| Total | 1445 | |

Q10. Please indicate if you or any member of your household has a need for each of the recreation programs listed below.

(N=410)

| | Yes | No |
|---|-------|-------|
| Q10-1. Adult fitness & wellness programs | 48.3% | 51.7% |
| Q10-2. Adult arts/cultural programming | 34.4% | 65.6% |
| Q10-3. Adult sports leagues | 23.2% | 76.8% |
| Q10-4. Before & after school programs for youth | 18.3% | 81.7% |
| Q10-5. Birthday parties | 13.4% | 86.6% |
| Q10-6. Boating instruction-classroom | 13.4% | 86.6% |
| Q10-7. Boating instruction-water | 17.8% | 82.2% |
| Q10-8. Community festivals/special events | 56.1% | 43.9% |
| Q10-9. Community gardening | 21.2% | 78.8% |
| Q10-10. Concerts/movies in the park | 59.8% | 40.2% |
| Q10-11. Dog obedience classes | 21.5% | 78.5% |
| Q10-12. eGaming/eSports | 4.9% | 95.1% |
| Q10-13. Exercise classes | 36.1% | 63.9% |
| Q10-14. Farmer's market | 72.2% | 27.8% |
| Q10-15. Fishing | 24.1% | 75.9% |
| Q10-16. Gymnastics/tumbling programs | 12.4% | 87.6% |
| Q10-17. Kayak/paddleboard rental | 33.2% | 66.8% |
| Q10-18. Outdoor environmental/nature camps & programs | 27.6% | 72.4% |
| Q10-19. Park stewardship/volunteering programs | 24.6% | 75.4% |
| Q10-20. Preschool programs/early childhood education | 12.2% | 87.8% |

Q10. Please indicate if you or any member of your household has a need for each of the recreation programs listed below.

(N=410)

| | Yes | No |
|--|-------|-------|
| Q10-21. Private facility rentals | 21.7% | 78.3% |
| Q10-22. Programs for people with special needs | 11.7% | 88.3% |
| Q10-23. Senior day trips | 18.0% | 82.0% |
| Q10-24. Senior programs | 21.0% | 79.0% |
| Q10-25. STEM (science, technology, engineering & mathematics)/tech classes | 20.5% | 79.5% |
| Q10-26. Teen/tween programs | 15.1% | 84.9% |
| Q10-27. Tennis lessons & leagues | 9.5% | 90.5% |
| Q10-28. Virtual programs | 7.1% | 92.9% |
| Q10-29. Youth fitness & wellness classes | 17.6% | 82.4% |
| Q10-30. Youth performing arts programs (dance/music) | 19.8% | 80.2% |
| Q10-31. Youth school-year sports programs & camps | 20.0% | 80.0% |
| Q10-32. Youth summer programs & camps | 22.0% | 78.0% |
| Q10-33. Youth visual arts/crafts programs | 16.8% | 83.2% |
| Q10-34. Other | 2.4% | 97.6% |

Q10. If "YES," please rate how well your need for programs of this type were being met prior to COVID-19, whether provided by the City of Des Moines or another entity, using a scale of 1 to 4, where 4 means they are "Fully Met" and 1 means "Not Met."

(N=375)

| | Fully Met | Mostly Met | Partly Met | Not Met |
|---|-----------|------------|------------|---------|
| Q10-1. Adult fitness & wellness programs | 6.9% | 12.0% | 42.3% | 38.9% |
| Q10-2. Adult arts/cultural programming | 3.3% | 15.8% | 39.2% | 41.7% |
| Q10-3. Adult sports leagues | 1.2% | 10.8% | 33.7% | 54.2% |
| Q10-4. Before & after school programs for youth | 9.4% | 15.6% | 42.2% | 32.8% |
| Q10-5. Birthday parties | 12.0% | 14.0% | 42.0% | 32.0% |
| Q10-6. Boating instruction-classroom | 4.7% | 16.3% | 39.5% | 39.5% |
| Q10-7. Boating instruction-water | 1.8% | 14.3% | 32.1% | 51.8% |
| Q10-8. Community festivals/special events | 8.4% | 33.0% | 43.3% | 15.3% |
| Q10-9. Community gardening | 1.5% | 19.4% | 37.3% | 41.8% |
| Q10-10. Concerts/movies in the park | 10.4% | 32.5% | 40.1% | 17.0% |
| Q10-11. Dog obedience classes | 22.5% | 16.9% | 26.8% | 33.8% |
| Q10-12. eGaming/eSports | 0.0% | 0.0% | 5.9% | 94.1% |
| Q10-13. Exercise classes | 5.6% | 15.9% | 40.5% | 38.1% |
| Q10-14. Farmer's market | 46.9% | 40.0% | 10.8% | 2.3% |
| Q10-15. Fishing | 25.9% | 37.0% | 32.1% | 4.9% |
| Q10-16. Gymnastics/tumbling programs | 2.1% | 4.2% | 22.9% | 70.8% |
| Q10-17. Kayak/paddleboard rental | 8.4% | 19.3% | 37.8% | 34.5% |
| Q10-18. Outdoor environmental/nature camps & programs | 3.2% | 17.2% | 26.9% | 52.7% |
| Q10-19. Park stewardship/volunteering programs | 8.2% | 21.2% | 32.9% | 37.6% |
| Q10-20. Preschool programs/early childhood education | 4.8% | 19.0% | 31.0% | 45.2% |
| Q10-21. Private facility rentals | 18.6% | 34.3% | 27.1% | 20.0% |

Q10. If "YES," please rate how well your need for programs of this type were being met prior to COVID-19, whether provided by the City of Des Moines or another entity, using a scale of 1 to 4, where 4 means they are "Fully Met" and 1 means "Not Met."

(N=375)

| | Fully Met | Mostly Met | Partly Met | Not Met |
|--|-----------|------------|------------|---------|
| Q10-22. Programs for people with special needs | 6.5% | 16.1% | 41.9% | 35.5% |
| Q10-23. Senior day trips | 14.8% | 35.2% | 29.6% | 20.4% |
| Q10-24. Senior programs | 10.8% | 35.4% | 29.2% | 24.6% |
| Q10-25. STEM (science, technology, engineering & mathematics)/tech classes | 1.4% | 4.2% | 35.2% | 59.2% |
| Q10-26. Teen/tween programs | 2.0% | 8.0% | 32.0% | 58.0% |
| Q10-27. Tennis lessons & leagues | 3.6% | 10.7% | 21.4% | 64.3% |
| Q10-28. Virtual programs | 6.3% | 25.0% | 31.3% | 37.5% |
| Q10-29. Youth fitness & wellness classes | 3.1% | 12.3% | 38.5% | 46.2% |
| Q10-30. Youth performing arts programs (dance/music) | 3.0% | 7.5% | 29.9% | 59.7% |
| Q10-31. Youth school-year sports programs & camps | 11.3% | 19.7% | 45.1% | 23.9% |
| Q10-32. Youth summer programs & camps | 5.4% | 24.3% | 43.2% | 27.0% |
| Q10-33. Youth visual arts/crafts programs | 0.0% | 10.9% | 40.0% | 49.1% |
| Q10-34. Other | 14.3% | 0.0% | 42.9% | 42.9% |

Q10-34. Other

| Q10-34. Other | Number | Percent |
|--|--------|---------|
| First aid and basic emergency care | 1 | 10.0 % |
| Seattle Symphony Community concerts were awesome | 1 | 10.0 % |
| Swimming/exercising pools | 1 | 10.0 % |
| BOAT TRAILER PARKING | 1 | 10.0 % |
| FIRST AID | 1 | 10.0 % |
| Pickleball | 1 | 10.0 % |
| Wedding venue | 1 | 10.0 % |
| Swimming pool | 1 | 10.0 % |
| Naturalist training | 1 | 10.0 % |
| Cultural programing | 1 | 10.0 % |
| Total | 10 | 100.0 % |

Q11. Which FOUR programs listed in Question 10 do you think are most important for you and members of your household?

| <u>Q11. Top choice</u> | <u>Number</u> | <u>Percent</u> |
|--|---------------|----------------|
| Adult fitness & wellness programs | 52 | 12.7 % |
| Adult arts/cultural programming | 16 | 3.9 % |
| Adult sports leagues | 11 | 2.7 % |
| Before & after school programs for youth | 13 | 3.2 % |
| Birthday parties | 1 | 0.2 % |
| Boating instruction-water | 4 | 1.0 % |
| Community festivals/special events | 49 | 12.0 % |
| Community gardening | 7 | 1.7 % |
| Concerts/movies in the park | 21 | 5.1 % |
| Dog obedience classes | 10 | 2.4 % |
| eGaming/eSports | 1 | 0.2 % |
| Exercise classes | 4 | 1.0 % |
| Farmer's market | 60 | 14.6 % |
| Fishing | 6 | 1.5 % |
| Gymnastics/tumbling programs | 6 | 1.5 % |
| Kayak/paddleboard rental | 4 | 1.0 % |
| Outdoor environmental/nature camps & programs | 4 | 1.0 % |
| Park stewardship/volunteering programs | 1 | 0.2 % |
| Preschool programs/early childhood education | 4 | 1.0 % |
| Private facility rentals | 3 | 0.7 % |
| Programs for people with special needs | 2 | 0.5 % |
| Senior day trips | 8 | 2.0 % |
| Senior programs | 8 | 2.0 % |
| STEM (science, technology, engineering & mathematics)/tech classes | 3 | 0.7 % |
| Teen/tween programs | 6 | 1.5 % |
| Tennis lessons & leagues | 4 | 1.0 % |
| Youth fitness & wellness classes | 3 | 0.7 % |
| Youth performing arts programs (dance/music) | 5 | 1.2 % |
| Youth school-year sports programs & camps | 13 | 3.2 % |
| Youth summer programs & camps | 5 | 1.2 % |
| Youth visual arts/crafts programs | 2 | 0.5 % |
| Other | 6 | 1.5 % |
| <u>None chosen</u> | <u>68</u> | <u>16.6 %</u> |
| Total | 410 | 100.0 % |

Q11. Which FOUR programs listed in Question 10 do you think are most important for you and members of your household?

| <u>Q11. 2nd choice</u> | <u>Number</u> | <u>Percent</u> |
|--|---------------|----------------|
| Adult fitness & wellness programs | 25 | 6.1 % |
| Adult arts/cultural programming | 11 | 2.7 % |
| Adult sports leagues | 9 | 2.2 % |
| Before & after school programs for youth | 6 | 1.5 % |
| Boating instruction-classroom | 3 | 0.7 % |
| Boating instruction-water | 3 | 0.7 % |
| Community festivals/special events | 37 | 9.0 % |
| Community gardening | 13 | 3.2 % |
| Concerts/movies in the park | 45 | 11.0 % |
| Dog obedience classes | 7 | 1.7 % |
| eGaming/eSports | 1 | 0.2 % |
| Exercise classes | 17 | 4.1 % |
| Farmer's market | 34 | 8.3 % |
| Fishing | 4 | 1.0 % |
| Gymnastics/tumbling programs | 4 | 1.0 % |
| Kayak/paddleboard rental | 12 | 2.9 % |
| Outdoor environmental/nature camps & programs | 11 | 2.7 % |
| Park stewardship/volunteering programs | 7 | 1.7 % |
| Preschool programs/early childhood education | 9 | 2.2 % |
| Private facility rentals | 4 | 1.0 % |
| Programs for people with special needs | 1 | 0.2 % |
| Senior day trips | 12 | 2.9 % |
| Senior programs | 11 | 2.7 % |
| STEM (science, technology, engineering & mathematics)/tech classes | 8 | 2.0 % |
| Teen/tween programs | 5 | 1.2 % |
| Tennis lessons & leagues | 3 | 0.7 % |
| Virtual programs | 2 | 0.5 % |
| Youth fitness & wellness classes | 2 | 0.5 % |
| Youth performing arts programs (dance/music) | 7 | 1.7 % |
| Youth school-year sports programs & camps | 5 | 1.2 % |
| Youth summer programs & camps | 7 | 1.7 % |
| Youth visual arts/crafts programs | 2 | 0.5 % |
| <u>None chosen</u> | <u>83</u> | <u>20.2 %</u> |
| Total | 410 | 100.0 % |

Q11. Which FOUR programs listed in Question 10 do you think are most important for you and members of your household?

| <u>Q11. 3rd choice</u> | <u>Number</u> | <u>Percent</u> |
|--|---------------|----------------|
| Adult fitness & wellness programs | 14 | 3.4 % |
| Adult arts/cultural programming | 17 | 4.1 % |
| Adult sports leagues | 6 | 1.5 % |
| Before & after school programs for youth | 7 | 1.7 % |
| Birthday parties | 5 | 1.2 % |
| Boating instruction-classroom | 4 | 1.0 % |
| Boating instruction-water | 3 | 0.7 % |
| Community festivals/special events | 26 | 6.3 % |
| Community gardening | 8 | 2.0 % |
| Concerts/movies in the park | 23 | 5.6 % |
| Dog obedience classes | 8 | 2.0 % |
| eGaming/eSports | 3 | 0.7 % |
| Exercise classes | 19 | 4.6 % |
| Farmer's market | 43 | 10.5 % |
| Fishing | 9 | 2.2 % |
| Gymnastics/tumbling programs | 4 | 1.0 % |
| Kayak/paddleboard rental | 12 | 2.9 % |
| Outdoor environmental/nature camps & programs | 9 | 2.2 % |
| Park stewardship/volunteering programs | 6 | 1.5 % |
| Preschool programs/early childhood education | 5 | 1.2 % |
| Private facility rentals | 2 | 0.5 % |
| Programs for people with special needs | 8 | 2.0 % |
| Senior day trips | 6 | 1.5 % |
| Senior programs | 13 | 3.2 % |
| STEM (science, technology, engineering & mathematics)/tech classes | 6 | 1.5 % |
| Teen/tween programs | 6 | 1.5 % |
| Tennis lessons & leagues | 2 | 0.5 % |
| Virtual programs | 3 | 0.7 % |
| Youth fitness & wellness classes | 4 | 1.0 % |
| Youth performing arts programs (dance/music) | 4 | 1.0 % |
| Youth school-year sports programs & camps | 11 | 2.7 % |
| Youth summer programs & camps | 9 | 2.2 % |
| Youth visual arts/crafts programs | 2 | 0.5 % |
| Other | 1 | 0.2 % |
| None chosen | 102 | 24.9 % |
| Total | 410 | 100.0 % |

Q11. Which FOUR programs listed in Question 10 do you think are most important for you and members of your household?

| <u>Q11. 4th choice</u> | <u>Number</u> | <u>Percent</u> |
|--|---------------|----------------|
| Adult fitness & wellness programs | 17 | 4.1 % |
| Adult arts/cultural programming | 7 | 1.7 % |
| Adult sports leagues | 6 | 1.5 % |
| Before & after school programs for youth | 8 | 2.0 % |
| Birthday parties | 2 | 0.5 % |
| Boating instruction-classroom | 4 | 1.0 % |
| Boating instruction-water | 4 | 1.0 % |
| Community festivals/special events | 26 | 6.3 % |
| Community gardening | 7 | 1.7 % |
| Concerts/movies in the park | 30 | 7.3 % |
| Dog obedience classes | 9 | 2.2 % |
| eGaming/eSports | 3 | 0.7 % |
| Exercise classes | 7 | 1.7 % |
| Farmer's market | 25 | 6.1 % |
| Fishing | 11 | 2.7 % |
| Gymnastics/tumbling programs | 6 | 1.5 % |
| Kayak/paddleboard rental | 11 | 2.7 % |
| Outdoor environmental/nature camps & programs | 8 | 2.0 % |
| Park stewardship/volunteering programs | 8 | 2.0 % |
| Preschool programs/early childhood education | 2 | 0.5 % |
| Private facility rentals | 8 | 2.0 % |
| Programs for people with special needs | 1 | 0.2 % |
| Senior day trips | 9 | 2.2 % |
| Senior programs | 13 | 3.2 % |
| STEM (science, technology, engineering & mathematics)/tech classes | 5 | 1.2 % |
| Teen/tween programs | 5 | 1.2 % |
| Tennis lessons & leagues | 3 | 0.7 % |
| Virtual programs | 5 | 1.2 % |
| Youth fitness & wellness classes | 4 | 1.0 % |
| Youth performing arts programs (dance/music) | 8 | 2.0 % |
| Youth school-year sports programs & camps | 3 | 0.7 % |
| Youth summer programs & camps | 14 | 3.4 % |
| Youth visual arts/crafts programs | 3 | 0.7 % |
| Other | 3 | 0.7 % |
| None chosen | 125 | 30.5 % |
| Total | 410 | 100.0 % |

SUM OF THE TOP FOUR CHOICES**Q11. Which FOUR programs listed in Question 10 do you think are most important for you and members of your household? (Top 4)**

| Sum of the top four choices | Number | Percent |
|--|--------|---------|
| Adult fitness & wellness programs | 108 | 26.3 % |
| Adult arts/cultural programming | 51 | 12.4 % |
| Adult sports leagues | 32 | 7.8 % |
| Before & after school programs for youth | 34 | 8.3 % |
| Birthday parties | 8 | 2.0 % |
| Boating instruction-classroom | 11 | 2.7 % |
| Boating instruction-water | 14 | 3.4 % |
| Community festivals/special events | 138 | 33.7 % |
| Community gardening | 35 | 8.5 % |
| Concerts/movies in the park | 119 | 29.0 % |
| Dog obedience classes | 34 | 8.3 % |
| eGaming/eSports | 8 | 2.0 % |
| Exercise classes | 47 | 11.5 % |
| Farmer's market | 162 | 39.5 % |
| Fishing | 30 | 7.3 % |
| Gymnastics/tumbling programs | 20 | 4.9 % |
| Kayak/paddleboard rental | 39 | 9.5 % |
| Outdoor environmental/nature camps & programs | 32 | 7.8 % |
| Park stewardship/volunteering programs | 22 | 5.4 % |
| Preschool programs/early childhood education | 20 | 4.9 % |
| Private facility rentals | 17 | 4.1 % |
| Programs for people with special needs | 12 | 2.9 % |
| Senior day trips | 35 | 8.5 % |
| Senior programs | 45 | 11.0 % |
| STEM (science, technology, engineering & mathematics)/tech classes | 22 | 5.4 % |
| Teen/tween programs | 22 | 5.4 % |
| Tennis lessons & leagues | 12 | 2.9 % |
| Virtual programs | 10 | 2.4 % |
| Youth fitness & wellness classes | 13 | 3.2 % |
| Youth performing arts programs (dance/music) | 24 | 5.9 % |
| Youth school-year sports programs & camps | 32 | 7.8 % |
| Youth summer programs & camps | 35 | 8.5 % |
| Youth visual arts/crafts programs | 9 | 2.2 % |
| Other | 10 | 2.4 % |
| None chosen | 68 | 16.6 % |
| Total | 1330 | |

Q12. The following are actions the City of Des Moines could take to improve the parks and recreation system. Please indicate whether you would be Very Supportive, Somewhat Supportive, or Not Supportive of each action.

(N=410)

| | Very Supportive | Somewhat Supportive | Not Sure | Not Supportive |
|--|-----------------|---------------------|----------|----------------|
| Q12-1. Acquire additional park land | 36.6% | 24.6% | 29.5% | 9.3% |
| Q12-2. Acquire additional waterfront park land | 49.0% | 20.7% | 21.2% | 9.0% |
| Q12-3. Additional public art | 21.7% | 21.2% | 38.3% | 18.8% |
| Q12-4. Develop a new outdoor exercise/fitness area | 25.4% | 27.8% | 36.3% | 10.5% |
| Q12-5. Develop additional adult fitness & wellness programming | 31.7% | 25.9% | 34.9% | 7.6% |
| Q12-6. Develop additional outdoor & environmental education programming | 28.3% | 23.4% | 36.8% | 11.5% |
| Q12-7. Develop additional sports field capacity | 17.8% | 25.4% | 40.2% | 16.6% |
| Q12-8. Develop an off-leash dog park | 27.8% | 19.3% | 34.4% | 18.5% |
| Q12-9. Develop connectivity of trails throughout the community | 54.9% | 19.3% | 20.2% | 5.6% |
| Q12-10. Develop new areas for leisure games/activities (e.g., bocce, horseshoes, table tennis) | 27.3% | 30.0% | 33.7% | 9.0% |
| Q12-11. Develop new BMX park/pump track | 6.1% | 17.6% | 45.9% | 30.5% |
| Q12-12. Develop new natural park spaces or preserves | 34.6% | 28.5% | 28.0% | 8.8% |
| Q12-13. Develop new walking trails | 55.4% | 21.2% | 18.0% | 5.4% |
| Q12-14. Develop outdoor adventure parks | 33.4% | 23.7% | 32.7% | 10.2% |
| Q12-15. Develop programming for people with special needs | 36.6% | 26.1% | 30.2% | 7.1% |
| Q12-16. Develop youth arts & cultural programming | 25.4% | 26.8% | 36.6% | 11.2% |
| Q12-17. Improve adult sports programming | 19.0% | 25.4% | 42.0% | 13.7% |

Q12. The following are actions the City of Des Moines could take to improve the parks and recreation system. Please indicate whether you would be Very Supportive, Somewhat Supportive, or Not Supportive of each action.

(N=410)

| | Very Supportive | Somewhat Supportive | Not Sure | Not Supportive |
|--|-----------------|---------------------|----------|----------------|
| Q12-18. Improve existing athletic fields | 24.6% | 28.3% | 38.3% | 8.8% |
| Q12-19. Improve existing outdoor basketball/tennis courts | 23.7% | 27.8% | 37.6% | 11.0% |
| Q12-20. Improve existing park buildings | 31.7% | 32.4% | 30.2% | 5.6% |
| Q12-21. Improve existing park restrooms | 55.6% | 20.7% | 20.0% | 3.7% |
| Q12-22. Improve existing parks in general (introduce different park activities or amenities in existing parks) | 47.8% | 27.6% | 22.0% | 2.7% |
| Q12-23. Improve existing picnic facilities | 36.6% | 34.6% | 23.4% | 5.4% |
| Q12-24. Improve existing playgrounds | 39.0% | 28.0% | 27.8% | 5.1% |
| Q12-25. Improve existing trails | 48.8% | 25.1% | 21.2% | 4.9% |
| Q12-26. Improve other youth programming | 29.5% | 25.1% | 35.4% | 10.0% |
| Q12-27. Improve park ecology (e.g., remove invasive plants, restore streams/shorelines, etc.) | 46.3% | 22.4% | 25.1% | 6.1% |
| Q12-28. Improve youth sports programming | 28.0% | 25.1% | 36.1% | 10.7% |
| Q12-29. Marina stairs/ramp to connect downtown to the marina floor | 41.0% | 20.2% | 30.0% | 8.8% |
| Q12-30. New community/recreation center | 23.9% | 22.9% | 40.5% | 12.7% |
| Q12-31. New play equipment in existing parks | 31.5% | 24.6% | 34.1% | 9.8% |
| Q12-32. New water play area in an existing park | 44.6% | 20.5% | 25.6% | 9.3% |
| Q12-33. Other | 92.1% | 5.3% | 2.6% | 0.0% |

Q13. Which FOUR actions from the list in Question 12 would you be most willing to fund with your tax dollars?

| Q13. Top choice | Number | Percent |
|--|--------|---------|
| Acquire additional park land | 16 | 3.9 % |
| Acquire additional waterfront park land | 27 | 6.6 % |
| Additional public art | 3 | 0.7 % |
| Develop a new outdoor exercise/fitness area | 17 | 4.1 % |
| Develop additional adult fitness & wellness programming | 12 | 2.9 % |
| Develop additional outdoor & environmental education programming | 5 | 1.2 % |
| Develop additional sports field capacity | 3 | 0.7 % |
| Develop an off-leash dog park | 29 | 7.1 % |
| Develop connectivity of trails throughout the community | 31 | 7.6 % |
| Develop new areas for leisure games/activities (e.g., bocce, horseshoes, table tennis) | 3 | 0.7 % |
| Develop new BMX park/pump track | 3 | 0.7 % |
| Develop new natural park spaces or preserves | 5 | 1.2 % |
| Develop new walking trails | 18 | 4.4 % |
| Develop outdoor adventure parks | 4 | 1.0 % |
| Develop programming for people with special needs | 9 | 2.2 % |
| Develop youth arts & cultural programming | 6 | 1.5 % |
| Improve adult sports programming | 2 | 0.5 % |
| Improve existing athletic fields | 6 | 1.5 % |
| Improve existing park buildings | 4 | 1.0 % |
| Improve existing park restrooms | 13 | 3.2 % |
| Improve existing parks in general (introduce different park activities or amenities in existing parks) | 19 | 4.6 % |
| Improve existing picnic facilities | 3 | 0.7 % |
| Improve existing playgrounds | 5 | 1.2 % |
| Improve existing trails | 7 | 1.7 % |
| Improve other youth programming | 5 | 1.2 % |
| Improve park ecology (e.g., remove invasive plants, restore streams/shorelines, etc.) | 9 | 2.2 % |
| Improve youth sports programming | 6 | 1.5 % |
| Marina stairs/ramp to connect downtown to the marina floor | 15 | 3.7 % |
| New community/recreation center | 5 | 1.2 % |
| New play equipment in existing parks | 3 | 0.7 % |
| New water play area in an existing park | 23 | 5.6 % |
| Other | 22 | 5.4 % |
| None chosen | 72 | 17.6 % |
| Total | 410 | 100.0 % |

Q13. Which FOUR actions from the list in Question 12 would you be most willing to fund with your tax dollars?

| Q13. 2nd choice | Number | Percent |
|--|--------|---------|
| Acquire additional park land | 18 | 4.4 % |
| Acquire additional waterfront park land | 29 | 7.1 % |
| Additional public art | 7 | 1.7 % |
| Develop a new outdoor exercise/fitness area | 9 | 2.2 % |
| Develop additional adult fitness & wellness programming | 13 | 3.2 % |
| Develop additional outdoor & environmental education programming | 4 | 1.0 % |
| Develop additional sports field capacity | 2 | 0.5 % |
| Develop an off-leash dog park | 15 | 3.7 % |
| Develop connectivity of trails throughout the community | 32 | 7.8 % |
| Develop new areas for leisure games/activities (e.g., bocce, horseshoes, table tennis) | 6 | 1.5 % |
| Develop new BMX park/pump track | 2 | 0.5 % |
| Develop new natural park spaces or preserves | 7 | 1.7 % |
| Develop new walking trails | 34 | 8.3 % |
| Develop outdoor adventure parks | 6 | 1.5 % |
| Develop programming for people with special needs | 7 | 1.7 % |
| Develop youth arts & cultural programming | 3 | 0.7 % |
| Improve adult sports programming | 6 | 1.5 % |
| Improve existing athletic fields | 5 | 1.2 % |
| Improve existing outdoor basketball/tennis courts | 4 | 1.0 % |
| Improve existing park buildings | 4 | 1.0 % |
| Improve existing park restrooms | 23 | 5.6 % |
| Improve existing parks in general (introduce different park activities or amenities in existing parks) | 15 | 3.7 % |
| Improve existing picnic facilities | 2 | 0.5 % |
| Improve existing playgrounds | 14 | 3.4 % |
| Improve existing trails | 8 | 2.0 % |
| Improve other youth programming | 6 | 1.5 % |
| Improve park ecology (e.g., remove invasive plants, restore streams/shorelines, etc.) | 7 | 1.7 % |
| Improve youth sports programming | 2 | 0.5 % |
| Marina stairs/ramp to connect downtown to the marina floor | 11 | 2.7 % |
| New community/recreation center | 1 | 0.2 % |
| New play equipment in existing parks | 8 | 2.0 % |
| New water play area in an existing park | 16 | 3.9 % |
| Other | 3 | 0.7 % |
| None chosen | 81 | 19.8 % |
| Total | 410 | 100.0 % |

Q13. Which FOUR actions from the list in Question 12 would you be most willing to fund with your tax dollars?

| <u>Q13. 3rd choice</u> | <u>Number</u> | <u>Percent</u> |
|--|---------------|----------------|
| Acquire additional park land | 9 | 2.2 % |
| Acquire additional waterfront park land | 17 | 4.1 % |
| Additional public art | 8 | 2.0 % |
| Develop a new outdoor exercise/fitness area | 13 | 3.2 % |
| Develop additional adult fitness & wellness programming | 8 | 2.0 % |
| Develop additional outdoor & environmental education programming | 3 | 0.7 % |
| Develop additional sports field capacity | 3 | 0.7 % |
| Develop an off-leash dog park | 8 | 2.0 % |
| Develop connectivity of trails throughout the community | 20 | 4.9 % |
| Develop new areas for leisure games/activities (e.g., bocce, horseshoes, table tennis) | 6 | 1.5 % |
| Develop new BMX park/pump track | 2 | 0.5 % |
| Develop new natural park spaces or preserves | 13 | 3.2 % |
| Develop new walking trails | 21 | 5.1 % |
| Develop outdoor adventure parks | 8 | 2.0 % |
| Develop programming for people with special needs | 2 | 0.5 % |
| Develop youth arts & cultural programming | 4 | 1.0 % |
| Improve adult sports programming | 3 | 0.7 % |
| Improve existing athletic fields | 7 | 1.7 % |
| Improve existing park buildings | 5 | 1.2 % |
| Improve existing park restrooms | 30 | 7.3 % |
| Improve existing parks in general (introduce different park activities or amenities in existing parks) | 16 | 3.9 % |
| Improve existing picnic facilities | 9 | 2.2 % |
| Improve existing playgrounds | 9 | 2.2 % |
| Improve existing trails | 11 | 2.7 % |
| Improve other youth programming | 12 | 2.9 % |
| Improve park ecology (e.g., remove invasive plants, restore streams/shorelines, etc.) | 14 | 3.4 % |
| Improve youth sports programming | 6 | 1.5 % |
| Marina stairs/ramp to connect downtown to the marina floor | 18 | 4.4 % |
| New community/recreation center | 10 | 2.4 % |
| New play equipment in existing parks | 7 | 1.7 % |
| New water play area in an existing park | 17 | 4.1 % |
| Other | 1 | 0.2 % |
| <u>None chosen</u> | <u>90</u> | <u>22.0 %</u> |
| Total | 410 | 100.0 % |

Q13. Which FOUR actions from the list in Question 12 would you be most willing to fund with your tax dollars?

| <u>Q13. 4th choice</u> | <u>Number</u> | <u>Percent</u> |
|--|---------------|----------------|
| Acquire additional park land | 6 | 1.5 % |
| Acquire additional waterfront park land | 11 | 2.7 % |
| Additional public art | 8 | 2.0 % |
| Develop a new outdoor exercise/fitness area | 1 | 0.2 % |
| Develop additional adult fitness & wellness programming | 8 | 2.0 % |
| Develop additional outdoor & environmental education programming | 3 | 0.7 % |
| Develop additional sports field capacity | 2 | 0.5 % |
| Develop an off-leash dog park | 9 | 2.2 % |
| Develop connectivity of trails throughout the community | 25 | 6.1 % |
| Develop new areas for leisure games/activities (e.g., bocce, horseshoes, table tennis) | 6 | 1.5 % |
| Develop new BMX park/pump track | 3 | 0.7 % |
| Develop new natural park spaces or preserves | 13 | 3.2 % |
| Develop new walking trails | 14 | 3.4 % |
| Develop outdoor adventure parks | 13 | 3.2 % |
| Develop programming for people with special needs | 5 | 1.2 % |
| Develop youth arts & cultural programming | 4 | 1.0 % |
| Improve adult sports programming | 5 | 1.2 % |
| Improve existing athletic fields | 1 | 0.2 % |
| Improve existing outdoor basketball/tennis courts | 5 | 1.2 % |
| Improve existing park buildings | 6 | 1.5 % |
| Improve existing park restrooms | 19 | 4.6 % |
| Improve existing parks in general (introduce different park activities or amenities in existing parks) | 16 | 3.9 % |
| Improve existing picnic facilities | 1 | 0.2 % |
| Improve existing playgrounds | 13 | 3.2 % |
| Improve existing trails | 18 | 4.4 % |
| Improve other youth programming | 3 | 0.7 % |
| Improve park ecology (e.g., remove invasive plants, restore streams/shorelines, etc.) | 10 | 2.4 % |
| Improve youth sports programming | 6 | 1.5 % |
| Marina stairs/ramp to connect downtown to the marina floor | 15 | 3.7 % |
| New community/recreation center | 10 | 2.4 % |
| New play equipment in existing parks | 13 | 3.2 % |
| New water play area in an existing park | 28 | 6.8 % |
| <u>None chosen</u> | <u>110</u> | <u>26.8 %</u> |
| Total | 410 | 100.0 % |

SUM OF THE TOP FOUR CHOICES**Q13. Which FOUR actions from the list in Question 12 would you be most willing to fund with your tax dollars? (Top 4)**

| Sum of the top four choices | Number | Percent |
|--|--------|---------|
| Acquire additional park land | 49 | 12.0 % |
| Acquire additional waterfront park land | 84 | 20.5 % |
| Additional public art | 26 | 6.3 % |
| Develop a new outdoor exercise/fitness area | 40 | 9.8 % |
| Develop additional adult fitness & wellness programming | 41 | 10.0 % |
| Develop additional outdoor & environmental education programming | 15 | 3.7 % |
| Develop additional sports field capacity | 10 | 2.4 % |
| Develop an off-leash dog park | 61 | 14.9 % |
| Develop connectivity of trails throughout the community | 108 | 26.3 % |
| Develop new areas for leisure games/activities (e.g., bocce, horseshoes, table tennis) | 21 | 5.1 % |
| Develop new BMX park/pump track | 10 | 2.4 % |
| Develop new natural park spaces or preserves | 38 | 9.3 % |
| Develop new walking trails | 87 | 21.2 % |
| Develop outdoor adventure parks | 31 | 7.6 % |
| Develop programming for people with special needs | 23 | 5.6 % |
| Develop youth arts & cultural programming | 17 | 4.1 % |
| Improve adult sports programming | 16 | 3.9 % |
| Improve existing athletic fields | 19 | 4.6 % |
| Improve existing outdoor basketball/tennis courts | 9 | 2.2 % |
| Improve existing park buildings | 19 | 4.6 % |
| Improve existing park restrooms | 85 | 20.7 % |
| Improve existing parks in general (introduce different park activities or amenities in existing parks) | 66 | 16.1 % |
| Improve existing picnic facilities | 15 | 3.7 % |
| Improve existing playgrounds | 41 | 10.0 % |
| Improve existing trails | 44 | 10.7 % |
| Improve other youth programming | 26 | 6.3 % |
| Improve park ecology (e.g., remove invasive plants, restore streams/shorelines, etc.) | 40 | 9.8 % |
| Improve youth sports programming | 20 | 4.9 % |
| Marina stairs/ramp to connect downtown to the marina floor | 59 | 14.4 % |
| New community/recreation center | 26 | 6.3 % |
| New play equipment in existing parks | 31 | 7.6 % |
| New water play area in an existing park | 84 | 20.5 % |
| Other | 26 | 6.3 % |
| None chosen | 72 | 17.6 % |
| Total | 1359 | |

Q14. Please CHECK ALL the ways you currently learn about City of Des Moines recreation programs and activities.

| | Number | Percent |
|--|--------|---------|
| City Currents mailed newsletter, which includes Parks, Recreation, & Senior Services Guide | 329 | 80.2 % |
| City website | 128 | 31.2 % |
| Local news | 71 | 17.3 % |
| Flyers at City facilities | 59 | 14.4 % |
| Social media (Facebook, Instagram, etc.) | 189 | 46.1 % |
| School flyers | 25 | 6.1 % |
| Email blasts | 36 | 8.8 % |
| Conversations with parks & recreation staff | 31 | 7.6 % |
| Newspaper articles | 34 | 8.3 % |
| Friends & neighbors | 186 | 45.4 % |
| Other | 18 | 4.4 % |
| Total | 1106 | |

Q15. From the list in Question 14, which THREE methods would you MOST PREFER the City use to communicate with you about recreation programs and activities?

| <u>Q15. Top choice</u> | <u>Number</u> | <u>Percent</u> |
|--|---------------|----------------|
| City Currents mailed newsletter, which includes Parks, Recreation, & Senior Services Guide | 237 | 57.8 % |
| City website | 34 | 8.3 % |
| Local news | 5 | 1.2 % |
| Flyers at City facilities | 5 | 1.2 % |
| Social media (Facebook, Instagram, etc.) | 53 | 12.9 % |
| Email blasts | 18 | 4.4 % |
| Newspaper articles | 2 | 0.5 % |
| Friends & neighbors | 3 | 0.7 % |
| Other | 4 | 1.0 % |
| None chosen | 49 | 12.0 % |
| Total | 410 | 100.0 % |

Q15. From the list in Question 14, which THREE methods would you MOST PREFER the City use to communicate with you about recreation programs and activities?

| <u>Q15. 2nd choice</u> | <u>Number</u> | <u>Percent</u> |
|--|---------------|----------------|
| City Currents mailed newsletter, which includes Parks, Recreation, & Senior Services Guide | 45 | 11.0 % |
| City website | 83 | 20.2 % |
| Local news | 29 | 7.1 % |
| Flyers at City facilities | 17 | 4.1 % |
| Social media (Facebook, Instagram, etc.) | 84 | 20.5 % |
| School flyers | 6 | 1.5 % |
| Email blasts | 32 | 7.8 % |
| Conversations with parks & recreation staff | 1 | 0.2 % |
| Newspaper articles | 10 | 2.4 % |
| Friends & neighbors | 13 | 3.2 % |
| Other | 1 | 0.2 % |
| None chosen | 89 | 21.7 % |
| Total | 410 | 100.0 % |

Q15. From the list in Question 14, which THREE methods would you MOST PREFER the City use to communicate with you about recreation programs and activities?

| <u>Q15. 3rd choice</u> | <u>Number</u> | <u>Percent</u> |
|--|---------------|----------------|
| City Currents mailed newsletter, which includes Parks, Recreation, & Senior Services Guide | 30 | 7.3 % |
| City website | 44 | 10.7 % |
| Local news | 32 | 7.8 % |
| Flyers at City facilities | 22 | 5.4 % |
| Social media (Facebook, Instagram, etc.) | 48 | 11.7 % |
| School flyers | 16 | 3.9 % |
| Email blasts | 40 | 9.8 % |
| Conversations with parks & recreation staff | 6 | 1.5 % |
| Newspaper articles | 10 | 2.4 % |
| Friends & neighbors | 24 | 5.9 % |
| Other | 7 | 1.7 % |
| None chosen | 131 | 32.0 % |
| Total | 410 | 100.0 % |

SUM OF THE TOP THREE CHOICES

Q15. From the list in Question 14, which THREE methods would you MOST PREFER the City use to communicate with you about recreation programs and activities? (Top 3)

| <u>Q15. Top choice</u> | <u>Number</u> | <u>Percent</u> |
|--|---------------|----------------|
| City Currents mailed newsletter, which includes Parks, Recreation, & Senior Services Guide | 312 | 76.1 % |
| City website | 161 | 39.3 % |
| Local news | 66 | 16.1 % |
| Flyers at City facilities | 44 | 10.7 % |
| Social media (Facebook, Instagram, etc.) | 185 | 45.1 % |
| School flyers | 22 | 5.4 % |
| Email blasts | 90 | 22.0 % |
| Conversations with parks & recreation staff | 7 | 1.7 % |
| Newspaper articles | 22 | 5.4 % |
| Friends & neighbors | 40 | 9.8 % |
| Other | 12 | 2.9 % |
| None chosen | 49 | 12.0 % |
| Total | 1010 | |

Q16. Please rate your satisfaction using a scale of 1 to 5, where 1 means "Very Satisfied" and 5 means "Very Dissatisfied," with the overall value your household received PRIOR to the COVID-19 pandemic from the City of Des Moines Parks, Recreation, and Senior Services.

| | Number | Percent |
|-----------------------|--------|---------|
| Very satisfied | 57 | 13.9 % |
| Somewhat satisfied | 155 | 37.8 % |
| Neutral | 105 | 25.6 % |
| Somewhat dissatisfied | 31 | 7.6 % |
| Very dissatisfied | 18 | 4.4 % |
| Don't know | 44 | 10.7 % |
| Total | 410 | 100.0 % |

WITHOUT DON'T KNOW RESPONSES

Q16. Please rate your satisfaction using a scale of 1 to 5, where 1 means "Very Satisfied" and 5 means "Very Dissatisfied," with the overall value your household received PRIOR to the COVID-19 pandemic from the City of Des Moines Parks, Recreation, and Senior Services. (without "don't know")

| | Number | Percent |
|-----------------------|--------|---------|
| Very satisfied | 57 | 15.6 % |
| Somewhat satisfied | 155 | 42.3 % |
| Neutral | 105 | 28.7 % |
| Somewhat dissatisfied | 31 | 8.5 % |
| Very dissatisfied | 18 | 4.9 % |
| Total | 366 | 100.0 % |

Q17. Please rate your satisfaction using a scale of 1 to 5, where 1 means "Very Satisfied" and 5 means "Very Dissatisfied," with the overall value your household received DURING the COVID-19 pandemic from the City of Des Moines Parks, Recreation, and Senior Services.

| | Number | Percent |
|-----------------------|--------|---------|
| Very satisfied | 43 | 10.5 % |
| Somewhat satisfied | 82 | 20.0 % |
| Neutral | 128 | 31.2 % |
| Somewhat dissatisfied | 40 | 9.8 % |
| Very dissatisfied | 54 | 13.2 % |
| Don't know | 63 | 15.4 % |
| Total | 410 | 100.0 % |

WITHOUT DON'T KNOW RESPONSES

Q17. Please rate your satisfaction using a scale of 1 to 5, where 1 means "Very Satisfied" and 5 means "Very Dissatisfied," with the overall value your household received DURING the COVID-19 pandemic from the City of Des Moines Parks, Recreation, and Senior Services. (without "don't know")

| | Number | Percent |
|-----------------------|--------|---------|
| Very satisfied | 43 | 12.4 % |
| Somewhat satisfied | 82 | 23.6 % |
| Neutral | 128 | 36.9 % |
| Somewhat dissatisfied | 40 | 11.5 % |
| Very dissatisfied | 54 | 15.6 % |
| Total | 347 | 100.0 % |

Q18. How important do you feel it is for the City of Des Moines to provide high quality parks and recreation programs and facilities?

| | Number | Percent |
|--------------------|--------|---------|
| Very important | 300 | 73.2 % |
| Somewhat important | 86 | 21.0 % |
| Not sure | 17 | 4.1 % |
| Not important | 7 | 1.7 % |
| Total | 410 | 100.0 % |

Q19. If you had an additional \$100, how would you allocate the funds among the parks and recreation categories listed below?

| | Mean | Percent | Amount | |
|---|--------|---------|-----------|-------|
| Improvements/maintenance of existing parks, pools, & recreation facilities | 45.49 | 30.02% | \$ | 30.02 |
| Acquisition & development of new parks & open space | 26.72 | 17.63% | \$ | 17.63 |
| Development of new sports fields (softball, soccer, baseball, etc.) | 16.13 | 10.65% | \$ | 10.65 |
| Development of walking & biking trails | 31.55 | 20.82% | \$ | 20.82 |
| Development of new indoor recreation facilities (indoor walking track, fitness centers, pool, gyms, etc.) | 31.63 | 20.88% | \$ | 20.88 |
| Total | 151.52 | 100.00% | \$ 100.00 | |

Q20. Counting yourself, how many people in your household are:

| | Mean | Sum | Percent |
|---------------|------|------|---------|
| number | 2.7 | 1101 | 100.0% |
| Under 5 years | 0.2 | 74 | 6.7% |
| 5-9 years | 0.2 | 77 | 7.0% |
| 10-14 years | 0.2 | 66 | 6.0% |
| 15-19 years | 0.1 | 54 | 4.9% |
| 20-24 years | 0.1 | 55 | 5.0% |
| 25-34 years | 0.2 | 82 | 7.4% |
| 35-44 years | 0.4 | 173 | 15.7% |
| 45-54 years | 0.4 | 157 | 14.3% |
| 55-64 years | 0.4 | 180 | 16.3% |
| 65-74 years | 0.3 | 110 | 10.0% |
| 75+ years | 0.2 | 73 | 6.6% |

Q21. What is your age?

| | Number | Percent |
|--------------|--------|---------|
| 18-34 | 72 | 17.6 % |
| 35-44 | 83 | 20.2 % |
| 45-54 | 84 | 20.5 % |
| 55-64 | 84 | 20.5 % |
| 65+ | 81 | 19.8 % |
| Not provided | 6 | 1.5 % |
| Total | 410 | 100.0 % |

WITHOUT NOT PROVIDED RESPONSES**Q21. What is your age? (without "not provided")**

| | Number | Percent |
|-------|--------|---------|
| 18-34 | 72 | 17.8 % |
| 35-44 | 83 | 20.5 % |
| 45-54 | 84 | 20.8 % |
| 55-64 | 84 | 20.8 % |
| 65+ | 81 | 20.0 % |
| Total | 404 | 100.0 % |

Q22. Your gender:

| | Number | Percent |
|--------------|--------|---------|
| Male | 200 | 48.8 % |
| Female | 206 | 50.2 % |
| Non-binary | 1 | 0.2 % |
| Not provided | 3 | 0.7 % |
| Total | 410 | 100.0 % |

WITHOUT NOT PROVIDED RESPONSES**Q22. Your gender: (without "not provided")**

| | Number | Percent |
|------------|--------|---------|
| Male | 200 | 49.1 % |
| Female | 206 | 50.6 % |
| Non-binary | 1 | 0.2 % |
| Total | 407 | 100.0 % |

Q23. How many years have you lived in the City of Des Moines?

| | Number | Percent |
|--------------|--------|---------|
| 0-5 | 79 | 19.3 % |
| 6-10 | 59 | 14.4 % |
| 11-15 | 44 | 10.7 % |
| 16-20 | 47 | 11.5 % |
| 21-30 | 68 | 16.6 % |
| 31+ | 94 | 22.9 % |
| Not provided | 19 | 4.6 % |
| Total | 410 | 100.0 % |

WITHOUT NOT PROVIDED RESPONSES**Q23. How many years have you lived in the City of Des Moines? (without "not provided")**

| | Number | Percent |
|-------|--------|---------|
| 0-5 | 79 | 20.2 % |
| 6-10 | 59 | 15.1 % |
| 11-15 | 44 | 11.3 % |
| 16-20 | 47 | 12.0 % |
| 21-30 | 68 | 17.4 % |
| 31+ | 94 | 24.0 % |
| Total | 391 | 100.0 % |

Q24. Which of the following best describes you?

| <u>Q24. What best describes your race/ethnicity</u> | <u>Number</u> | <u>Percent</u> |
|---|---------------|----------------|
| Asian/Pacific Islander | 49 | 12.0 % |
| Black/African American | 27 | 6.6 % |
| Native American | 3 | 0.7 % |
| White/Caucasian | 239 | 58.3 % |
| Hispanic | 83 | 20.2 % |
| Other | 6 | 1.5 % |
| Total | 407 | |

Q24-6. Other

| <u>Q24-6. Self-describe your race/ethnicity</u> | <u>Number</u> | <u>Percent</u> |
|---|---------------|----------------|
| Multi racial | 4 | 66.7 % |
| Mixed | 1 | 16.7 % |
| Irish | 1 | 16.7 % |
| Total | 6 | 100.0 % |

This page intentionally blank

5

Survey Instrument

City of Des Moines

PARK AND RECREATION DEPARTMENT
1000 SOUTH 220TH STREET
DES MOINES, WASHINGTON 98198

(206) 870-6527

FAX: (206) 870-6587



Parks, Recreation and Senior Services Master Plan Update

Dear Des Moines Resident:

Your response to the enclosed survey is extremely important.

The City of Des Moines Parks, Recreation and Senior Services Department is conducting a Needs Assessment Survey to provide us with key data and information to set a clear vision for the future in the *2022 - 2026 Parks, Recreation and Senior Services Plan*.

Your household was one of a limited number selected at random to receive this survey, so your participation is critical in assuring a statistically valid survey and is also your opportunity to help guide the future of Parks, Recreation and Senior Services in the City..

We appreciate your time.

This survey will take approximately 15 minutes to complete, and each question is important. The time you invest in completing this survey will aid the City in taking a resident-driven approach to making decisions. This will enrich the future of our community and positively affect the lives of residents of all ages.

Please complete and return your survey within the next two weeks.

ETC Institute, an independent consulting company, will administer the survey and compile the results.

Your responses will remain confidential.

Please return your completed survey in the enclosed postage-paid envelope addressed to ETC Institute, 725W, Frontier Circle, Olathe, KS 66061. If you prefer to take the survey online, you may do so at –
DesMoinesParkSurvey.org

If you have any questions, please feel free to contact Kyle Ehlers, Assistant Recreation Manager, at 206-870-6527 or at kehlers@desmoineswa.gov.

The Needs Assessment Survey is a tool that will benefit all residents. Don't miss this opportunity to make a difference in the future of City of Des Moines Parks, Recreation and Senior Services.

Sincerely,

Nicole Nordholm
Assistant Director of Parks, Recreation and Senior Services



City of Des Moines Parks, Recreation, and Senior Services Needs Assessment

The City of Des Moines would like your input to help determine park and recreation priorities for our community. This survey will take approximately 15 minutes to complete. **While COVID-19 has impacted services, please fill out this survey based on your experience prior to those impacts,** as we are planning for a return to regular programming. When you are finished, please return your survey in the enclosed postage-paid, return-reply envelope. If you prefer, you can complete the survey online at DesMoinesParkSurvey.org. We appreciate your time!

1. In the 12 months prior to COVID-19, did you or other members of your household use any parks or facilities offered by the City of Des Moines Parks, Recreation, and Senior Services?

____(1) Yes [Answer Q1a-b.] ____ (2) No [Skip to Q2.]

1a. How would you rate the overall quality of the City of Des Moines Parks, Recreation, and Senior Services facilities that you and members of your household have used?

____(1) Excellent ____ (2) Good ____ (3) Fair ____ (4) Poor

1b. How often have you visited City of Des Moines Parks, Recreation, and Senior Services facilities during the 12 months immediately prior to COVID-19?

____(1) More than 5 times a week ____ (4) 1-3 times a month
____(2) 2-4 times a week ____ (5) Less than once a month
____(3) Once a week

2. Please indicate if you or other members of your household use the following types of parks and facilities provided by the City of Des Moines by circling the "YES" or "NO" next to each. If you do use the park/facility, please rate your overall satisfaction on a scale of 1 to 4, where 4 means "Very Satisfied" and 1 means "Very Dissatisfied."

| | Parks/Facilities | Have you used this park or facility? | | If "Yes," how satisfied are you with this park or facility? | | | | |
|--------------------------------|-----------------------------|--------------------------------------|----|---|-----------|--------------|-------------------|-----|
| | | Yes | No | Very Satisfied | Satisfied | Dissatisfied | Very Dissatisfied | N/A |
| 01. | Beach Park Event Center | Yes | No | 4 | 3 | 2 | 1 | 9 |
| 02. | Des Moines Activity Center | Yes | No | 4 | 3 | 2 | 1 | 9 |
| 03. | Des Moines Field House | Yes | No | 4 | 3 | 2 | 1 | 9 |
| Waterfront Parks/Trails | | | | | | | | |
| 04. | Des Moines Beach Park | Yes | No | 4 | 3 | 2 | 1 | 9 |
| 05. | Des Moines Creek Trail | Yes | No | 4 | 3 | 2 | 1 | 9 |
| 06. | Barnes Creek Trail | Yes | No | 4 | 3 | 2 | 1 | 9 |
| 07. | Marina/Fishing Pier | Yes | No | 4 | 3 | 2 | 1 | 9 |
| 08. | Redondo Beach/Boardwalk | Yes | No | 4 | 3 | 2 | 1 | 9 |
| Parks/Trails | | | | | | | | |
| 09. | Steven J Underwood Park | Yes | No | 4 | 3 | 2 | 1 | 9 |
| 10. | Big Catch Plaza | Yes | No | 4 | 3 | 2 | 1 | 9 |
| 11. | Dr. Shirley Gordon Park | Yes | No | 4 | 3 | 2 | 1 | 9 |
| 12. | Kiddie City Park | Yes | No | 4 | 3 | 2 | 1 | 9 |
| 13. | Mary Gay Park | Yes | No | 4 | 3 | 2 | 1 | 9 |
| 14. | Midway Park | Yes | No | 4 | 3 | 2 | 1 | 9 |
| 15. | Havenwood Park | Yes | No | 4 | 3 | 2 | 1 | 9 |
| 16. | Overlook Park | Yes | No | 4 | 3 | 2 | 1 | 9 |
| 17. | Parkside Park | Yes | No | 4 | 3 | 2 | 1 | 9 |
| 18. | Sonju Park/Community Garden | Yes | No | 4 | 3 | 2 | 1 | 9 |
| 19. | South Marina Park | Yes | No | 4 | 3 | 2 | 1 | 9 |
| 20. | Water Tower Park | Yes | No | 4 | 3 | 2 | 1 | 9 |
| 21. | Westwood Park | Yes | No | 4 | 3 | 2 | 1 | 9 |
| 22. | Wooten Park | Yes | No | 4 | 3 | 2 | 1 | 9 |

3. Which **THREE** of the parks/facilities, on the previous page, do you think should receive the **MOST ATTENTION** from the City of Des Moines over the next **TWO** years? *[Write in your answers below using the numbers from the list in Question 2.]*

1st: _____ 2nd: _____ 3rd: _____

4. On a scale from 1 to 10, where 1 is "Not at all Satisfied" and 10 is "Extremely Satisfied," how satisfied are you with the progress that the city is making in acquiring, improving and investing in parks and recreation facilities in the City of Des Moines?

| Extremely Satisfied | | | | | | | | | | Not at All Satisfied | Don't Know |
|---------------------|---|---|---|---|---|---|---|---|---|----------------------|------------|
| 10 | 9 | 8 | 7 | 6 | 5 | 4 | 3 | 2 | 1 | 99 | |

5. Did you or other members of your household participate in any recreation programs (sports, classes, camps, senior lunches or activities, special events, etc.) offered by the City of Des Moines during the two years immediately prior to COVID-19?

____(1) Yes *[Answer Q5a-c.]* ____ (2) No *[Skip to Q6.]*

- 5a. Approximately how many different recreation programs offered by the City of Des Moines have you or members of your household participated in over those 2 years?

____(1) 1 program ____ (3) 4 to 6 programs ____ (5) 11 or more programs
____ (2) 2 to 3 programs ____ (4) 7 to 10 programs

- 5b. Overall, how would you rate the quality of the City of Des Moines Parks, Recreation, and Senior Services programs that you and members of your household have participated in?

____(1) Excellent ____ (2) Good ____ (3) Fair ____ (4) Poor

- 5c. From the following list, please check the **THREE** primary reasons why you or members of your household participate in the Des Moines Parks, Recreation, and Senior Services programs.

____(01) Quality of program instructors ____ (07) Friends participate in the program
____(02) Topics are relevant/interesting ____ (08) Dates the program is offered
____(03) Location of the program ____ (09) Availability of scholarships
____(04) Quality of the program ____ (10) Ease of online registration process
____(05) Good value for program fee ____ (11) Quality of customer service for registration
____(06) Times the program is offered ____ (12) Other: _____

6. Please **CHECK ALL** the reasons that have prevented you or other members of your household from using parks, trails, recreation facilities, or programs in the City of Des Moines more often.

____(01) I do not know locations of parks/facilities ____ (10) Lack of sidewalk or bike lane access
____(02) Facilities are not well maintained ____ (11) Parks are not well maintained
____(03) Desired program or facility not offered ____ (12) I do not know what is being offered
____(04) Security is insufficient/loitering ____ (13) Use private, non-profit, or other community's facilities
____(05) Lack of trail access ____ (14) Lack of parking
____(06) Parks/Facilities too far from residence ____ (15) Park operating hours not convenient
____(07) Parks or facilities are too crowded ____ (16) Lack of transportation
____(08) Lack of accessibility ____ (17) Lack of funds for program fees
____(09) I have physical health limitations ____ (18) Other: _____

7. Please **CHECK ALL** of the following organizations you or members of your household use for recreation programs and facilities.

____(01) City of Des Moines ____ (06) Homeowners associations (HOA)
____(02) Neighboring cities ____ (07) Churches or other religious organizations
____(03) King County ____ (08) Non-profit organizations
____(04) Private clubs/fitness centers ____ (09) Other: _____
____(05) Local schools/colleges/universities ____ (10) None of these

8. Please indicate if you or any member of your household has a need for each of the parks and recreation facilities listed below by circling either "Yes" or "No." If "Yes," please rate how well your need for facilities of this type are being met, whether provided by the City of Des Moines or another entity, using a scale of 1 to 4, where 4 means they are "Fully Met" and 1 means "Not Met."

| Facility | Do you have a need for this facility? | | If "Yes," how well are your needs being met? | | | |
|---|---------------------------------------|----|--|------------|------------|---------|
| | Yes | No | Fully Met | Mostly Met | Partly Met | Not Met |
| 01. Baseball and softball fields | Yes | No | 4 | 3 | 2 | 1 |
| 02. BMX pump track/Bike park | Yes | No | 4 | 3 | 2 | 1 |
| 03. Community center/Recreation center | Yes | No | 4 | 3 | 2 | 1 |
| 04. Community gardens | Yes | No | 4 | 3 | 2 | 1 |
| 05. Community/Social gathering spaces | Yes | No | 4 | 3 | 2 | 1 |
| 06. Disc golf courses | Yes | No | 4 | 3 | 2 | 1 |
| 07. Dog parks (off-leash) | Yes | No | 4 | 3 | 2 | 1 |
| 08. Golf | Yes | No | 4 | 3 | 2 | 1 |
| 09. Indoor basketball/volleyball courts (indoor gyms) | Yes | No | 4 | 3 | 2 | 1 |
| 10. Indoor running/walking tracks | Yes | No | 4 | 3 | 2 | 1 |
| 11. Indoor swimming pool | Yes | No | 4 | 3 | 2 | 1 |
| 12. Larger community parks | Yes | No | 4 | 3 | 2 | 1 |
| 13. Museum | Yes | No | 4 | 3 | 2 | 1 |
| 14. Mountain bike trails | Yes | No | 4 | 3 | 2 | 1 |
| 15. Natural parks and preserves | Yes | No | 4 | 3 | 2 | 1 |
| 16. Non-motorized watercraft launches | Yes | No | 4 | 3 | 2 | 1 |
| 17. Outdoor basketball courts | Yes | No | 4 | 3 | 2 | 1 |
| 18. Outdoor volleyball | Yes | No | 4 | 3 | 2 | 1 |
| 19. Outdoor fitness equipment | Yes | No | 4 | 3 | 2 | 1 |
| 20. Outdoor recreation (camping, fishing, archery) | Yes | No | 4 | 3 | 2 | 1 |
| 21. Outdoor swimming pool | Yes | No | 4 | 3 | 2 | 1 |
| 22. Pickleball courts | Yes | No | 4 | 3 | 2 | 1 |
| 23. Picnic areas/shelters | Yes | No | 4 | 3 | 2 | 1 |
| 24. Playgrounds | Yes | No | 4 | 3 | 2 | 1 |
| 25. Restrooms | Yes | No | 4 | 3 | 2 | 1 |
| 26. Skate parks | Yes | No | 4 | 3 | 2 | 1 |
| 27. Skating Rink | Yes | No | 4 | 3 | 2 | 1 |
| 28. Smaller neighborhood parks | Yes | No | 4 | 3 | 2 | 1 |
| 29. Soccer, lacrosse and football size fields | Yes | No | 4 | 3 | 2 | 1 |
| 30. Special event spaces/performance spaces/stage | Yes | No | 4 | 3 | 2 | 1 |
| 31. Splash pads | Yes | No | 4 | 3 | 2 | 1 |
| 32. Table tennis | Yes | No | 4 | 3 | 2 | 1 |
| 33. Tennis courts | Yes | No | 4 | 3 | 2 | 1 |
| 34. Walking and biking trails | Yes | No | 4 | 3 | 2 | 1 |
| 35. Waterfront parks | Yes | No | 4 | 3 | 2 | 1 |
| 36. Other: _____ | Yes | No | 4 | 3 | 2 | 1 |

9. Which FOUR of the facilities listed above do you think are most important for you and members of your household? *[Write in your answers below using the numbers from the list in Question 8.]*

1st: _____ 2nd: _____ 3rd: _____ 4th: _____

- 10. Please indicate if you or any member of your household has a need for each of the recreation programs listed below by circling either "Yes" or "No." If "Yes," please rate how well your need for programs of this type were being met prior to COVID-19, whether provided by the City of Des Moines or another entity, using a scale of 1 to 4, where 4 means they are "Fully Met" and 1 means "Not Met."**

| | Program | Do you have a need for this program? | | If "Yes," how well are your needs being met? | | | |
|-----|--|--------------------------------------|----|--|------------|------------|---------|
| | | Yes | No | Fully Met | Mostly Met | Partly Met | Not Met |
| 01. | Adult fitness and wellness programs | Yes | No | 4 | 3 | 2 | 1 |
| 02. | Adult arts/cultural programming | Yes | No | 4 | 3 | 2 | 1 |
| 03. | Adult sports leagues | Yes | No | 4 | 3 | 2 | 1 |
| 04. | Before and after school programs for youth | Yes | No | 4 | 3 | 2 | 1 |
| 05. | Birthday parties | Yes | No | 4 | 3 | 2 | 1 |
| 06. | Boating instruction - classroom | Yes | No | 4 | 3 | 2 | 1 |
| 07. | Boating instruction - water | Yes | No | 4 | 3 | 2 | 1 |
| 08. | Community festivals/special events | Yes | No | 4 | 3 | 2 | 1 |
| 09. | Community Gardening | Yes | No | 4 | 3 | 2 | 1 |
| 10. | Concerts/Movies in the park | Yes | No | 4 | 3 | 2 | 1 |
| 11. | Dog obedience classes | Yes | No | 4 | 3 | 2 | 1 |
| 12. | EGaming/ESports | Yes | No | 4 | 3 | 2 | 1 |
| 13. | Exercise classes | Yes | No | 4 | 3 | 2 | 1 |
| 14. | Farmers market | Yes | No | 4 | 3 | 2 | 1 |
| 15. | Fishing | Yes | No | 4 | 3 | 2 | 1 |
| 16. | Gymnastics/Tumbling programs | Yes | No | 4 | 3 | 2 | 1 |
| 17. | Kayak/Paddleboard rental | Yes | No | 4 | 3 | 2 | 1 |
| 18. | Outdoor environmental/nature camps and programs | Yes | No | 4 | 3 | 2 | 1 |
| 19. | Park stewardship/volunteering programs | Yes | No | 4 | 3 | 2 | 1 |
| 20. | Preschool programs/early childhood education | Yes | No | 4 | 3 | 2 | 1 |
| 21. | Private facility rentals | Yes | No | 4 | 3 | 2 | 1 |
| 22. | Programs for people with special needs | Yes | No | 4 | 3 | 2 | 1 |
| 23. | Senior day trips | Yes | No | 4 | 3 | 2 | 1 |
| 24. | Senior programs | Yes | No | 4 | 3 | 2 | 1 |
| 25. | STEM (science, technology, engineering and mathematics)/Tech Classes | Yes | No | 4 | 3 | 2 | 1 |
| 26. | Teen/Tween programs | Yes | No | 4 | 3 | 2 | 1 |
| 27. | Tennis lessons and leagues | Yes | No | 4 | 3 | 2 | 1 |
| 28. | Virtual Programs | Yes | No | 4 | 3 | 2 | 1 |
| 29. | Youth fitness and wellness classes | Yes | No | 4 | 3 | 2 | 1 |
| 30. | Youth performing arts programs (dance/music) | Yes | No | 4 | 3 | 2 | 1 |
| 31. | Youth school-year sports programs and camps | Yes | No | 4 | 3 | 2 | 1 |
| 32. | Youth summer programs and camps | Yes | No | 4 | 3 | 2 | 1 |
| 33. | Youth visual arts/crafts programs | Yes | No | 4 | 3 | 2 | 1 |
| 34. | Other: _____ | Yes | No | 4 | 3 | 2 | 1 |

- 11. Which FOUR programs listed above do you think are most important for you and members of your household? [Write in your answers below using the numbers from the list in Question 10.]**

1st: _____ 2nd: _____ 3rd: _____ 4th: _____

- 12. The following are actions the City of Des Moines could take to improve the parks and recreation system. Please indicate whether you would be Very Supportive, Somewhat Supportive, or Not Supportive of each action by circling the number next to the action.**

| Types of Improvements | Very Supportive | Somewhat Supportive | Not Sure | Not Supportive |
|--|-----------------|---------------------|----------|----------------|
| 01. Acquire additional park land | 4 | 3 | 2 | 1 |
| 02. Acquire additional waterfront park land | 4 | 3 | 2 | 1 |
| 03. Additional public art | 4 | 3 | 2 | 1 |
| 04. Develop a new outdoor exercise/fitness area | 4 | 3 | 2 | 1 |
| 05. Develop additional adult fitness and wellness programming | 4 | 3 | 2 | 1 |
| 06. Develop additional outdoor and environmental education programming | 4 | 3 | 2 | 1 |
| 07. Develop additional sports field capacity | 4 | 3 | 2 | 1 |
| 08. Develop an off-leash dog park | 4 | 3 | 2 | 1 |
| 09. Develop connectivity of trails throughout the community | 4 | 3 | 2 | 1 |
| 10. Develop new areas for leisure games/activities (e.g. bocce, horseshoes, table tennis) | 4 | 3 | 2 | 1 |
| 11. Develop new BMX park/pump track | 4 | 3 | 2 | 1 |
| 12. Develop new natural park spaces or preserves | 4 | 3 | 2 | 1 |
| 13. Develop new walking trails | 4 | 3 | 2 | 1 |
| 14. Develop outdoor adventure parks | 4 | 3 | 2 | 1 |
| 15. Develop programming for people with special needs | 4 | 3 | 2 | 1 |
| 16. Develop youth arts and cultural programming | 4 | 3 | 2 | 1 |
| 17. Improve adult sports programming | 4 | 3 | 2 | 1 |
| 18. Improve existing athletic fields | 4 | 3 | 2 | 1 |
| 19. Improve existing outdoor basketball/tennis courts | 4 | 3 | 2 | 1 |
| 20. Improve existing park buildings | 4 | 3 | 2 | 1 |
| 21. Improve existing park restrooms | 4 | 3 | 2 | 1 |
| 22. Improve existing parks in general (introduce different park activities or amenities in existing parks) | 4 | 3 | 2 | 1 |
| 23. Improve existing picnic facilities | 4 | 3 | 2 | 1 |
| 24. Improve existing playgrounds | 4 | 3 | 2 | 1 |
| 25. Improve existing trails | 4 | 3 | 2 | 1 |
| 26. Improve other youth programming | 4 | 3 | 2 | 1 |
| 27. Improve park ecology (e.g., remove invasive plants, restore streams/shorelines, etc.) | 4 | 3 | 2 | 1 |
| 28. Improve youth sports programming | 4 | 3 | 2 | 1 |
| 29. Marina stairs/ramp to connect downtown to the marina floor | 4 | 3 | 2 | 1 |
| 30. New community/recreation center | 4 | 3 | 2 | 1 |
| 31. New play equipment in existing parks | 4 | 3 | 2 | 1 |
| 32. New water play area in an existing park | 4 | 3 | 2 | 1 |
| 33. Other: _____ | 4 | 3 | 2 | 1 |

- 13. Which FOUR actions from the list in Question 12 would you be most willing to fund with your tax dollars? [Write in your answers below using the numbers from the list in Question 12, or circle "NONE."]**

1st: _____ 2nd: _____ 3rd: _____ 4th: _____ NONE

- 14. Please CHECK ALL the ways you currently learn about City of Des Moines recreation programs and activities.**

| | |
|---|--|
| ____(01) City Currents mailed newsletter, which includes the Parks, Recreation, and Senior Services Guide | ____(06) School flyers |
| ____(02) City website | ____(07) E-mail blasts |
| ____(03) Local news | ____(08) Conversations with parks and recreation staff |
| ____(04) Flyers at City facilities | ____(09) Newspaper articles |
| ____(05) Social media (Facebook, Instagram, etc.) | ____(10) Friends and neighbors |
| | ____(11) Other: _____ |

15. From the list in Question 14, which **THREE** methods would you **MOST PREFER** the City use to communicate with you about recreation programs and activities? *[Write in your answers below using the numbers from the list in Question 14, or circle "NONE."]*
 1st: _____ 2nd: _____ 3rd: _____ NONE
16. Please rate your satisfaction using a scale of 1 to 5, where 1 means "Very Satisfied" and 5 means "Very Dissatisfied," with the overall value your household received **PRIOR** to the COVID-19 pandemic from the City of Des Moines Parks, Recreation, and Senior Services.
 _____(1) Very satisfied _____(3) Neutral _____(5) Very dissatisfied
 _____(2) Somewhat satisfied _____(4) Somewhat dissatisfied _____(9) Don't know
17. Please rate your satisfaction using a scale of 1 to 5, where 1 means "Very Satisfied" and 5 means "Very Dissatisfied," with the overall value your household received **DURING** the COVID-19 pandemic from the City of Des Moines Parks, Recreation, and Senior Services.
 _____(1) Very satisfied _____(3) Neutral _____(5) Very dissatisfied
 _____(2) Somewhat satisfied _____(4) Somewhat dissatisfied _____(9) Don't know
18. How important do you feel it is for the City of Des Moines to provide high quality parks and recreation programs and facilities?
 _____(1) Very important _____(2) Somewhat important _____(3) Not sure _____(4) Not important
19. If you had an additional \$100, how would you allocate the funds among the parks and recreation categories listed below? *[Please be sure your total adds up to \$100.]*
 \$_____ Improvements/Maintenance of existing parks, pools, and recreation facilities
 \$_____ Acquisition and development of new parks and open space
 \$_____ Development of new sports fields (softball, soccer, baseball, etc.)
 \$_____ Development of walking and biking trails
 \$_____ Development of new indoor recreation facilities (indoor walking track, fitness centers, pool, gyms, etc.)
 \$_____ Other: _____
\$100 total
20. Counting yourself, how many people in your household are...
 Under age 5: _____ Ages 15-19: _____ Ages 35-44: _____ Ages 65-74: _____
 Ages 5-9: _____ Ages 20-24: _____ Ages 45-54: _____ Ages 75+: _____
 Ages 10-14: _____ Ages 25-34: _____ Ages 55-64: _____
21. What is your age? _____ years
22. Your gender: _____(1) Male _____(2) Female _____(3) Non-binary
23. How many years have you lived in the City of Des Moines? _____ years
24. Which of the following best describes you? *[Check all that apply.]*
 _____(1) Asian/Pacific Islander _____(3) Native American _____(5) Hispanic
 _____(2) Black/African American _____(4) White/Caucasian _____(99) Other: _____

This concludes the survey. Thank you for your time!

Your responses will remain completely confidential. The information to the right will **ONLY** be used to help identify the level of need in your area. Thank you!

Please return your completed survey in the enclosed return-reply envelope addressed to:

ETC Institute, 725 W. Frontier Circle, Olathe, KS 66061

APPENDIX F:

OPINIONS OF PROBABLE COST



BARNES CREEK TRAIL

| | 2022 PRSS Estimate - Hard Costs | 2022 PRSS Estimate - Soft Costs | 2022 PRSS Estimate - Total |
|---|------------------------------------|------------------------------------|-------------------------------|
| Multiuse trail system between Highline College and South 216th St | \$4,126,000 | \$1,203,000 | \$5,329,000 |

BIG CATCH PLAZA

| | 2022 PRSS Estimate - Hard Costs | 2022 PRSS Estimate - Soft Costs | 2022 PRSS Estimate - Total |
|---|------------------------------------|------------------------------------|-------------------------------|
| Recaulk concrete joints | \$19,779 | \$8,565 | \$28,344 |
| Add pots to provide separation from street | \$5,130 | \$2,222 | \$7,352 |
| Re-powder coat light poles, benches and trash receptacles | \$14,250 | \$6,171 | \$20,421 |
| Repair broken tiles around base of statue steps | \$2,280 | \$987 | \$3,267 |
| Install skate stops | \$1,710 | \$741 | \$2,451 |
| Add electrical & data for readerboard, holiday lights, events | \$17,670 | \$7,652 | \$25,322 |
| Add readerboard | \$39,900 | \$17,277 | \$57,177 |
| Clean pavement, annually | - | \$2,280 | \$2,280 |

CECIL POWELL PARK

| | 2022 PRSS Estimate - Hard Costs | 2022 PRSS Estimate - Soft Costs | 2022 PRSS Estimate - Total |
|--|------------------------------------|------------------------------------|-------------------------------|
| Replace play equipment that was removed, ADA access, site furnishings | \$85,000 | \$17,000 | \$102,000 |
| Fence replacement | \$11,400 | \$4,936 | \$16,336 |
| Improve trail connection to S. 250th St. | \$7,410 | \$3,209 | \$10,619 |
| Replace irrigation | \$9,120 | \$3,949 | \$13,069 |

DES MOINES ACTIVITY CENTER

| | 2022 PRSS Estimate - Hard Costs | 2022 PRSS Estimate - Soft Costs | 2022 PRSS Estimate - Total |
|-------------------------------------|------------------------------------|------------------------------------|-------------------------------|
| Parking lot lighting | \$29,070 | \$12,588 | \$41,658 |
| Walkway to 216th | \$29,184 | \$12,637 | \$41,821 |
| Exterior paint | \$17,670 | \$7,652 | \$25,322 |
| Roof replacement | \$102,600 | \$44,426 | \$147,026 |
| HVAC | \$68,400 | \$29,617 | \$98,017 |
| Remove/address Holly trees | - | \$2,850 | \$2,850 |
| Expand Activity Center to 20,000 sf | \$7,638,000 | \$3,307,254 | \$10,945,254 |
| Irrigation/landscaping | \$56,000 | \$9,000 | \$65,000 |
| LED exterior lighting | \$4,000 | - | \$4,000 |
| Parking lot gate | \$6,000 | \$1,500 | \$7,500 |
| East property line fencing | \$44,500 | \$8,500 | \$53,000 |

DES MOINES BEACH PARK

| | 2022 PRSS Estimate - Hard Costs | 2022 PRSS Estimate - Soft Costs | 2022 PRSS Estimate - Total |
|---|------------------------------------|------------------------------------|-------------------------------|
| Resurface entrance and parking lot | \$308,986 | \$133,790 | \$442,776 |
| Add parking south of auditorium | \$213,180 | \$92,307 | \$305,487 |
| Rebuild/repair wood deck overlook | \$12,768 | \$5,529 | \$18,297 |
| Provide public art, historical interpretation | \$57,000 | \$24,681 | \$81,681 |
| Improve quality of large lawn/irrigation system | \$57,000 | \$24,681 | \$81,681 |
| Trench and add phone and data lines for dining hall | \$85,500 | \$37,022 | \$122,522 |
| Sun Home Lodge rehab | \$817,000 | \$48,000 | \$865,000 |
| Repair siding and paint exterior, replace roof, interior improvements to Founders Lodge | \$380,000 | \$37,000 | \$417,000 |
| Repair ramp to Founders Lodge | \$5,130 | \$2,222 | \$7,352 |
| Caretaker Cabin restoration | \$87,574 | \$100,452 | \$332,442 |
| Sports Cabin restoration | \$51,300 | \$22,213 | \$73,513 |
| Roadside Cabin restoration | \$142,272 | \$61,603 | \$203,875 |
| Plaza | \$171,000 | \$74,043 | \$245,043 |
| Improve beach access | \$51,300 | \$22,213 | \$73,513 |
| Beach Park bulkhead, promenade, & play equip/water feature, potential habitat restoration | \$2,746,000 | \$226,000 | \$2,972,000 |

DES MOINES CREEK TRAIL

| | 2022 PRSS Estimate - Hard Costs | 2022 PRSS Estimate - Soft Costs | 2022 PRSS Estimate - Total |
|--|------------------------------------|------------------------------------|-------------------------------|
| Install trail signage at Beach Park | \$3,990 | - | \$3,990 |
| Maintenance of connector trail at 13th & 211th | \$28,500 | \$12,341 | \$40,841 |
| Improve parking at trail connections | \$36,480 | \$15,796 | \$52,276 |

DES MOINES MARINA

| | 2022 PRSS Estimate - Hard Costs | 2022 PRSS Estimate - Soft Costs | 2022 PRSS Estimate - Total |
|-------------------------------------|------------------------------------|------------------------------------|-------------------------------|
| Upgrade parking system | \$175,000 | \$5,000 | \$180,000 |
| Marina redevelopment (design) | - | \$576,000 | \$576,000 |
| North bulkhead | \$10,840,000 | \$2,117,000 | \$12,957,000 |
| Marina dredging | \$579,000 | \$219,000 | \$798,000 |
| Fuel and electrical replacement | \$264,000 | \$85,000 | \$349,000 |
| Tenant restroom replacement | \$333,000 | \$64,000 | \$397,000 |
| Marina dock replacement | \$6,965,000 | \$635,000 | \$7,600,000 |
| Marina guest moorage power upgrades | \$236,000 | \$14,000 | \$250,000 |
| All Purpose Building (APB) | \$1,050,000 | \$50,000 | \$1,100,000 |
| Dock electrical replacements | \$240,000 | - | \$240,000 |
| Sheet pile north side parking lot | \$3,192,000 | \$1,382,136 | \$4,574,136 |
| N Lot Restrooms, plazas & promenade | \$648,000 | \$123,000 | \$771,000 |

DES MOINES MEMORIAL PARK

| | 2022 PRSS Estimate - Hard Costs | 2022 PRSS Estimate - Soft Costs | 2022 PRSS Estimate - Total |
|---|------------------------------------|------------------------------------|-------------------------------|
| Install more lighting for flag pole | \$7,980 | \$3,455 | \$11,435 |
| Refinish flagpole again (sand, prime, and paint) | \$13,680 | \$5,923 | \$19,603 |
| Install new turf, plantings, hardscape, irrigation improvements, Welcome to Des Moines sign | \$32,000 | \$3,000 | \$35,000 |

DR. SHIRLEY B. GORDON PARK

| | 2022 PRSS Estimate - Hard Costs | 2022 PRSS Estimate - Soft Costs | 2022 PRSS Estimate - Total |
|--------------------------|------------------------------------|------------------------------------|-------------------------------|
| Repair irrigation | \$570 | - | \$570 |
| Repair drinking fountain | \$570 | - | \$570 |
| Adjust basketball hoop | \$570 | - | \$570 |

FIELD HOUSE PARK

| | 2022 PRSS Estimate - Hard Costs | 2022 PRSS Estimate - Soft Costs | 2022 PRSS Estimate - Total |
|---|------------------------------------|------------------------------------|-------------------------------|
| Improve S. 219th St. entry and street frontage | \$153,900 | \$66,639 | \$220,539 |
| Replace skate park | \$875,000 | \$195,000 | \$1,070,000 |
| Upgrade to a multi-use court | \$130,767 | \$56,623 | \$187,390 |
| Restoration of picnic shelter | \$11,400 | \$4,936 | \$16,336 |
| Additional parking | \$83,790 | \$36,282 | \$120,072 |
| Replace drinking fountain | \$5,928 | \$2,567 | \$8,495 |
| Replace a portion of play structure, ADA compliance | \$293,000 | \$11,000 | \$304,000 |
| Interior flooring in Field House | \$8,495 | \$16,783 | \$55,543 |
| LED exterior lighting on Field House | \$3,500 | - | \$3,500 |

KIDDIE CITY PARK

| | 2022 PRSS Estimate - Hard Costs | 2022 PRSS Estimate - Soft Costs | 2022 PRSS Estimate - Total |
|---|------------------------------------|------------------------------------|-------------------------------|
| Convert a portion of maint. parking to public | \$8,550 | \$3,703 | \$12,253 |
| Plant meadow species in meadow area and provide open lawn area for play | \$8,208 | \$3,555 | \$11,763 |
| Restore creek | \$11,400 | \$4,936 | \$16,336 |
| Provide tree pruning or removal in ravine | \$5,700 | \$2,468 | \$8,168 |
| Install conifers in ravine | \$11,400 | \$4,936 | \$16,336 |
| Replant ravine with native understory and riparian vegetation | \$18,240 | \$7,898 | \$26,138 |

MARY GAY PARK

| | 2022 PRSS Estimate - Hard Costs | 2022 PRSS Estimate - Soft Costs | 2022 PRSS Estimate - Total |
|-----------------|------------------------------------|------------------------------------|-------------------------------|
| Master Planning | \$50,000 | - | \$50,000 |

MIDWAY PARK

| | 2022 PRSS Estimate - Hard Costs | 2022 PRSS Estimate - Soft Costs | 2022 PRSS Estimate - Total |
|---|------------------------------------|------------------------------------|-------------------------------|
| Clean, edge, and repair asphalt path | \$22,800 | \$9,872 | \$32,672 |
| Maintain shrub bed at south entrance | \$570 | - | \$570 |
| Park renovation (2022 Site Concept) | \$1,150,552 | \$270,576 | \$1,421,128 |
| Acquire a fifth lot adjacent to Midway Park (parcel number 2156400380) | \$1,280,000 | - | \$1,280,000 |

OVERLOOK I

| | 2022 PRSS Estimate - Hard Costs | 2022 PRSS Estimate - Soft Costs | 2022 PRSS Estimate - Total |
|---|------------------------------------|------------------------------------|-------------------------------|
| Vegetation management | - | \$5,700 | \$5,700 |
| Connection to Marina (stairs, elevator, etc.) | - | - | \$370,500 |

OVERLOOK II

| | 2022 PRSS Estimate - Hard Costs | 2022 PRSS Estimate - Soft Costs | 2022 PRSS Estimate - Total |
|---|------------------------------------|------------------------------------|-------------------------------|
| Terracing for sidewalk connection to Cliff Ave S. | \$399,000 | \$399,000 | \$571,767 |
| Replace broken paths, widen, and repair erosion | \$11,400 | \$4,936 | \$16,336 |
| Control invasive species along west edge | \$570 | - | \$570 |
| Control mole activity | \$570 | - | \$570 |
| Connect Overlook II to Sound View (Van Gasken) | \$9,200 | \$1,750 | \$10,950 |

PARKSIDE WETLANDS

| | 2022 PRSS Estimate - Hard Costs | 2022 PRSS Estimate - Soft Costs | 2022 PRSS Estimate - Total |
|---|------------------------------------|------------------------------------|-------------------------------|
| Access pathway through park | \$28,500 | \$12,341 | \$40,841 |
| Develop entrance gateways with signage | \$22,800 | \$9,872 | \$32,672 |
| Provide connections to other nearby parks | \$11,400 | - | \$11,400 |
| 24th Avenue picnic area at school | \$285,000 | \$123,405 | \$408,405 |
| Interpretive signage | \$34,200 | \$14,809 | \$49,009 |
| Provide parallel parking on S. 244th St. | \$27,360 | \$11,847 | \$39,207 |
| Vegetation management | \$71,820 | \$31,098 | \$102,918 |
| Tree removal and pruning | \$57,000 | \$24,681 | \$81,681 |
| Debris removal | \$68,400 | \$29,617 | \$98,017 |

REDONDO BOARDWALK

| | 2022 PRSS Estimate - Hard Costs | 2022 PRSS Estimate - Soft Costs | 2022 PRSS Estimate - Total |
|---|------------------------------------|------------------------------------|-------------------------------|
| Redondo paid parking | \$300,000 | \$50,000 | \$350,000 |
| Redondo Fishing Pier - replace | \$2,370,000 | \$548,000 | \$2,918,000 |
| Replace the south side of the Redondo boarding floats | \$238,000 | \$77,000 | \$315,000 |
| Replace bulkhead, remove timber piles, replace pedestrian promenade | \$3,400,000 | \$200,000 | \$3,600,000 |
| Demolish and replace restroom | \$901,000 | \$125,000 | \$1,026,000 |

S 251 ST ROW

| | 2022 PRSS Estimate - Hard Costs | 2022 PRSS Estimate - Soft Costs | 2022 PRSS Estimate - Total |
|---------------------------------------|------------------------------------|------------------------------------|-------------------------------|
| Remove invasives, clean up, add bench | - | - | \$12,768 |

SONJU PARK

| | 2022 PRSS Estimate - Hard Costs | 2022 PRSS Estimate - Soft Costs | 2022 PRSS Estimate - Total |
|---|------------------------------------|------------------------------------|-------------------------------|
| Picnic shelter | \$14,820 | - | \$14,820 |
| Meadow, boardwalk | \$74,100 | \$32,085 | \$106,185 |
| Redefine creek | \$114,000 | \$49,362 | \$163,362 |
| Trailhead & trail connections | \$57,000 | \$24,681 | \$81,681 |
| Vegetation management | - | \$51,300 | \$51,300 |
| Demolish structures, create interim on-site parking improvements | \$65,000 | \$1,000 | \$66,000 |
| New playground | \$800,000 | \$153,000 | \$953,000 |

SOUND VIEW (VAN GASKEN)

| | 2022 PRSS Estimate - Hard Costs | 2022 PRSS Estimate - Soft Costs | 2022 PRSS Estimate - Total |
|------------------|------------------------------------|------------------------------------|-------------------------------|
| Improvements TBD | \$1,590,000 | \$202,000 | \$1,792,000 |

SOUTH MARINA PARK

| | 2022 PRSS Estimate - Hard Costs | 2022 PRSS Estimate - Soft Costs | 2022 PRSS Estimate - Total |
|--|------------------------------------|------------------------------------|-------------------------------|
| Replace two Plums along 227th | \$1,140 | \$494 | \$1,634 |
| ADA picnic table | \$2,850 | \$1,235 | \$4,085 |
| Upgrade all site furnishings | \$10,260 | \$4,443 | \$14,703 |
| Parking lot irrigation and landscaping | \$57,000 | \$24,681 | \$81,681 |
| Seal Coat parking lot | \$51,300 | \$22,213 | \$73,513 |
| Sculptures | \$6,840 | \$2,962 | \$9,802 |
| Remove mural | \$5,700 | - | \$5,700 |

STEVEN J UNDERWOOD MEMORIAL PARK

| | 2022 PRSS Estimate - Hard Costs | 2022 PRSS Estimate - Soft Costs | 2022 PRSS Estimate - Total |
|---|------------------------------------|------------------------------------|-------------------------------|
| Competition soccer field with lighting | \$1,378,944 | \$597,083 | \$1,976,027 |
| Additional picnic shelter | \$77,520 | \$33,566 | \$111,086 |
| Expand parking (with drainage) | \$647,520 | \$280,376 | \$927,896 |
| Furnishings | \$20,520 | \$8,885 | \$29,405 |
| Landscaping | \$114,000 | \$49,362 | \$163,362 |
| Add concrete mow strips at ballfield fences | \$59,873 | \$25,925 | \$85,798 |
| Add netting at backstops | \$51,300 | \$22,213 | \$73,513 |
| Fix uneven grades at brick plaza | \$9,120 | \$3,949 | \$13,069 |
| Replace dead plants | \$4,560 | \$1,974 | \$6,534 |
| Paint restrooms | \$9,690 | \$4,196 | \$13,886 |
| Fortify lighting/wiring electrical boxes | \$17,100 | \$7,404 | \$24,504 |
| LED exterior lighting | \$2,100 | - | \$2,100 |

WATERTOWER PARK

| | 2022 PRSS Estimate - Hard Costs | 2022 PRSS Estimate - Soft Costs | 2022 PRSS Estimate - Total |
|--|------------------------------------|------------------------------------|-------------------------------|
| Playground upgrades | \$22,800 | \$9,872 | \$32,672 |
| Repair lawns, drainage, edges, etc. | \$8,550 | \$3,703 | \$12,253 |
| Replace wood edging w/ concrete curb along 5th Ave | \$17,556 | \$7,602 | \$25,158 |
| Improve parking on west side | \$71,820 | \$31,098 | \$102,918 |
| Improve parking, add ADA stall | \$37,620 | \$16,289 | \$53,909 |
| Provide power and security lighting | \$68,400 | \$29,617 | \$98,017 |

WESTWOOD PARK

| | 2022 PRSS Estimate - Hard Costs | 2022 PRSS Estimate - Soft Costs | 2022 PRSS Estimate - Total |
|-----------------------------------|------------------------------------|------------------------------------|-------------------------------|
| Rehab surface on basketball court | \$7,296 | \$3,159 | \$10,455 |
| Vegetation maintenance | - | \$8,550 | \$8,550 |

WOODMONT PARK

| | 2022 PRSS Estimate - Hard Costs | 2022 PRSS Estimate - Soft Costs | 2022 PRSS Estimate - Total |
|------------------------------------|------------------------------------|------------------------------------|-------------------------------|
| Signage and trailhead improvements | \$11,400 | \$4,936 | \$16,336 |
| Trail construction | \$159,600 | \$69,107 | \$228,707 |
| Vegetation management | \$49,590 | \$21,473 | \$71,063 |

WOOTON PARK

| | 2022 PRSS Estimate - Hard Costs | 2022 PRSS Estimate - Soft Costs | 2022 PRSS Estimate - Total |
|--|------------------------------------|------------------------------------|-------------------------------|
| Acquire Water District 54 property | \$196,000 | - | \$196,000 |
| Street frontage and parking improvements | \$702,240 | \$304,070 | \$1,006,310 |
| Repair/restore ADA path | \$38,304 | \$16,586 | \$54,890 |
| Repair upland pond area (drainage, planting) | \$57,000 | - | \$57,000 |
| Redesign/reseed brick plaza area | \$17,100 | \$7,404 | \$24,504 |
| Repair lights | \$570 | - | \$570 |
| Site furnishings | \$14,250 | \$6,171 | \$20,421 |
| Relocate basketball hoop and restripe court | \$21,533 | \$9,324 | \$30,858 |

OTHER PROJECTS

| Project | 2022 PRSS Estimate - Hard Costs | 2022 PRSS Estimate - Soft Costs | 2022 PRSS Estimate - Total |
|---------------------------------------|------------------------------------|------------------------------------|-------------------------------|
| New pickleball court (location TBD) | \$40,000 | \$7,600 | \$47,600 |
| New park restroom (locations TBD) | \$332,000 | \$63,000 | \$395,000 |
| Community Center study (location TBD) | - | \$60,000 | \$60,000 |