



AGENDA
DES MOINES CITY COUNCIL
STUDY SESSION
City Council Chambers
21630 11th Avenue S, Suite C
Des Moines, Washington
Thursday, June 4, 2026 - 5:00 PM

CITY COUNCIL COMMITTEE OF THE WHOLE

5:00 p.m. - 5:50 p.m.

CALL TO ORDER

ROLL CALL

COMMITTEE OF THE WHOLE ITEMS

- Item 1. **Sustainable Airport Master Plan (SAMP) Update** – 30 Minutes
Staff Presentation: Community Development Director Rebecca Deming

- Item 2. **First Quarter 2026 Police Operations Update** – 20 Minutes
Staff Presentation: Police Chief Ted Boe

CITY COUNCIL STUDY SESSION

6:00 p.m. - 10:00 p.m.

CALL TO ORDER

PLEDGE OF ALLEGIANCE

ROLL CALL

COMMENTS FROM THE PUBLIC

Comments from the public must be limited to the items of business on the Study Session Agenda. Please sign in prior to the meeting and limit your comments to three (3) minutes.

DISCUSSION ITEMS

- Item 1. **Infrastructure Project and Funding Discussion** – 60 Minutes
Staff Presentation: Public Works Director Michael Slevin

EXECUTIVE SESSION

NEXT MEETING DATE

June 11, 2026 City Council Regular Meeting

ADJOURNMENT

Members of the public who wish to provide comment during the meeting via Zoom must register in advance. To register, please email cityclerk@desmoineswa.gov by 12:00 p.m. (noon) on the Wednesday before the meeting.

City Council meeting can be viewed live on the City's website, Comcast Channel 21/321, on the City's [YouTube](#) channel or via [Zoom](#).

[Projected Future Agenda Items](#)

**City Council
AGENDA ITEM**

BUSINESS OF THE CITY COUNCIL
City of Des Moines, WA

SUBJECT: Sustainable Airport Master Plan (SAMP) Update

ATTACHMENTS:

1. SAMP Update PowerPoint

FOR AGENDA OF:

June 4, 2026

DEPT OF ORIGIN:

Community Development

DATE SUBMITTED:

May 22, 2026

CLEARANCES:

Community Development

Purpose and Recommendation


To provide the Council with an update on the status of the Sustainable Airport Master Plan (SAMP) environmental.

Background

On September 26, 2025, the Federal Aviation Administration (FAA) completed their National Environmental Policy Act review of the Port of Seattle's Sustainable Airport Master Plan (SAMP) Near-Term Projects. Based on the review, the FAA approved a Final Environmental Assessment and a Finding of No Significant Impact/Record of Decision (FONSI/ROD) for 31 proposed SAMP Near-Term Projects at the Seattle-Tacoma International Airport. The proposed action is to implement 31 near-term projects, including 19 additional gates and a second terminal, cargo facilities, and additional projects that are designed to improve efficiency and access to the airport to accommodate future demand. The

The Port of Seattle is now conducting an environmental review under the State Environmental Policy Act (SEPA). The Draft Environmental Impact Report (EIS) was released May 22, 2026 with a 60 day comment period. The City is working with the cities of Burien and SeaTac to provide comments through a Council approved Interlocal Agreement (ILA). The Port of Seattle will be presenting at a future City Council and they have 4 public meetings the week of June 22nd.

2026 SEPA TIMELINE





Des Moines
WATERLAND CITY

SAMP Update

June 4, 2026



Sustainable Airport Master Plan (SAMP)

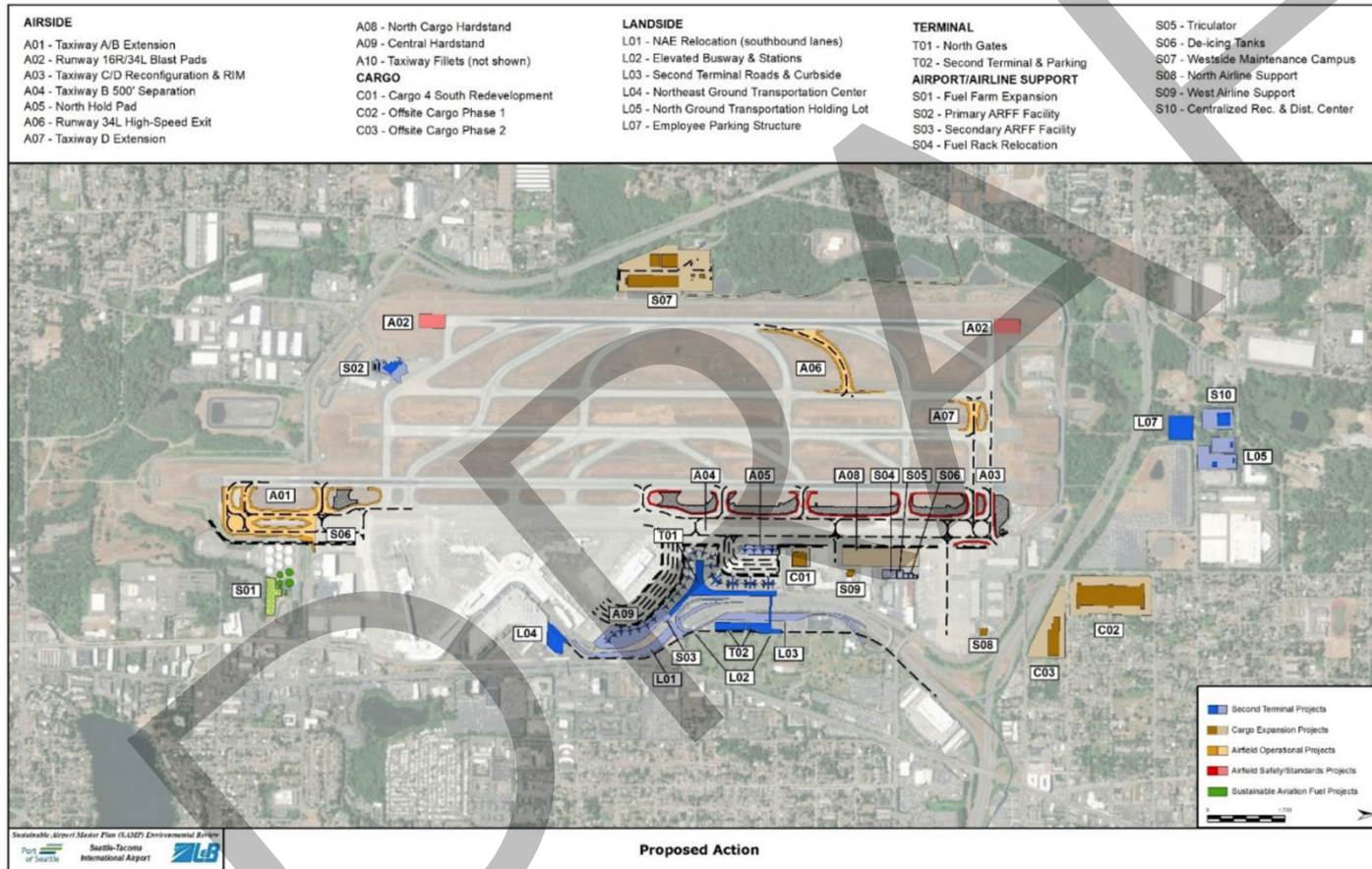
The 31 Near-Term Projects (NTPs) would address current operational needs and are designed to accommodate the 56 million passengers projected to use SEA. The key components include:

- A second terminal and concourse with 19 additional aircraft gates
- An elevated busway linking the rental car facility, new terminal, and main terminal
- Cargo facilities to accommodate air freight operations
- Realignment of airport roadways to connect the two terminals and facilities
- Airfield updates to improve safety and efficiency
- New ground transportation and employee parking facilities
- Additional facilities for sustainable aviation fuel
- New or expanded airport/airline support facilities



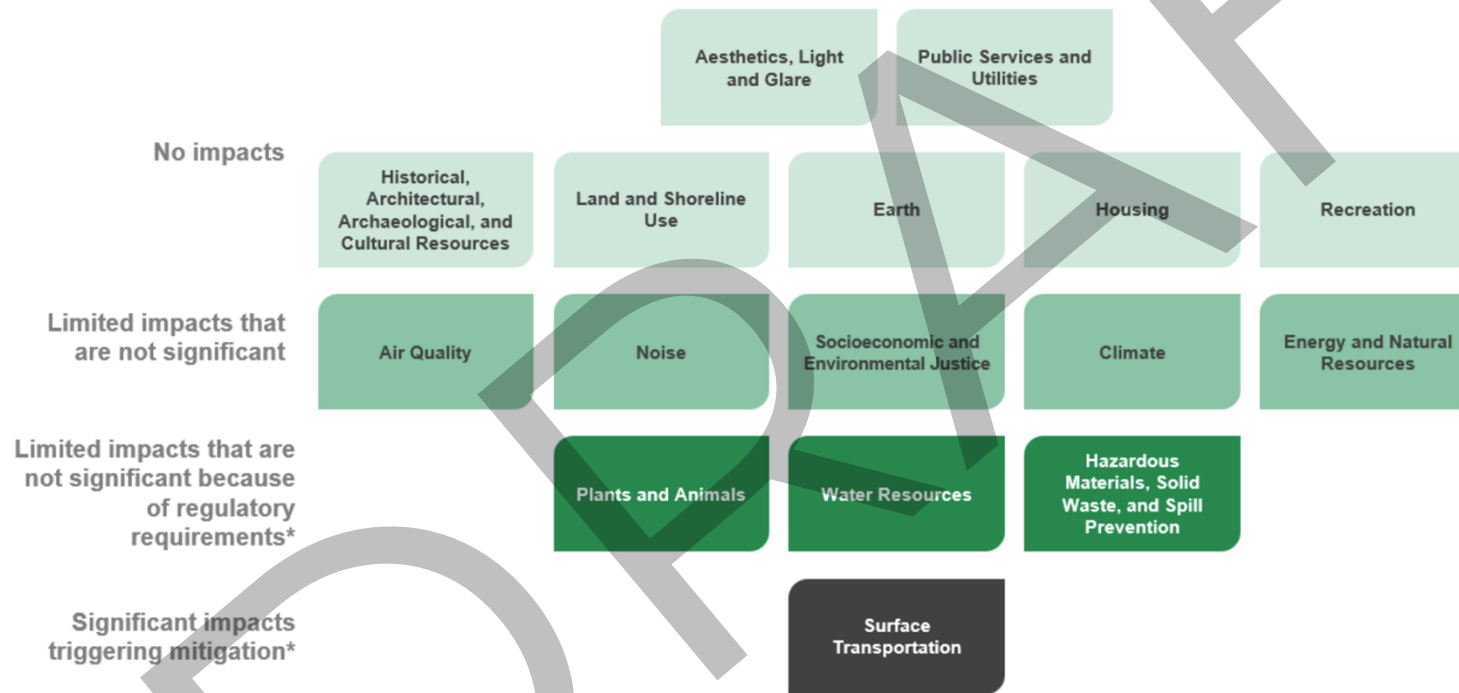
Sustainable Airport Master Plan (SAMP)

EXHIBIT S-1: PROPOSED ACTION



Sustainable Airport Master Plan (SAMP)

EXHIBIT S-2: CHART OF IMPACTS

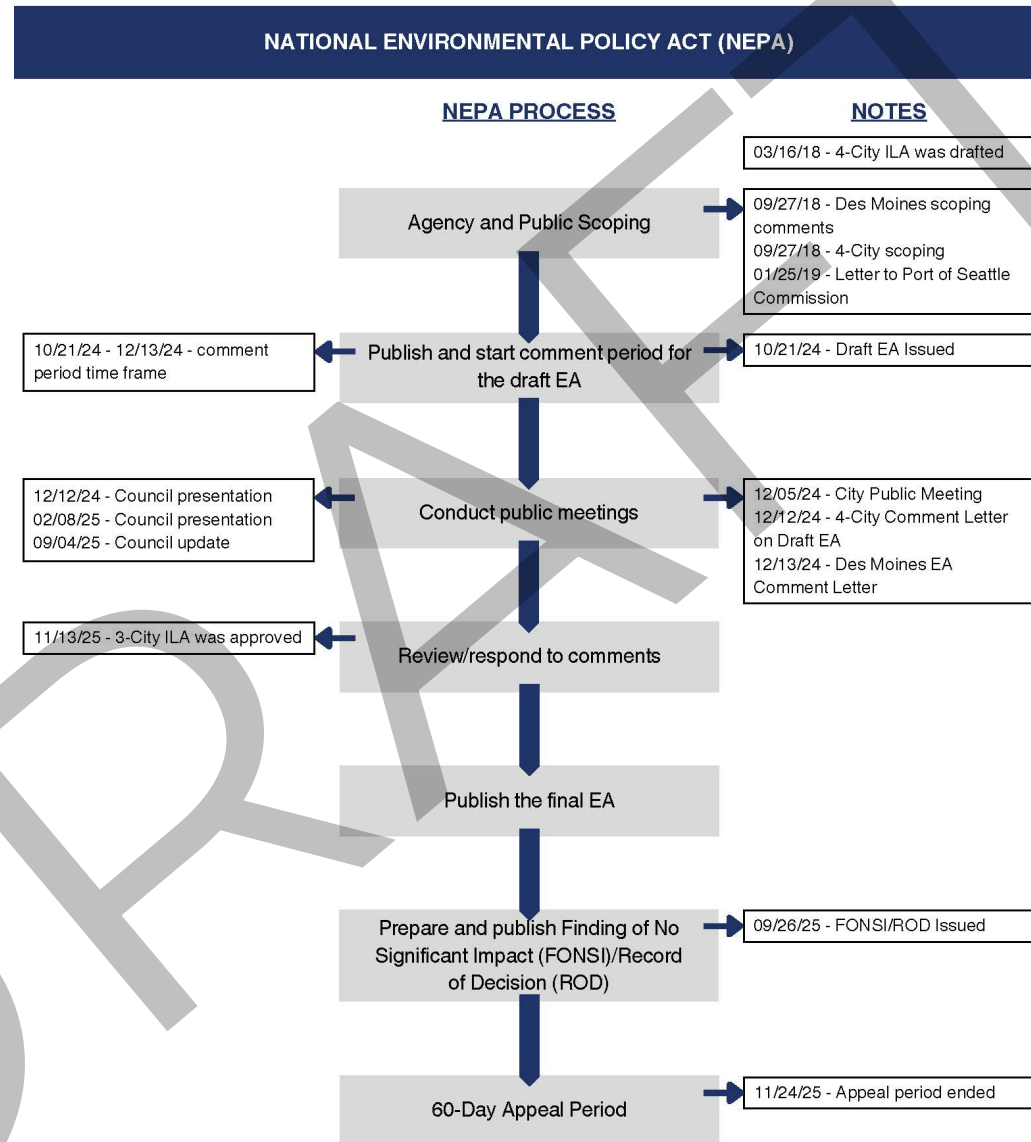


*Mitigation identified in the NEPA EA was carried forward into the DRAFT SEPA EIS.



NEPA - History

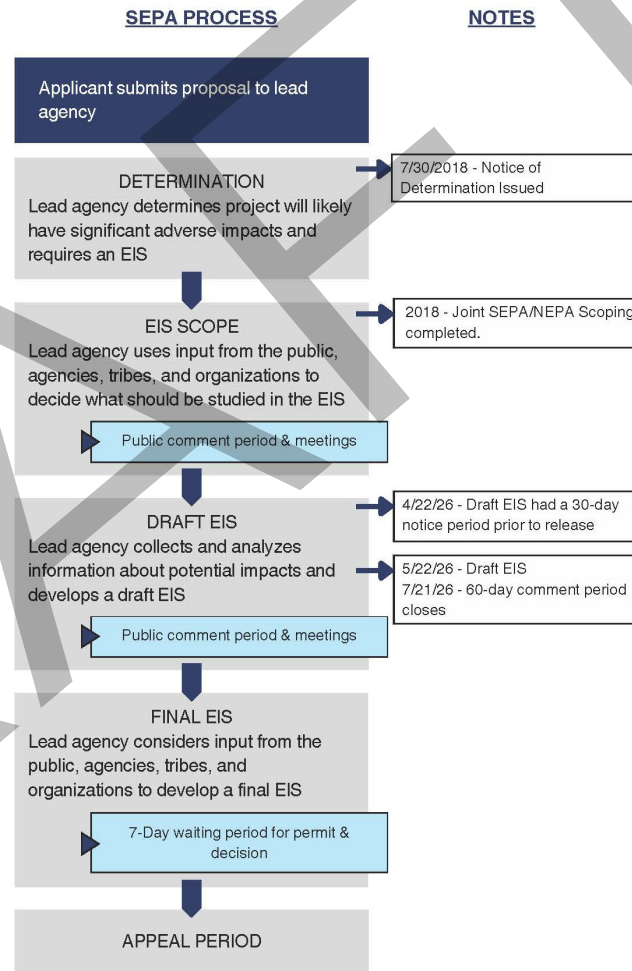
- The FAA is the lead agency for NEPA



SEPA

- The Port of Seattle is the lead agency for SEPA
- The Port provided a 30-day notice prior to publication.
- The 3-Cities requested a 90-day comment period
- The Port is providing a 60-day comment period (ending July 21)
- Comments can be submitted online, by email, mail, or at the Port of Seattle's SAMP public meetings the week of June 22nd

STATE ENVIRONMENTAL POLICY ACT (SEPA)



SEPA

According to the SEPA document

The SEPA Draft EIS builds on the earlier NEPA review by providing additional analysis for several topics, including:

- Air pollutant dispersion modeling
- Human health risk assessment
- Qualitative reviews of ultrafine particle emissions and the effects of noise on human health
- Analysis of the impacts of greenhouse gas emissions attributable to the NTPs as well as the effects of climate change on SEA, including resiliency measures
- Environmental justice analysis using tools developed by the Port and the Washington Department of Health

The SEPA found that, with the implementation of mitigation for surface transportation and measures to minimize other impacts, no significant adverse environmental impacts would result from construction of the NTPs.



SEPA DEIS Response

- Interlocal Agreement for Coordinated SAMP Review and Legal Services between Des Moines, Burien, and SeaTac.
- Contracts are managed by the City of SeaTac. Consultants to assist the 3 Cities to respond to the Draft EIS.
- Cities of Des Moines and Burien jointly hosting a Public meeting for its citizens.





Des Moines
WATERLAND CITY



**City Council
AGENDA ITEM**

BUSINESS OF THE CITY COUNCIL
City of Des Moines, WA

SUBJECT: First Quarter 2026 Police Operations Update

ATTACHMENTS:

1. First Quarter 2026 Police Operations Update

FOR AGENDA OF:

June 4, 2026

DEPT OF ORIGIN:

Police

DATE SUBMITTED:

May 25, 2026

CLEARANCES:

Police

Purpose and Recommendation

This presentation will provide Council and the community with an update on staffing, police responses to calls for service and major initiatives involving the Des Moines Police Department in the first quarter of 2026.

Background

Des Moines Police Department regularly provides updates on patterns and trends related to public safety. This presentation is a continuation of that practice, as requested by the Council at previous meetings and during strategic planning work sessions.

Discussion

This presentation is intended to be informative only. No action is requested by the Council at this time.



First Quarter 2026 Police Operations Update

June 4, 2026

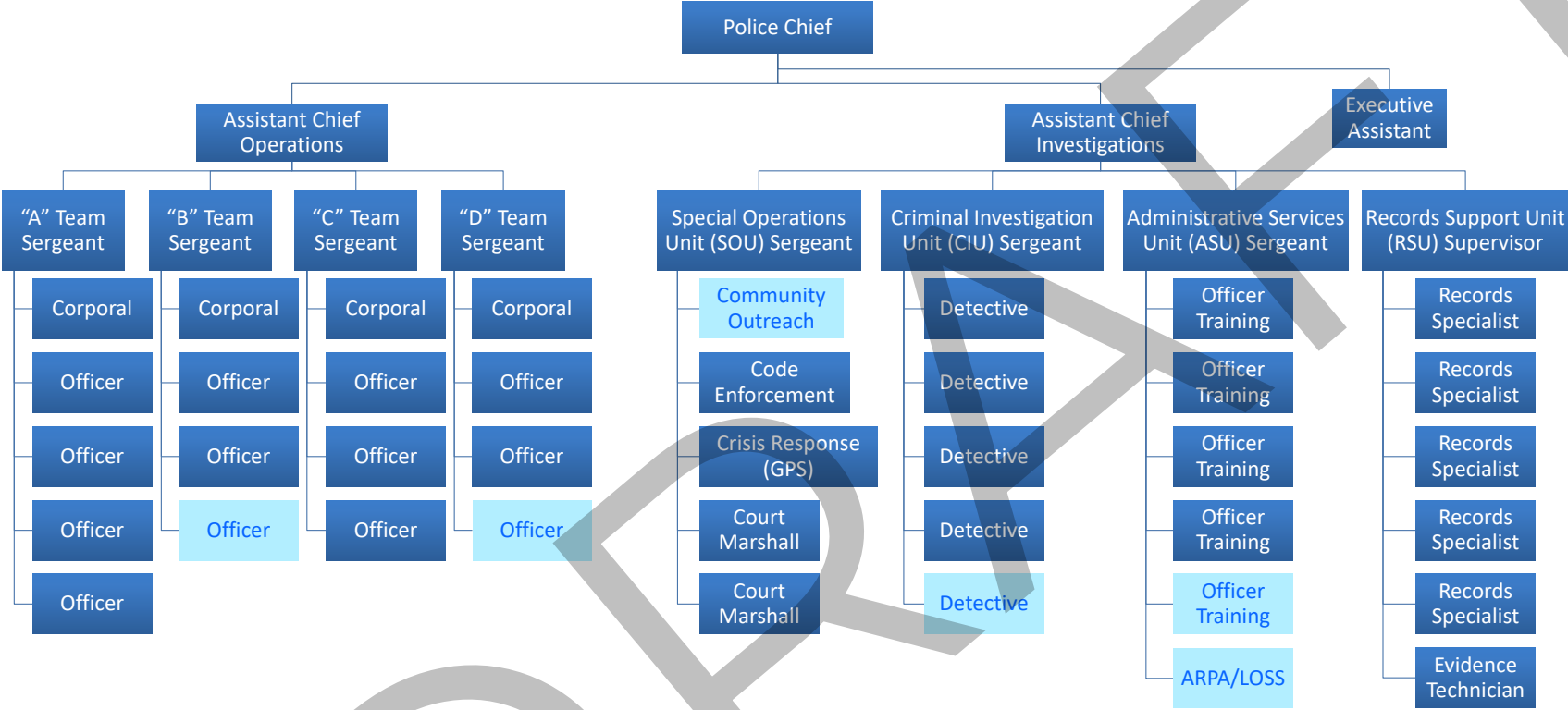
Purpose of Presentation

This presentation provides a 2026 first quarter (January 1-March 31) summary of operation efforts and key initiatives within the Des Moines Police Department.

- Department Staffing and Organization
- Major Initiatives
- “Unofficial” Crime Statistics
- Automated Camera Traffic Enforcement
- Code Enforcement
- Co-Response/Getting People Services
- Upcoming Projects and Events



Current Department Staffing



Staffing Summary: DMPD currently has 7 Sergeants overseeing: 4 Patrol teams, Special Operations Unit, Criminal Investigations Unit, and the Administrative Services Unit. The ASU oversees Officers in training, from Hiring, through Academy, and Field Officer Training. The **Light Blue** identifies vacancies that the department is working to fill.



Q1 2026 Major Initiatives

HB2015- Application, Policy and Training

- Public Safety Sales Tax
- Grant Application Submitted for FTE Add

New Tasers- 45 TASER 7s & Supplies from Fish & Wildlife ~\$100,000 in free equipment

CARES Contract Expansion

- Short-Term Shelter Development

Speed Measurement (Radar) Trailer Purchase

Parade, Fourth of July and World Cup Planning

False Alarm Management Implementation

Modernize Technology Implementation- Lexipol Suite

- Use of Force (WADEPS)
- Pursuit
- Officer Complaint
- Training & Equipment Tracking Component

SB6002 Implementation- Training, Policy and Tech Review



NIBRS and Spillman- Stats Warning

NIBRS is the National Standard for Statistics

- DMPD uses annually to WASPC (July/August Report)
- “One-to-Many” reporting
- Trends over multiple years
- “Scrubbed” data
- Comparables to other Cities
- Crime Rate Data and Standardization

Spillman is our Records Management System

- Utilized for this presentation
- No “*Second Set of Eyes*” review
- Will include some deviation from WASPC Data/Report
- Includes Dispatched Data
- No Data Analyst on Staff- Records Team Reporting



Q1 2026 Crime Stats- Dispatched Calls

	Dispatch Calls for Service Q1 2025	Dispatch Calls for Service Q1 2026	Percent +/-	2026 Response Time*
January	1,232	1,242	+0.81%	8.78 minutes
February	1,251	1,220	-2.47%	9.48 minutes
March	1,395	1,642	+17.71%	9.77 minutes
TOTALS	3,878	4,104	5.83%	9.35 minutes

*2026 Response times do not include On-View dispatched calls which would have a response time of 0 seconds. There were 2,408 dispatched calls in Q1 2026 that are used to find response times.



Q1 2026 Crime Stats- Violent Crimes

	January	February	March	2026 Q1 TOTALS	2025 Q1 TOTALS
Assault	21	22	17	60	52
Firearms (weapons offense)	1	2	3	6	8
Homicide	0	1	0	1	0
Robbery	1	0	1	2	2
DV (Includes Verbal Only)	31	24	38	93	69
Harassment/Threats	7	4	10	21	15



Q1 2026 Crime Stats- Property Crime

	January	February	March	2026 Q1 TOTALS	2025 Q1 TOTALS
Burglary – Residential	2	2	4	8	13
Burglary – Commercial	0	1	2	3	2
Fraud	6	6	6	18	12
Shoplifting	17	12	19	48	68
Auto Theft	5	10	9	24	31
Car Prowl	0	0	0	0	6



Q1 2026 Crime Stats- Traffic Safety

		January	February	March	2026 Q1 TOTALS	2025 Q1 TOTALS
DUI		11	8	19	38	17
Tickets	Infraction Traffic	59	73	232	364	235
	Infraction Non-Traffic	0	6	13	19	4
	Criminal Traffic	18	19	36	73	51
	Criminal Non-Traffic	28	42	59	129	119
Parking Tickets		2	1	0	3	20
Individual Arrests		42	56	88	186	142
Accidents		28	16	18	62	77



Q1 2026 Criminal Investigations Unit

Detective Caseload Chart (January – March)

Cases Assigned – 119

- Average cases assigned per Detective (4 + 1 Sgt) = 23.8

Cases Closed – 125

- By arrest/charging = 34

Current Caseload (March 31st) – 64

- Average caseload per Detective = 12.8



Q1 2026 Automated Traffic Enforcement

Location Description	January	February	March	TOTALS
NB Woodmont Elementary School @ S 264 th Place	64	60	102	226
SB Woodmont Elementary School @ S 264 th Place	264	232	420	916
NB Pacific Middle School @ 24 th Ave S	N/A	1,815	319	2,134
SB Midway Elementary School @ 24 th Ave S	N/A	1,136	220	1,356
SB Pacific HWY S @ S 216 th S	N/A	88	171	259
SB Pacific HWY S/SR 99 @ Kent Des Moines Rd/SR 516	N/A	5	10	15
EB S 216 th Street @ Pacific HWY S	59	73	81	213
WB Kent Des Moines Rd/SR 516 @ Pacific HWY S/SR 99	N/A	N/A	61	61
WB Kent Des Moines Rd/SR 516 (RHT) @ Pacific HWY S/SR 99	N/A	544	917	1,461
NB Marine View Drive/SR 509 @ S 216 th Street/7 th Ave S	65	58	64	187
SB Marine View Drive/SR 509 @ S 216 th Street/7 th Ave S	57	127	122	306
NB 28800 Redondo Beach Drive @ Redondo Park	51	54	159	264



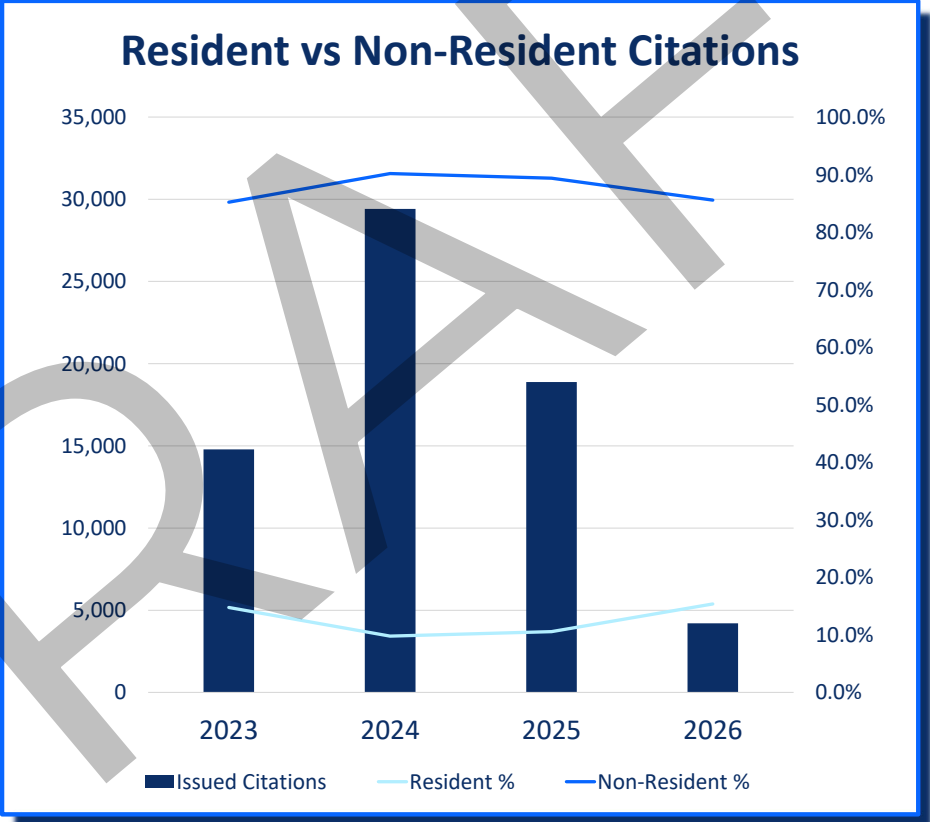
2023-2026 Automated Traffic Enforcement

Highlights

- Resident violations are dropping year over year
- Non-Resident violations maintained from 2023–2026
- 2025 – 89.3% of violators were Non-Residents

Opportunities

- Partner with Verra Mobility Marketing/PR teams on outreach to continue positively influencing driver behavior



2023-2026 Automated Traffic Enforcement

Recidivism

2023

- Single Citation: 11,991
- Two Citations: 871
- Three + Citations: 280

2024

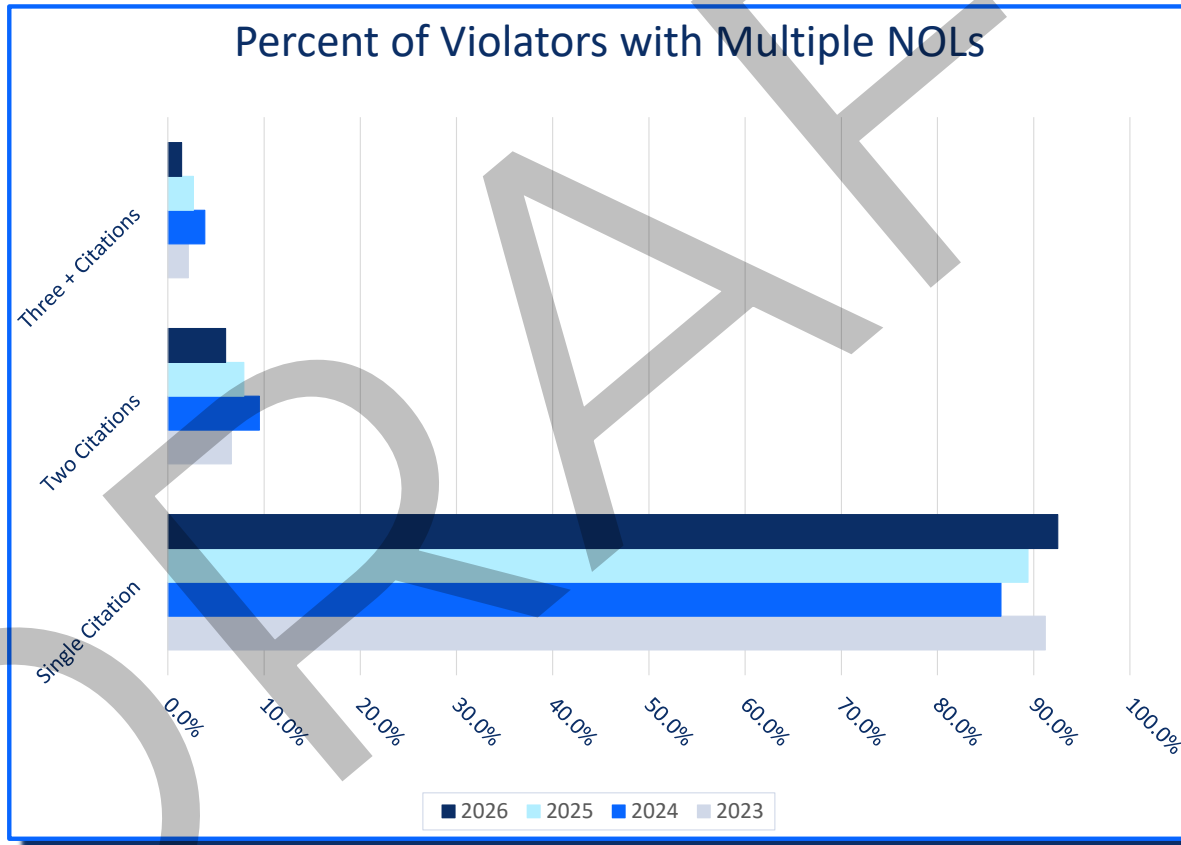
- Single Citation: 21,124
- Two Citations: 2,326
- Three + Citations: 935

2025

- Single Citation: 14,587
- Two Citations: 1,290
- Three + Citations: 441

2026

- Single Citation: 3,548
- Two Citations: 231
- Three + Citations: 55



On Deck for Stats



- We will be back with the WASPC Annual Crimes in Washington Report (2025 data) presentation in Q3 2026.
- DMPD will produce this data in quarterly format for Council and distribute via the City Manager's report and email network.
(Sign up if you haven't already to be on the mailing list)
- As we work with this data set over time, we will produce multiyear trendlines.



Q1 2026 Code Enforcement

735

New Cases

802

Resolved Cases

143

Open Cases

34 Condemnation Notices
45 Stop Work Orders
18 Notice of Violations
\$37,094 in Civil Infractions



Q1 2026 Co-Responder

January 2026 – March 2026

- Calls of Service: 105
- Referrals from Law enforcement officers: 16
- Follow up: 42

Total Contacts: 204



Upcoming Projects and Events

World Cup

HB2015 Implementation

- Training Requirements
- Model Policy Development

Re-Accreditation 2026-2029

Highway and Waterfront Emphasis

Recruitment and Onboarding

- Traffic/Motorcycle Unit
- Proactive Detectives
- Canine Program

ALPR Reporting and Model Policy Implementation

Wellness Focus

- Chaplain Program (Second Responder)
- Grant Award- Physical and Mental Health
- Early Intervention Screening Partnership

Annual WASPC Crimes in Washington Report- August





Des Moines
WATERLAND CITY



**City Council
AGENDA ITEM**

BUSINESS OF THE CITY COUNCIL
City of Des Moines, WA

SUBJECT: Infrastructure Project and Funding Discussion

ATTACHMENTS:

1. Infrastructure Project and Funding Presentation

FOR AGENDA OF:

June 4, 2026

DEPT OF ORIGIN:

Public Works

DATE SUBMITTED:

5/26/2026

CLEARANCES:

Purpose and Recommendation

The purpose of this item is to educate City Council on the basics of municipal public works projects in Washington state. This includes planning, funding, construction, maintenance, and impacts of projects. There is no immediate action associated with this item. Rather, the intent is to provide information and develop a shared understanding of opportunities and constraints related to municipal development.

Background

The Strategic Plan is being presented to City Council for adoption. This presentation will relate the themes in the Strategic Plan to municipal project development and encourage discussion at the Council level that outlines how the goals and themes of the plan can be realized through city development.

Discussion

Discussion will be encouraged around the information and concepts presented.

MUNICIPAL INFRASTRUCTURE & FUNDING



Presented by:
Paul Fuesel & Phuong Nguyen (Psomas)

June 4, 2026

Goals and Action Items

- The goal is to develop a shared understanding and engage in an informed discussion.
- Provide any additional information that supports decision making.

No formal Council actions associated with this presentation.



Focus on 2026-2030 Strategic Plan



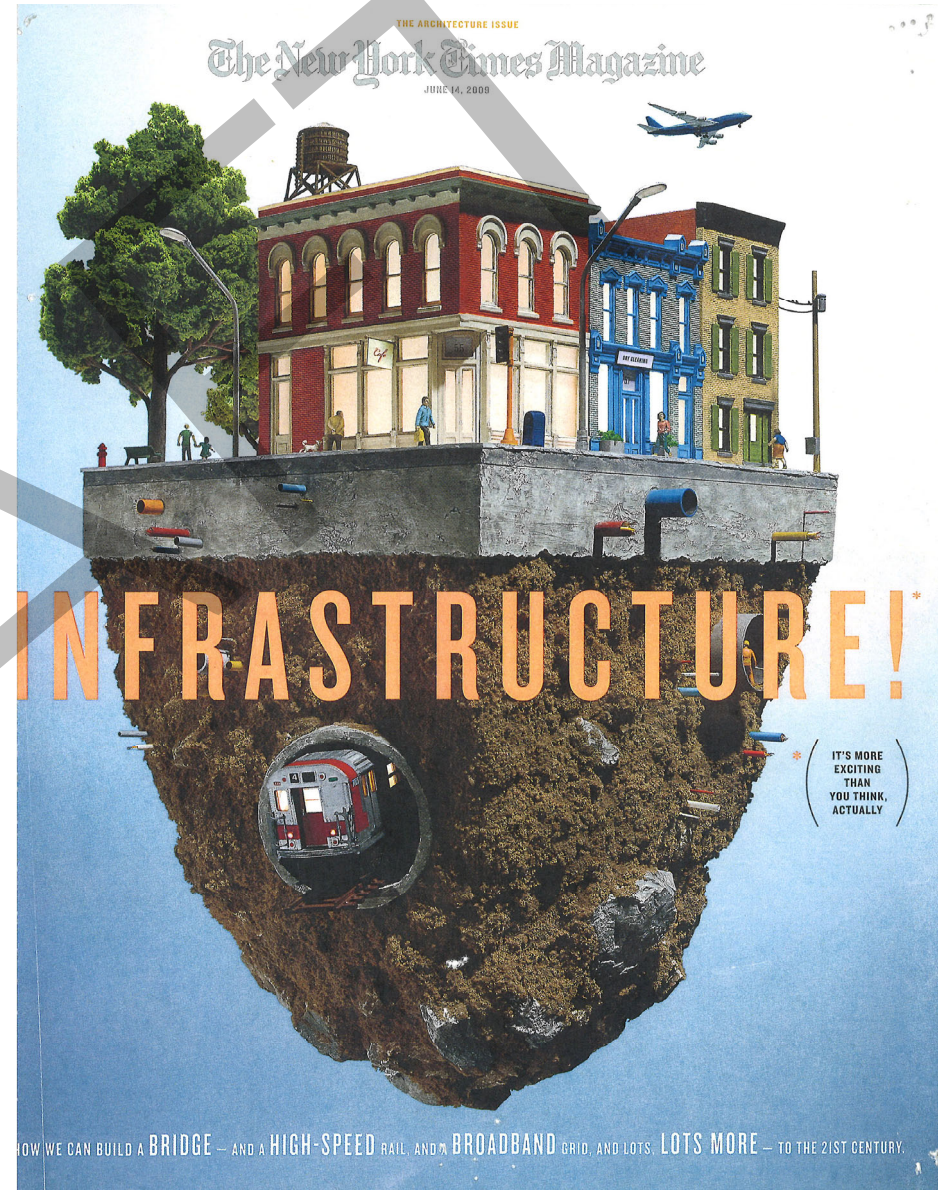
Statements in the Plan related to Infrastructure:

- Engaged and Thriving Community
- Vision: Premier Waterfront Community on Puget Sound
- Strategies: Economic Vitality
 - Revitalize downtown to be vibrant and provide a range of amenities that meet the needs of wants of a growing community
- Strategies: Natural and Built Environment
 - Maintain and invest in critical infrastructure and public assets to support reliability, sustainability, and future growth
 - Improve mobility, safety, and connectivity through a balanced, multimodal transportation system


What Is Infrastructure?

Merriam Webster defines Infrastructure as:

- i. the system of public works of a country, state, or region (in this case at the city scale)
- ii. also : the resources (such as personnel, buildings, or equipment) required for an activity



Municipal Infrastructure



- Infrastructure includes the public right of way in which lies the transportation and mobility network that includes the roadway pavement, the sidewalks, bridges, underpasses, retaining walls (Redondo Beach Sea Wall)
- The utilities: water lines, sewer lines, stormwater, street lighting, traffic signals, signing, etc.
- Utility districts and franchise agencies, such as (Water District 54)
- Can include private corporations/franchise utilities
- City owned parcels, buildings (government, library, public safety, public works, maintenance, etc.
- City owned parks, greenbelts, hillsides, etc.

S 216th St
During Construction

S 216th Street



DOWNTOWN INFRASTRUCTURE REVITALIZATION EXAMPLES

Questions:

- *What infrastructure invites people to want to visit, shop, and live there?*
- *What infrastructure invites private investment and economic development?*

Downtown Duvall - Phase 1




Downtown Duvall - Phase 2



Downtown Langley




Downtown Redmond - 15 years & 10 projects




Downtown Redmond 15 years & 10 projects




Downtown Redmond 15 years & 10 projects



Downtown Burien SW 152nd Street



Downtown Burien - Burien Town Square



Focus on Downtown Development & Infrastructure



Design quality infrastructure to attract quality development

Municipalities provide the framework (and quality) for attracting development

- Zoning and density to support city economic vitality
- Economic development policies
- City Codes that identify clear level of quality and safety
- Creating an inviting pedestrian environment
- Creating a destination for locals and visitors. Design a district where you can find a place to park your vehicle then stroll around town
- ADA and accessibility
- Traffic moves in downtown to circulate at an appropriate speed.
- Multimodal design
- Puget Sound orientation with views to it
- Other policies: vision zero, traffic calming, green infrastructure, complete street design

Design, Construction, and Maintenance of Infrastructure (Capital Projects)

Question: Why Public Works?

- practical audit costs
- prevailing wages,
- meeting grant requirements
- addressing standards,
- third party maintenance,
- new equipment,
- cultural resources...

Question: Why hasn't downtown redeveloped?

- i. What is the condition of existing infrastructure? What modernization is needed to meet the needs for new development?
- ii. Wholistically look at what quality infrastructure we need in our downtown.

Challenge Factors:

- **Permitting**
- **City Codes**
- **Infrastructure Conditions**
- **Market Conditions**
- **Economy**
- **Vision and Subarea Plan**

Funding of Infrastructure

Plan and invest in new infrastructure.

“If you don’t invest, you are moving backwards, because infrastructure investment is forward-oriented to attract growth and economic vitality.”

- General funds
- State grants and programs
- DOC
- RCO
- TIB
- Federal grants
- Public Trust Fund Loan
- MFTE
- EPA
- Specialized city funding...
- Transportation Benefit District
- Real Estate Excise Tax
- Public Safety Traffic Camera funds
- Public-private partnerships

Question: What infrastructure project criteria are grants currently funding? (the set of rules and criteria)

Infrastructure & Stewardship

- Through our many projects, we have realized that we're stewards of creating wholistic infrastructure that supports community.
- It takes a team to collaborate, design and construct infrastructure. We realize everyone involved with infrastructure are also stewards of the health and vibrancy of the community.
- New infrastructure is a Generational Investment.



Charting Our Course

Vision

A vision statement is aspirational. It reflects what we hope will be true about our City and community in the future. Des Moines' vision is to be:

The premier waterfront community on the Puget Sound.

Mission

A mission statement articulates the purpose of the organization and what drives employees to show up and deliver quality services for their community.

Des Moines is committed to maintaining a safe, sustainable environment while ensuring a high quality of life for all to live, work, and play.

Values

Values are the principles that guide behavior, influencing how staff interact with one another and how they serve the public. Des Moines embraces the values of:

**Teamwork | Customer Service
Safety | Responsibility | Integrity**

Next Steps and Discussion

Adopt the Strategic Plan

Start to detail the vision

Identify what infrastructure is missing

Modernization for future development and economic growth

Illustrate the vision

So that everyone can understand the vision and see how everything fits together to create the type of place and opportunities that you want to provide






How are Capital Projects funded?



- Planning/Scoping – initial efforts
- Grant Identification and Application
- Local/State/Federal funding regulations & matching funds
 - Safety plans, archaeological review, marine impact studies...
- Reporting and Closeout



Continue the Conversation

